

RESULTS

OF THE

METEOROLOGICAL OBSERVATIONS

MADE AT THE


BLUE HILL METEOROLOGICAL OBSERVATORY,

MASSACHUSETTS, U. S. A.,

IN THE YEAR 1886:

UNDER THE DIRECTION OF

A. LAWRENCE ROTCH, S. B.



N: 1411

BOSTON:

ALFRED MUDGE & SON, PRINTERS,

NO. 24 FRANKLIN STREET.

1887.

ERRATA AND ADDENDA

TO THE

BLUE HILL OBSERVATIONS FOR 1886.

Page viii. — To the description of the Sunshine Recorders, add: "Records of both the instruments are given in the Frontispiece."

Pages 3 to 7. — Supply the following omitted dates on which western mountains were visible: —

Nobscot: March 22, June 22, August 4, November 22. Wachusett: December 28. Monadnock: July 12.

Page 3; April 7. — Amount of sunshine, read 0 h. 6 m., instead 0 h. 0 m.

Page 3; April 7. — Per cent of sunshine, read 01, instead 00.

Pages 3 and 8. — Duration of bright sunshine for April, read 177 h. 25 m., instead 177 h. 19 m.

Page 8. — Duration of bright sunshine for year, read 2,098 h. 19 m., instead 2,098 h. 13 m.

Pages 16 to 27. — The total wind movements for each day are not always the exact sums of the hourly movements, as they were otherwise obtained.

Page 18. — Mean wind movement for March, 3-4 P. M., read 25.4, instead 2.54.

Page 31. — Sum for last eight days of February, at 2 P. M., read 232.400, instead 332.400.

Page 32. — Monthly sum for March, at 10 P. M., read 904.303, instead 304.303.

Page 39. — In the sums for the last eleven days of October, from 5 A. M. to 11 P. M., inclusive, the three left-hand figures of each column read 323, instead 393 or 293.

Page 44. — In the description of the phenomena of April 7, insert: "For the automatic sunshine record, see the Frontispiece to this volume."

Page 45. — To the mention of the humidity record of November 4, add: "The record of this day's sunshine is shown in the Frontispiece."

CONTENTS.

INTRODUCTION TO THE BLUE HILL OBSERVATIONS.

| | PAGE |
|--|------|
| AN ACCOUNT OF THE OBSERVATORY. | |
| ITS HISTORY AND PERSONNEL | v |
| ITS LOCATION AND DESCRIPTION | v |
| ITS AUXILIARY STATIONS | v |

| | |
|---|------|
| THE INSTRUMENTS AT THE OBSERVATORY. | |
| REMARKS CONCERNING THE SELF-RECORDING INSTRUMENTS | vi |
| BAROMETERS | vi |
| THERMOMETERS AND HYGROMETERS | vi |
| ANEMOSCOPE AND ANEMOMETERS | vii |
| RAIN AND SNOW GAUGES | vii |
| SUNSHINE AND CLOUD INSTRUMENTS | viii |

| | |
|---|------|
| THE REDUCTION OF THE OBSERVATIONS. | |
| GENERAL RESULTS | viii |
| HOURLY VALUES FROM THE SELF-RECORDING INSTRUMENTS | ix |

RESULTS OF THE OBSERVATIONS.

| | |
|--|-------|
| GENERAL RESULTS OF THE OBSERVATIONS | 2-8 |
| NUMBER OF HOURS OF PREVALENCE OF EACH WIND | 10-13 |
| HOURLY MEASURES OF THE HORIZONTAL MOVEMENT OF THE WIND | 16-28 |
| HOURLY VALUES OF THE ATMOSPHERIC PRESSURE | 30-42 |

| | |
|---|--------|
| TRACINGS FROM THE SELF-RECORDING INSTRUMENTS TO ILLUSTRATE CERTAIN PHENOMENA. | |
| DESCRIPTIVE TEXT | 44, 45 |

PLATES, Nos. 1 to 9.

INTRODUCTION TO THE BLUE HILL OBSERVATIONS.

AN ACCOUNT OF THE OBSERVATORY.

Its History and Personnel.—The Blue Hill Meteorological Observatory was established as a private observatory by the undersigned in 1885, and is now one of the best equipped meteorological stations in the United States. Tri-daily observations were commenced Feb. 1, 1885, and have since been regularly made at the hours of 7 A. M., 3 and 11 P. M., seventy-fifth meridian time, adopted by the United States Signal Service. Monthly summaries of these observations have been sent to the New England Meteorological Society for publication in its *Bulletin*, to the Signal Service for its *Weather Review*, and to persons interested. A summary of the observations for the year ending Jan. 31, 1886, together with a summary of the corresponding observations made at the Boston Signal Service station, ten and one half miles north of and five hundred and fifteen feet below the observatory, was printed and distributed. Besides the regular meteorological observations, considerable experimental work has been done, notably in weather predictions. Details of this work may be found in a pamphlet by the undersigned, printed not published, entitled *An Account of the Foundation and Work of the Blue Hill Meteorological Observatory*.

The current expenses of the observatory, amounting to about \$2,500 a year, are paid by the undersigned, who directs the work. Mr. Willard P. Gerrish was the observer during the first year, and since that time the position has been filled by Mr. H. Helm Clayton. Frank Brown has acted as steward from the opening of the observatory.

Its Location and Description.—Great Blue Hill, upon whose summit the observatory stands, is situated in Norfolk County, Massachusetts, partly in the town of Milton and partly in that of Canton. The elevation above sea level is about six hundred and thirty-five feet, and it is thus not only the highest land in eastern Massachusetts, but is also the highest point within ten miles of the Atlantic coast from Maine to Florida. Great Blue Hill exceeds the other summits of the Blue Hill range by more than one hundred feet, and the surrounding country being low, its exposure is free in all directions, which renders it admirable as a site for a meteorological station, uninfluenced by the causes which affect the records of most of the Government Signal Stations. A road nearly a mile long, and practicable for carriages, has been built up the hill, and a telephone line connects the observatory with Boston. The position of the observatory is fixed by a brass plate on the lower floor of the tower. This marks the supposed site, 2.2 feet below the plate, of the copper bolt set by Simeon Borden, about 1834, for the Massachusetts Trigonometrical Survey, in latitude $42^{\circ} 12' 44''$ N., longitude $71^{\circ} 6' 53''$ W., and 635.05 feet above mean tide. The bolt set by the United States Coast and Geodetic Survey, in 1844, is 27.35 feet N. $11^{\circ} 16'$ E. of the supposed site of the Borden bolt.

The observatory itself is a two-story circular tower, twelve feet in diameter inside and twenty-five feet high, built of the broken stone found on the hill. This contains some of the instruments, others being exposed above its flat roof which is surrounded by a parapet. Extending southward from the tower is a one-story hip-roof house with two bedrooms, a dining-room and kitchen. This is also built of stone, but has a wooden shed attached. In the construction of the building every precaution was taken to insure solidity, the walls being twenty inches thick and the roof securely anchored to them. It has, however, been found impossible to make the walls impervious to rain which is driven by the high wind through the minute cracks which the stone must contain, and several coats of marine varnish have not rendered it water-proof. A large stove in the lower room of the tower heats the upper room through a register, and by its flue and that of the kitchen range also warms the other rooms. In the cellar is a wooden tank which collects the rain falling upon the roof. A safe built into the chimney protects the records and charts from fire. The cost of the building, designed by Messrs. Rotch and Tilden, was about \$3,500.

Its Auxiliary Stations.—A station was established July 1, 1886, at the foot of the hill, four hundred and forty feet below the observatory and three quarters of a mile northwest of it, which is visited daily. It is provided with maximum and minimum thermometers and a Draper thermograph exposed in a Hazen shelter, and with a rain gauge similar to that on the hill. Some curious variations of temperature and precipitation between the two stations have been noted, but enough data has not yet been accumulated for publication. Another station in Milton and one in the neighboring town of Randolph send monthly records of temperature and precipitation to the observatory, which receives reports of the synchronous observations made at the Boston Signal Service station.

Remarks concerning the Self-Recording Instruments.—A feature of the instruments is their automatic record, the "eye" observations of the standard instruments serving only as a control upon the registration. With the exception of the force of the wind, the species of clouds and their direction of motion, all the elements observed are recorded continuously. So far as possible, the principle of having duplicate instruments for use in case of accident is applied. The register sheets of all the instruments are changed daily at 11 p. m., at which hour the meteorological day ends.

Barometers.—The barometers are kept in a glass case in the lower room of the tower, where the temperature is most uniform, though a considerable range of temperature necessarily occurs in winter between the day and the night. The barometer cisterns are six hundred and forty feet above mean tide.

The standard since November, 1885, is Hicks, No. 818. This barometer is constructed on the Fortin system, has a tube about 0.5 inch in diameter, and is read by a vernier directly to 0.002 inch. The instrumental correction, as determined at Kew Observatory, in October, 1885, is +0.009 inch, including capillary action. As compared indirectly with the Signal Service standards at Washington, in February, 1886, its corrected readings are 0.015 inch too low. A Green barometer, No. 2,677, of the Signal Service pattern, reading also to 0.002 inch, is kept as a reserve instrument. It was formerly used as the standard, its readings being 0.017 inch lower than the assumed Kew standard now adopted by the observatory.

A Draper self-recording mercurial barometer, in a glass case near the other barometers, has given an almost continuous record since May, 1885. The principle of this instrument, which was constructed by Black and Pfister, of New York, is as follows: A glass tube thirty-six inches long, with the upper portion of larger diameter than the lower, is held firmly in a vertical position, and filled in the usual manner with quicksilver; its lower or open end dips into a tube or reservoir containing the same metal. This reservoir is suspended on two spiral steel springs, and has freedom of motion up and down. When the pressure of the atmosphere diminishes, a portion of the mercury flows out of the tube into the reservoir; this, becoming heavier, stretches the steel springs, causing the ink pencil fastened to them to mark downwards. If the pressure increases, the reverse movement takes place. The ink pencil makes its mark on a ruled paper register, carried at the rate of half an inch per hour from right to left by a clock. The movement of the pencil on the register can be magnified to any extent by increasing the length of the spiral springs; in this instrument it multiplies three times. The ink pencils used in the Draper instruments are tubes of glass filled with red ink, which touch lightly against the paper register; the advantage of these over lead pencils is that little or no pressure is required. This barograph gives the correction for temperature, or reduction to 32°, from the fact that it weighs the column of mercury instead of measuring its length, which is affected by heat. There is a slight temperature error caused by the unequal bore of the tube and by the expansion of the steel springs, but this is very small. Since July, 1885, the record has been checked by daily comparisons with the standard barometer, and the barograph is now so well regulated that the average correction is only 0.01 inch. Tracings of the barograph, somewhat reduced in size, are shown in Plates Nos. 1 and 1 A, at the end of this volume.

An aneroid barograph, made by Richard Brothers, of Paris, is kept as a reserve instrument. It consists of eight small aneroid boxes placed one above the other, which, by means of a pen on the end of a lever, register the variations of atmospheric pressure upon a paper-covered drum, which is revolved by clockwork inside. Unlike the Richard instruments in general, the drums of those constructed for this observatory revolve once a day instead of once a week, thereby making the time scale much larger. For an aneroid barometer this is remarkably accurate.

Thermometers and Hygrometers.—These are exposed in a wooden louvre shelter built from a north window of the tower, fifteen feet above the ground. In its construction special pains were taken to secure ventilation by making the roof double and setting the shelter six inches out from the wall, and to cut off radiation from inside the tower by having double windows. Comparisons have been made between this shelter and an isolated one built according to Prof. H. A. Hazen's specifications, now adopted by the Signal Service as the standard. Except during rapid changes of temperature, when the wall shelter was somewhat sluggish, the error of the latter was less than +0.5°. For convenience the window shelter is employed.

The observatory standard thermometers are Hicks, No. 252,161, verified at Kew, and Baudin, No. 10,682. The working standards are H. J. Green wet and dry bulb and maximum and minimum thermometers. These have been frequently compared with the standard instruments, and the resulting corrections applied.

A Richard thermograph has been in use since April, 1886. This instrument has a curved brass tube filled with alcohol, which straightens by the expansion of the alcohol when the temperature rises, and recurves again when the temperature falls and the alcohol contracts. The motion of the tube is registered on a drum by means of a pen on a lever. The error of the thermograph, ascertained several times daily by comparison with the standard thermometer, is not more than 0.5°, except for the maximum and minimum temperatures which are obtained from the maximum and minimum thermometers, and their hours of occurrence only from the thermograph.

In cold weather a Koppe hair hygrometer, made by Hottinger, of Zürich, has been used to determine the relative humidity and the dew point. In winter the mean relative humidity given by the hair hygrometer is about six per cent lower than that calculated from the readings of the wet and dry bulb thermometers, which are

known to give erroneous results at low temperatures. In summer the mean relative humidity obtained by the two methods agrees within one per cent. An Alluard condensation dew point apparatus is occasionally used as a check upon the other instruments.

A Richard registering hygrometer has been in use since April, 1886, and has given satisfactory results for such an instrument, its error relative to the hair hygrometer or psychrometer being noted several times daily. The hygrometric material employed is a thin strip of horn, whose alteration in length with variations of moisture is registered, as in the thermograph, upon a drum, which revolves once a day, giving a time scale of three tenths of an inch per hour. Sheets from these instruments are shown in Plates Nos. 2 to 5, slightly reduced in size.

Anemoscope and Anemometers.—The instruments for measuring the direction, velocity, and force of the wind are exposed about ten feet above the roof of the tower and thirty-five feet above the ground.

A Draper recording anemoscope and anemometer, made by Black and Pfister, have given almost continuous records since March, 1885, with the exception of short periods when repairs were necessary. The anemoscope is constructed as follows: From the wind vane a vertical shaft descends into the tower. The lower end of the shaft carries a brass cylinder covered with paper to receive the record of the oscillations of the wind. An ink pencil, bearing lightly against the paper, descends from the top to the bottom of the cylinder in the course of twenty-four hours, its movement being regulated by a clock. When the wind shifts, the paper register, therefore, correspondingly turns and the pencil makes a trace of the movement; if there is a calm, the pencil makes a straight line downward, a gentle breeze being sufficient to cause the cylinder to oscillate on each side of its mean direction. On the sheet of paper are printed the eight points of the compass and the hours, the trace thus showing the direction and all the variations of the wind, with the times of their occurrence. A reduced copy of the anemoscope sheet, after removal from the cylinder, is given in Plate No. 7.

The principle of the Draper anemometer is this: On the ends of a cross supported by a vertical shaft are four hemispherical cups, which, by the action of the wind, are caused to revolve with a speed, as determined by Dr. Robinson, of about one third the velocity of the wind. On the lower end of the shaft, thus made to revolve by the cups, is an endless screw connecting with a train of wheels which move a cam. This is so arranged that one turn of the cam corresponds to twenty miles movement of the wind. An ink pencil, which rests on the edge of the cam and slides in vertical guides, is carried by each revolution of the cam from the bottom to the top of a sheet of paper, which is drawn aside by a clock at the rate of half an inch per hour. The number of times that the pencil moves from the bottom to the top of the paper, multiplied by twenty, gives the number of miles that the wind has travelled in an hour or day. A reduced copy of the anemometer sheet is shown in Plate No. 6.

A smaller Robinson anemometer records electrically by the Gibbon self-register each mile travelled by the wind. This apparatus, which is that made for the Signal Service by the Hahl Manufacturing Company, of Baltimore, has been used during 1886. On account of the open time scale of the register (two inches per hour), it serves to show the velocity of brief gusts of wind better than does the Draper anemometer, and is also available to supply breaks in the latter record.

The average movements recorded by the Draper and Signal Service anemometers differ by less than one per cent. The latter instrument, in a series of tests, gave about five per cent lower velocities than did a Hicks portable anemometer, whose dial was graduated at Kew Observatory by comparison with the standard anemometer.

A wind pressure gauge, constructed from the writer's designs by the Crosby Steam Gauge Company, of Boston, has been in use during 1886. A vane keeps a disk with a square foot of surface normal to the wind, whose pressure stretches a spring in the tail of the vane and leaves an index at the maximum pressure in pounds, to which it has been subjected. After the pressure has been converted into velocity by the formula $v = \sqrt{\frac{p}{0.005}}$, where v is the velocity in miles per hour, and p is the pressure in pounds per square foot, the velocity thus obtained agrees closely with the maximum velocity for a period of five minutes, as registered by the Signal Service anemometer. The extreme velocity of the gusts would naturally be expected to exceed the mean velocity for five minutes, and this is generally found to be the case. The agreement is closest at moderate velocities, but whether this is owing to the inertia of the pressure plate causing it to be sluggish with light winds, or whether the velocity of the gusts exceeds in a greater ratio the mean velocity during high winds than during low winds, has not been determined.

Rain and Snow Gauges.—Three of these have been used during 1886. They are placed near one another in a freely exposed position, one hundred and fifty feet northeast of the observatory, with their rims within two feet of the ground.

The standard rain gauge is a copper cylinder, fourteen inches deep, with a turned brass rim eight inches in diameter. The rain is measured with a stick in a tube having one tenth the area of the receiver. This is the gauge recommended by the New England Meteorological Society. To ascertain the rainfall during a storm without emptying the gauge, it is weighed upon a spring balance compensated for the weight of the empty gauge and graduated to indicate 0.02 inch.

The standard snow gauge has an aperture similar to the rain gauge. The receiver is sixteen inches deep, and is enlarged below to keep the snow from blowing out, this plan having been tried in Europe. The gauge, with the unmelted snow, is weighed upon the spring balance, which is compensated as before for the weight of

this empty gauge. This method obviates loss by evaporation in melting the snow for measurement, and enables the snowfall to be quickly ascertained.

The self-recording rain and snow gauge constructed after the writer's design, by Richard Brothers of Paris, has been in use since March, 1886. The receiver in this gauge rests upon a platform balance, and when rain falls its weight causes the balance to record the amount and time of occurrence of the rain upon a revolving drum, as in the other Richard instruments. Tracings of this gauge, slightly reduced in size, are shown in Plates Nos. 8 and 9. To adapt it to snow another receiver is used, which is deeper, with an inner shield to prevent clogging by sleet. The author believes this to be the first successful attempt to record snow automatically without first melting it. The records of the registering gauge agree fairly well with those of the standard with which they are compared. The former gauge has been surrounded by a flaring wire screen on the Nipher system to protect it from the wind, and more snow has thereby been caught in windy weather than before.

Sunshine and Cloud Instruments.—The sunshine recorders are placed on the south parapet of the tower, with no obstructions to affect their records. A level stand in the centre of the tower roof with a meridian reference line serves as a base for the cloud mirror.

A Campbell-Stokes sunshine recorder, which has been in operation during 1886, is the standard instrument in Europe for registering sunshine, but it is believed that there are none used in the United States. It consists of a glass ball held in a concentric frame at the distance of the focal radius from the centre of the ball. This frame holds a strip of cardboard which is charred whenever the sun shines brightly, and by the apparent motion of the sun the hours into which the cardboard is divided are successively traversed by its image. The strip is adjusted in the frame to give approximately the standard time of the seventy-fifth meridian.

A Jordan sunshine recorder, made by Negretti and Zambra of London, has also been in use the past year. A brass cylinder, with its axis parallel to the earth's axis, has in its opposite sides two holes through which the sun shines upon sensitized paper, and the traces thus made are rendered permanent by immersing the paper in water. This generally records more sunshine than does the burning instrument, whose action is stopped when the sun is partly obscured by cirrus clouds or light haze.

A cloud mirror for the measurement of the azimuth and altitude of clouds has been used by Mr. Clayton. Frequent measurements, in degrees of azimuth, of the direction of motion of the clouds, particularly those of the cirrus type, have been made but are not ready for publication. The altitude of the clouds is obtained by first calculating their velocity of motion by noting the time which their shadows require to traverse known distances on the plain below. Only clouds of the stratus and cumulus types give shadows which can thus be used. The velocity of a cloud being known, two angular measurements of its altitude, at a definite interval of time apart, enable its height to be calculated.

THE REDUCTION OF THE OBSERVATIONS.

General Results.—The daily results refer to the twenty-four hours ending at 11 P. M. The figures in the first four columns following the date, pages 2 to 7, are the daily means obtained from observations at 7 A. M., 3 and 11 P. M., seventy-fifth meridian time, according to the practice of the Signal Service. Until April, eye observations were taken at these hours; after that, the data for 7 A. M. and 3 P. M. were generally obtained from the sheets of the self-recording instruments, controlled by eye observations of the standard instruments made at least twice a day.

All temperatures are expressed in Fahrenheit degrees.

The table used for the reduction of the barometer to 32° is that computed from Schumacher's formula, and contained in the *Instructions for Voluntary Observers of the Signal Service*. The reduction to sea level from a height of six hundred and forty feet is effected by a table calculated from Laplace's formula, in which the arguments are the temperature of the external air and the height of the barometer corrected to 32°. The correction to reduce to the standard gravity of latitude 45°, is -0.007 inch, which is the constant employed by the Boston Signal Office. The barometer reduced to sea level and standard gravity is only used in the monthly and annual means and extremes. The actual barometer is also given in the means.

The dew point and relative humidity are calculated from the readings of the wet and dry bulb thermometers, by means of the table, computed for a barometric pressure of thirty inches, contained in the above *Instructions*; or inversely, the dew point is calculated from the relative humidity, when such is obtained from the hygrometer.

The hours of actual sunshine are got from the Campbell-Stokes instrument, and the daily percentage of possible sunshine is determined from the average possible duration of sunshine in latitude 42°, which is given for each month in Jelinek's *Anleitung zur Ausführung Meteorologischer Beobachtungen*, revised by Dr. Hann. From the number of hours thus found, thirty minutes are subtracted daily to allow for the time when the sun, on account of its proximity to the horizon, does not affect the register.

The mean cloudiness for the first three months was obtained from tri-daily eye observations. After March it is assumed to be the complement of the percentage of bright sunshine, the cloudiness thus got having been found here and elsewhere to be about four per cent less than that obtained from eye observations. In the Annual Summary, page 8, the mean cloudiness has been obtained from the sunshine for all the months.

The transparency of the air from March to December, inclusive, is indicated by the record of visibility of distant mountains, which subtend about the same visual angle as seen from Blue Hill, the highest mountains being the most distant. The height above the sea of Nobscot is 602 feet; Wachusett, 2,018 feet; and Monadnock, 3,170 feet; their distances from Blue Hill being as stated in the records.

The prevailing direction of the wind and its daily movement are omitted from these tables, because they appear in the Hourly Values, pages 10 to 28. In the Annual Summary, page 8, the table of monthly means and totals is compiled from the preceding monthly sums and means. The figures for sunshine and precipitation, and the number of days with precipitation which are given as yearly means, are, strictly speaking, the monthly averages of these elements for the year. In the table of monthly extremes, the first three columns should be headed "Barometer Reduced to 32°, Sea Level and Standard Gravity," instead of "Pressure," etc., as printed.

Hourly Values from the Self-Recording Instruments. — The tabulation of all the sheets from these instruments has been done by Mr. Clayton, so that the personal equation introduced is nearly constant. The figures in the tables have been added by the arithmometer of Thomas de Colmar. The maximum values are indicated in the sums and means of the pressure and wind velocity, and in the annual summary of the wind direction, by heavy-faced type, and the minimum values by light-faced type. The ten-day means of pressure and wind velocity can be easily obtained from the ten-day sums by moving the decimal point.

The hours of prevalence of each wind, pages 10 to 13, need no special explanation. The anemoscope from which the data are derived gave a continuous record during the year except on Jan. 30, when the action of the vane was impeded by ice, and on thirty-two hours distributed through the year, when the direction of the wind was otherwise obtained. Only two hours of calm are given, but the record of the sensitive electrical anemometer shows that in reality there were no absolute calms of an hour's duration during the year.

The hourly wind movements, pages 16 to 28, are also continuous with the exception of the last four days of January, when both anemometers were stopped by ice. A few other breaks in the Draper record, besides the values for very low velocities, have been supplied by the records of the electrical anemometer. The two hours of calm, before mentioned, however, remain.

The hourly data for the atmospheric pressure, pages 30 to 42, are complete for each hour, the values for four scattered hours, missing from the Draper barograph sheets, having been interpolated. The figures given are the readings, corrected for temperature and instrumental error, the latter being ascertained several times daily, and the correction for each hour interpolated. For economy in printing the hourly values, twenty-nine inches is omitted, unless the pressure for the same hour of the preceding day is twenty-eight or thirty inches; and twenty-nine is to be supplied elsewhere when no whole inches are given. The double diurnal maxima and minima are indicated in the sums and means by heavy and light faced type.

These are among the most complete hourly values of wind velocity and atmospheric pressure which have been published for a few stations in the United States.

A. LAWRENCE ROTCH,

Blue Hill Meteorological Observatory.

MAY, 1887.

GENERAL RESULTS
OF THE
METEOROLOGICAL OBSERVATIONS
MADE AT THE
BLUE HILL METEOROLOGICAL OBSERVATORY,
IN THE
YEAR 1886.

JANUARY.

FEBRUARY.

| Day of Month. | Barom. Red. to 32°. Inches. | Air Temp. ° | Dew Point. ° | Relative Hum. Per cent | Max. Temp. ° | Min. Temp. ° | Range. ° | SUNSHINE. | | Cloud-iness.† | Rainfall. Inches. | Melted Snow. Inches. | Day of Month. | Barom. Red. to 32°. Inches. | Air Temp. ° | Dew Point. ° | Relative Hum. Per cent | Max. Temp. ° | Min. Temp. ° | Range. ° | SUNSHINE. | | Cloud-iness.† | Rainfall.* Inches. | Melted Snow.* Inches. | | | |
|--------------------------------------|-----------------------------|----------------------|--------------|------------------------|--------------|-------------------------------|----------|------------|-----------|---------------|-------------------|----------------------|---------------|--------------------------------------|-------------|----------------------|------------------------|--------------|--------------|-------------------------------|------------|-----------|---------------|--------------------|-----------------------|-------|------|--|
| | | | | | | | | H'rs. Min. | Per cent. | | | | | | | | | | | | H'rs. Min. | Per cent. | | | | | | |
| 1. | 29.314 | 38.0 | 31.9 | 77 | 46.0 | 31.9 | 14.1 | 8 | 0 | 0 | .05 | | 1. | 29.169 | 18.4 | 15.0 | 79 | 28.5 | 10.0 | 18.5 | 1 | 50 | 19 | 5 | | .02 | | |
| 2. | .681 | 35.5 | 31.8 | 84 | 45.0 | 29.0 | 16.0 | 8 | 30 | 96 | .02 | | 2. | .360 | 13.9 | 8.0 | 64 | 21.5 | 5.5 | 16.0 | 9 | 0 | 90 | 1 | | | | |
| 3. | .722 | 36.1 | 35.1 | 96 | 38.0 | 34.2 | 3.8 | 0 | 0 | 00 | Inap. | | 3. | .496 | 6.9 | 4.2 | 76 | 17.1 | 3.7 | 13.4 | 0 | 0 | 00 | 10 | | .02 | | |
| 4. | .393 | 43.8 | 43.5 | 99 | 48.3 | 35.2 | 13.1 | 0 | 0 | 00 | 10 | | 4. | .240 | -0.4 | -3.8 | 70 | 6.0 | -4.3 | 10.3 | 0 | 0 | 00 | 8 | | .08 | | |
| 5. | 28.864 | 45.2 | 44.1 | 96 | 50.7 | 37.2 | 13.5 | 0 | 0 | 00 | 10 | .76 | 5. | .500 | -5.2 | -10.8 | 58 | 0.2 | -9.8 | 10.0 | 9 | 05 | 91 | 3 | | | | |
| 6. | 28.797 | 26.3 | 22.1 | 72 | 38.9 | 16.0 | 22.9 | 6 | 50 | 76 | 1 | | 6. | .527 | 4.8 | 0.0 | 68 | 15.4 | -7.3 | 22.7 | 6 | 15 | 62 | 6 | | | | |
| 7. | 28.944 | 13.8 | 6.6 | 63 | 20.8 | 9.0 | 11.8 | 8 | 0 | 90 | 3 | | 7. | .372 | 19.8 | 15.3 | 79 | 27.3 | 8.3 | 19.0 | 2 | 30 | 25 | 8 | | | | |
| 8. | 29.164 | 15.1 | 6.4 | 62 | 25.3 | 3.5 | 21.8 | 8 | 20 | 93 | 5 | | 8. | .218 | 29.1 | 21.7 | 74 | 36.4 | 18.7 | 17.7 | 9 | 15 | 92 | 3 | | | | |
| 9. | 28.182 | 19.3 | 19.3 | 95 | 30.0 | 6.0 | 24.0 | 0 | 0 | 00 | 10 | .45 | 9. | .427 | 39.7 | 29.1 | 67 | 54.3 | 31.0 | 23.3 | 9 | 45 | 97 | 1 | | | | |
| 10. | 28.633 | 7.3 | 0.6 | 58 | 12.8 | 2.0 | 10.8 | 4 | 45 | 53 | 2 | | 10. | .843 | 33.7 | 32.9 | 94 | 35.9 | 27.5 | 8.4 | 0 | 0 | 00 | 10 | | | | |
| 11. | 29.187 | 4.6 | -1.6 | 57 | 11.0 | -1.7 | 12.7 | 3 | 5 | 34 | 3 | | 11. | .863 | 32.8 | 32.7 | 99 | 33.8 | 32.1 | 1.7 | 0 | 0 | 00 | 10 | .71 | | | |
| 12. | .597 | -6.5 | -10.2 | 54 | 1.1 | -15.0 | 16.1 | 8 | 50 | 97 | 0 | | 12. | .367 | 45.8 | 45.8 | 100 | 52.4 | 32.1 | 20.3 | 0 | 0 | 00 | 10 | 4.85 | | | |
| 13. | .856 | 6.2 | 0.9 | 53 | 14.0 | -6.9 | 20.9 | 6 | 30 | 71 | 1 | | 13. | 28.853 | 47.3 | 46.8 | 100 | 55.4 | 39.8 | 15.6 | 0 | 0 | 00 | 10 | .57 | | | |
| 14. | 30.020 | 12.2 | 2.2 | 52 | 20.0 | 2.2 | 17.8 | 8 | 45 | 96 | 0 | | 14. | 29.120 | 40.5 | 34.4 | 80 | 49.5 | 33.8 | 15.7 | 6 | 15 | 62 | 2 | Inap. | | | |
| 15. | 29.824 | 23.7 | 8.5 | 45 | 32.8 | 10.8 | 22.0 | 9 | 0 | 100 | 3 | | 15. | .182 | 46.0 | 40.4 | 76 | 54.8 | 35.5 | 19.3 | 5 | 20 | 53 | 6 | | | | |
| 16. | .470 | 25.4 | 22.8 | 86 | 31.7 | 14.0 | 17.7 | 0 | 45 | 08 | 10 | Inap. | 16. | .414 | 26.3 | 14.0 | 47 | 47.4 | 17.6 | 29.8 | 8 | 0 | 80 | 6 | | | | |
| 17. | .069 | 28.6 | 22.2 | 72 | 37.3 | 23.0 | 14.3 | 3 | 35 | 39 | 5 | | 17. | .541 | 18.6 | 9.2 | 62 | 25.1 | 13.0 | 12.1 | 7 | 25 | 73 | 3 | | | | |
| 18. | .428 | 22.0 | 7.3 | 46 | 27.0 | 17.9 | 9.1 | 6 | 30 | 71 | 6 | | 18. | .398 | 30.5 | 19.0 | 54 | 40.2 | 18.9 | 21.3 | 8 | 45 | 86 | 6 | | | | |
| 19. | .295 | 27.0 | 26.9 | 91 | 39.9 | 18.0 | 21.9 | 0 | 0 | 00 | 7 | .52 | 19. | .059 | 36.8 | 32.4 | 86 | 43.1 | 28.0 | 15.1 | 3 | 45 | 37 | 9 | .56 | | | |
| 20. | .639 | 25.4 | 16.9 | 57 | 31.0 | 20.0 | 11.0 | 8 | 30 | 93 | 1 | | 20. | 28.671 | 22.6 | 18.0 | 74 | 38.8 | 10.3 | 28.5 | 1 | 05 | 11 | 6 | | Inap. | | |
| 21. | .385 | 31.1 | 27.2 | 79 | 40.5 | 23.9 | 16.6 | 0 | 0 | 00 | 10 | .14 | 21. | 29.196 | 15.1 | 3.2 | 56 | 22.5 | 4.8 | 17.7 | 3 | 30 | 34 | 7 | | Inap. | | |
| 22. | .174 | 31.6 | 31.6 | 100 | 32.9 | 29.2 | 3.7 | 0 | 0 | 00 | 10 | | 22. | .346 | 21.2 | 16.9 | 77 | 28.4 | 14.1 | 14.3 | 8 | 0 | 78 | 2 | | | | |
| 23. | .471 | 16.3 | 8.5 | 44 | 33.1 | 3.1 | 30.0 | 8 | 0 | 88 | 2 | | 23. | .276 | 29.9 | 21.8 | 69 | 38.7 | 21.4 | 17.3 | 1 | 20 | 13 | 7 | | Inap. | | |
| 24. | .742 | 2.4 | 0.0 | 74 | 4.7 | -3.5 | 8.2 | 0 | 0 | 00 | 10 | .12* | 24. | .668 | 13.3 | -2.3 | 42 | 24.0 | 9.0 | 15.0 | 10 | 10 | 100 | 0 | | | | |
| 25. | .586 | 17.5 | 17.5 | 77 | 32.2 | 3.1 | 29.1 | 0 | 0 | 00 | 10 | .50* | 25. | .028 | 30.0 | 28.5 | 91 | 44.3 | 15.0 | 29.3 | 0 | 0 | 00 | 10 | .40 | .50 | | |
| 26. | .440 | 29.0 | 26.6 | 91 | 37.0 | 20.9 | 16.1 | 2 | 20 | 25 | 4 | .03* | 26. | 28.372 | 15.9 | 15.2 | 95 | 43.1 | 5.1 | 38.0 | 0 | 0 | 00 | 10 | .58 | | | |
| 27. | .450 | 27.3 | 26.0 | 94 | 32.7 | 23.5 | 9.2 | 0 | 0 | 00 | 10 | .05* | 27. | 28.746 | 5.2 | -4.7 | 47 | 9.7 | 0.2 | 9.5 | 5 | 30 | 54 | 6 | | | | |
| 28. | .062 | 31.2 | 31.2 | 100 | 33.2 | 25.9 | 7.3 | 0 | 0 | 00 | 10 | 1.36* | 28. | 28.950 | 11.4 | -3.0 | 54 | 21.6 | 5.0 | 16.6 | 10 | 30 | 100 | 0 | | | | |
| 29. | 28.733 | 29.5 | 29.5 | 99 | 31.9 | 27.4 | 4.5 | 0 | 0 | 00 | 10 | .28* | | | | | | | | | | | | | | | | |
| 30. | 28.702 | 30.4 | 30.4 | 93 | 32.7 | 27.2 | 5.5 | 0 | 40 | 07 | 10 | .61* | | | | | | | | | | | | | | | | |
| 31. | 29.034 | 22.3 | 20.6 | 81 | 31.9 | 15.0 | 16.9 | 7 | 20 | 79 | 7 | | | | | | | | | | | | | | | | | |
| Sums. | | | | | | | | 118 | 15 | | | 3.83 | 1.34 | Sums. | | | | | | | | | | | | | | |
| Means. | 29.286 | 23.1 | 18.9 | 76.3 | 30.5 | 15.5 | 15.0 | 3 | 48 | 42 | 6.0 | | | Means. | 29.257 | 23.2 | 17.6 | 72.8 | 32.7 | 15.0 | 17.7 | 4 | 47 | 45 | 5.9 | 7.67 | 0.62 | |
| Red. to Sea Level and Stan. Gravity. | 30.018 | Mean (Max. and Min.) | | | 23.0 | Total Precipitation | | | | | 5.17 | | | Red. to Sea Level and Stan. Gravity. | 29.990 | Mean (Max. and Min.) | | | 23.8 | Total Precipitation | | | | | 8.29 | | | |

* Proportioned by means of Boston Signal Service record.
 † Obtained from tri-daily eye observations.

* The daily amounts are proportioned by means of the Boston record.
 † Obtained from tri-daily eye observations.

MARCH.

APRIL.

| Day of Month. | Barom. Red. to 32°. Inches. | Air Temp. ° | Dew Point. ° | Relative Hum. Per cent | Max. Temp. ° | Min. Temp. ° | Range. ° | SUNSHINE. | | Cloud-iness.† 0-10 | Rainfall. Inches. | Melted Snow. Inches. | Day of Month. | Barom. Red. to 32°. Inches. | Air Temp. ° | Dew Point. ° | Relative Hum. Per cent | Max. Temp. ° | Min. Temp. ° | Range. ° | SUNSHINE. | | Cloud-iness. 0-10 | Rainfall. Inches. | Melted Snow. Inches. | | |
|--------------------------------------|-----------------------------|------------------------|--------------|------------------------|--------------|--------------|-------------------------------|------------|-----------|--------------------|-------------------|----------------------|---------------|--------------------------------------|-------------|------------------------|------------------------|--------------|--------------|----------|-------------------------------|-----------|-------------------|-------------------|----------------------|------|--|
| | | | | | | | | H'rs. Min. | Per cent. | | | | | | | | | | | | H'rs. Min. | Per cent. | | | | | |
| 1. | 28.960 | 1.3 | -7.2 | 64 | 9.0 | -3.0 | 12.0 | 10 | 0 | 88 | 3 | .01 | 1. | 29.124 | 43.8 | 35.8 | 74 | 58.0 | 37.0 | 21.0 | 0 | 0 | 00 | 10 | .06 | | |
| 2. | 28.716 | 11.1 | 4.7 | 67 | 19.0 | -3.0 | 22.0 | 2 | 10 | 20 | 8 | | 2. | .278 | 40.8 | 25.7 | 60 | 56.4 | 32.9 | 23.5 | 11 | 30 | 90 | 1 | | | |
| 3. | 28.976 | 21.2 | 11.3 | 68 | 29.1 | 12.2 | 16.9 | 1 | 10 | 10 | 8 | | 3. | .425 | 30.0 | 27.8 | 83 | 35.6 | 28.4 | 7.2 | 1 | 2 | 00 | 10 | .14 | | |
| 4. | 29.118 | 28.5 | 20.1 | 70 | 37.8 | 13.7 | 24.1 | 10 | 15 | 90 | 0 | | 4. | .506 | 28.0 | 20.7 | 73 | 32.8 | 24.4 | 8.4 | 0 | 0 | 00 | 10 | Inap. | | |
| 5. | .091 | 27.3 | 18.6 | 71 | 37.0 | 21.5 | 15.5 | 7 | 30 | 66 | 7 | | 5. | .549 | 32.5 | 25.2 | 74 | 37.1 | 26.3 | 10.8 | 0 | 0 | 00 | 10 | Inap. | | |
| 6. | .099 | 27.3 | 13.1 | 61 | 30.7 | 20.8 | 9.9 | 10 | 40 | 94 | 0 | | 6. | .056 | 35.3 | 35.3 | 100 | 44.5 | 32.2 | 12.3 | 0 | 0 | 00 | 10 | .06 | | |
| 7. | .225 | 23.4 | 16.7 | 55 | 31.5 | 16.2 | 15.3 | 10 | 40 | 94 | 2 | | 7. | .105 | 34.9 | 34.6 | 98 | 43.5 | 31.4 | 12.1 | 0 | 0 | 00 | 10 | 1.72 | | |
| 8. | .135 | 30.4 | 23.3 | 77 | 38.8 | 20.4 | 18.4 | 0 | 15 | 02 | 9 | .02 | 8. | .319 | 32.7 | 27.7 | 82 | 38.0 | 28.5 | 9.5 | 0 | 15 | 02 | 10 | .02 | | |
| 9. | .120 | 21.6 | 18.2 | 78 | 30.8 | 14.8 | 16.0 | 2 | 30 | 22 | 8 | .01 | 9. | .437 | 45.4 | 22.0 | 47 | 61.9 | 26.5 | 35.4 | 11 | 50 | 92 | 1 | Inap. | | |
| 10. | .238 | 23.1 | 14.6 | 54 | 33.0 | 12.3 | 20.7 | 9 | 30 | 83 | 3 | | 10. | .461 | 47.9 | 28.2 | 49 | 64.3 | 37.0 | 27.3 | 7 | 0 | 54 | 4 | | | |
| 11. | .222 | 31.1 | 15.8 | 49 | 43.5 | 18.4 | 25.1 | 10 | 10 | 89 | 3 | | 11. | .850 | 34.9 | 23.5 | 66 | 42.0 | 30.5 | 11.5 | 11 | 30 | 89 | 1 | | | |
| 12. | 28.858 | 35.5 | 26.7 | 71 | 42.5 | 29.4 | 13.1 | 0 | 0 | 00 | 9 | .02 | 12. | .747 | 46.7 | 42.2 | 82 | 58.0 | 30.7 | 27.3 | 3 | 0 | 23 | 8 | | | |
| 13. | 28.628 | 33.9 | 33.8 | 98 | 39.9 | 32.0 | 7.9 | 0 | 0 | 00 | 10 | .28 | 13. | .510 | 53.5 | 50.5 | 88 | 60.1 | 47.1 | 13.0 | 0 | 2 | 00 | 10 | .03 | | |
| 14. | 29.149 | 31.5 | 20.2 | 60 | 39.9 | 22.5 | 17.4 | 8 | 45 | 77 | 7 | | 14. | .581 | 48.9 | 40.2 | 74 | 57.2 | 44.7 | 12.5 | 7 | 15 | 56 | 4 | | | |
| 15. | .349 | 34.6 | 26.6 | 70 | 42.8 | 29.3 | 13.5 | 6 | 0 | 52 | 4 | | 15. | .676 | 50.1 | 39.5 | 69 | 67.0 | 36.5 | 30.5 | 5 | 10 | 40 | 6 | | | |
| 16. | .212 | 35.9 | 28.4 | 73 | 49.0 | 29.0 | 20.0 | 2 | 30 | 20 | 10 | .08 | 16. | .845 | 38.9 | 36.3 | 88 | 45.9 | 35.3 | 10.6 | 5 | 30 | 43 | 6 | | | |
| 17. | .517 | 29.4 | 20.4 | 68 | 36.7 | 24.6 | 12.1 | 11 | 15 | 98 | 1 | | 17. | .814 | 47.0 | 38.0 | 74 | 64.2 | 36.5 | 25.7 | 7 | 50 | 62 | 4 | | | |
| 18. | .458 | 36.7 | 21.1 | 53 | 49.0 | 25.5 | 23.5 | 9 | 40 | 84 | 7 | | 18. | .666 | 55.8 | 34.0 | 47 | 72.5 | 40.3 | 32.2 | 11 | 50 | 93 | 1 | | | |
| 19. | .398 | 29.4 | 24.4 | 73 | 36.1 | 25.1 | 11.0 | 5 | 30 | 49 | 7 | .20 | 19. | .557 | 61.9 | 45.3 | 57 | 72.3 | 49.1 | 23.2 | 12 | 30 | 97 | 0 | | | |
| 20. | .191 | 32.8 | 32.8 | 100 | 34.6 | 27.3 | 7.3 | 0 | 0 | 00 | 10 | .32 | 20. | .573 | 47.7 | 42.0 | 79 | 56.8 | 44.5 | 12.3 | 2 | 5 | 16 | 8 | | | |
| 21. | 28.721 | 32.8 | 32.8 | 100 | 37.5 | 28.8 | 8.7 | 0 | 0 | 00 | 10 | 1.18 | 21. | .389 | 58.8 | 44.5 | 60 | 73.9 | 44.3 | 29.6 | 11 | 0 | 85 | 2 | | | |
| 22. | 28.622 | 34.3 | 29.1 | 85 | 44.6 | 28.6 | 16.0 | 1 | 45 | 15 | 10 | Inap. | 22. | .353 | 54.9 | 43.8 | 64 | 62.0 | 50.7 | 11.3 | 10 | 20 | 80 | 2 | | | |
| 23. | 28.778 | 30.0 | 21.5 | 66 | 37.3 | 23.4 | 13.9 | 1 | 30 | 14 | 9 | .02 | 23. | .139 | 63.5 | 49.0 | 56 | 78.9 | 45.8 | 33.1 | 12 | 0 | 93 | 1 | | | |
| 24. | 29.169 | 26.0 | 14.4 | 55 | 34.2 | 19.0 | 15.2 | 9 | 45 | 85 | 4 | | 24. | .154 | 56.2 | 46.2 | 69 | 69.6 | 47.7 | 21.9 | 1 | 0 | 08 | 9 | .06 | | |
| 25. | .272 | 36.1 | 25.7 | 60 | 42.2 | 23.8 | 18.4 | 0 | 50 | 07 | 9 | Inap. | 25. | .363 | 48.5 | 37.2 | 57 | 53.5 | 40.8 | 12.7 | 9 | 35 | 74 | 3 | | | |
| 26. | .268 | 43.3 | 19.5 | 34 | 51.5 | 37.4 | 14.1 | 5 | 40 | 50 | 8 | | 26. | .223 | 54.0 | 31.2 | 46 | 68.2 | 41.7 | 26.5 | 10 | 50 | 84 | 2 | | | |
| 27. | .498 | 37.8 | 30.6 | 68 | 47.1 | 31.3 | 15.8 | 0 | 0 | 00 | 10 | .28 | 27. | .271 | 45.7 | 32.8 | 60 | 53.7 | 40.8 | 12.9 | 7 | 5 | 54 | 4 | .02 | | |
| 28. | .650 | 33.5 | 32.0 | 88 | 38.6 | 30.5 | 8.1 | 2 | 5 | 18 | 6 | .02 | 28. | .196 | 45.4 | 41.5 | 84 | 51.5 | 39.3 | 12.2 | 2 | 40 | 21 | 8 | .05 | | |
| 29. | .710 | 35.5 | 31.1 | 85 | 42.6 | 28.0 | 14.6 | 4 | 0 | 35 | 8 | .12 | 29. | .284 | 45.6 | 33.0 | 61 | 51.7 | 41.9 | 9.8 | 7 | 20 | 57 | 4 | | | |
| 30. | .372 | 39.0 | 39.0 | 100 | 41.8 | 34.8 | 7.0 | 0 | 0 | 00 | 10 | .38 | 30. | .316 | 43.4 | 35.8 | 75 | 48.1 | 39.6 | 8.5 | 8 | 10 | 64 | 4 | | | |
| 31. | .272 | 55.7 | 54.1 | 95 | 59.0 | 41.2 | 17.8 | 0 | 0 | 00 | 10 | .11 | | | | | | | | | | | | | | | |
| Sums. | | | | | | | | 144 | 05 | | | .52 | Sums. | | | | | | | | | | | | .14 | | |
| Means. | 29.161 | 30.6 | 23.0 | 71.5 | 38.3 | 23.1 | 15.2 | 4 | 40 | 41 | 6.8 | | Means. | 29.426 | 45.8 | 35.5 | 70.0 | 56.0 | 37.7 | 18.3 | 5 | 55 | 46 | 5.4 | 2.02 | | |
| Red. to Sea Level and Stan. Gravity. | 29.879 | Mean (Max. and Min.) . | | | 30.7 | | Total Precipitation | | | | | 3.05 | | Red. to Sea Level and Stan. Gravity. | 30.126 | Mean (Max. and Min.) . | | | 46.8 | | Total Precipitation | | | | | 2.16 | |

† Obtained from tri-daily eye observations.

DAYS ON WHICH WESTERN MOUNTAINS WERE VISIBLE.

NOBSCOT (distant 20 miles). — 1, 2, 3, 4, 5, 6, 7, 9, 10, 11, 14, 16, 17, 18, 21, 23, 25, 26.
 WACHUSETT (distant 44 miles). — 1, 2, 3, 4, 5, 6, 7, 9, 10, 11, 16, 17, 18, 22, 23, 25, 26.
 MONADNOCK (distant 68 miles). — 1, 2, 3, 4, 5, 6, 7, 10, 16, 18, 22, 23, 25, 26.

DAYS ON WHICH WESTERN MOUNTAINS WERE VISIBLE.

NOBSCOT (distant 20 miles). — 1, 2, 3, 4, 8, 9, 10, 11, 12, 13, 14, 17, 18, 19, 22, 23, 24, 25, 26, 27, 28, 30.
 WACHUSETT (distant 44 miles). — 1, 2, 3, 4, 8, 9, 10, 11, 12, 23, 24, 25, 26, 27, 28, 30.
 MONADNOCK (distant 68 miles). — 9, 10, 11, 26.

MAY.

JUNE.

| Day of Month. | Barom. Red. to 32°. Inches. | Air Temp. ° | Dew Point. ° | Relative Hum. Per cent | Max. Temp. ° | Min. Temp. ° | Range. ° | SUNSHINE. | | Cloud-iness. 0-10 | Rainfall. Inches. | Melted Snow. Inches. | Day of Month. | Barom. Red. to 32°. Inches. | Air Temp. ° | Dew Point. ° | Relative Hum. Per cent | Max. Temp. ° | Min. Temp. ° | Range. ° | SUNSHINE. | | Cloud-iness. 0-10 | Rainfall. Inches. | Melted Snow. Inches. | |
|--------------------------------------|-----------------------------|------------------------|--------------|------------------------|--------------|-------------------------------|----------|------------|-----------|-------------------|-------------------|----------------------|--------------------------------------|-----------------------------|------------------------|--------------|------------------------|--------------|-------------------------------|----------|------------|-----------|-------------------|-------------------|----------------------|----|
| | | | | | | | | H'rs. Min. | Per cent. | | | | | | | | | | | | H'rs. Min. | Per cent. | | | | |
| 1. | 29.254 | 46.5 | 33.0 | 62 | 58.9 | 38.4 | 20.5 | 13 | 0 | 96 | 5 | | 1. | 29.423 | 59.3 | 44.2 | 60 | 71.8 | 52.8 | 19.0 | 12 | 20 | 84 | 2 | | |
| 2. | .260 | 40.7 | 35.3 | 82 | 43.8 | 37.6 | 6.2 | 12 | 15 | 90 | 1 | | 2. | .335 | 62.8 | 54.1 | 74 | 71.0 | 52.1 | 18.9 | 5 | 10 | 35 | 7 | | |
| 3. | .357 | 50.2 | 34.7 | 56 | 66.4 | 34.5 | 31.9 | 10 | 45 | 79 | 2 | | 3. | .183 | 58.8 | 52.2 | 77 | 64.5 | 53.7 | 10.8 | 0 | 10 | 01 | 10 | .61 | |
| 4. | .263 | 56.4 | 41.8 | 60 | 74.2 | 43.2 | 31.0 | 8 | 20 | 62 | 4 | Inap. | 4. | .397 | 58.0 | 43.4 | 60 | 69.3 | 47.5 | 21.8 | 11 | 0 | 75 | 3 | | |
| 5. | .123 | 59.1 | 49.8 | 74 | 76.6 | 47.2 | 29.4 | 4 | 0 | 28 | 7 | .45 | 5. | .387 | 59.0 | 45.0 | 61 | 71.5 | 49.6 | 21.9 | 12 | 50 | 87 | 1 | | |
| 6. | .224 | 55.6 | 40.7 | 60 | 66.8 | 45.8 | 21.0 | 6 | 15 | 46 | 5 | | 6. | .427 | 63.2 | 51.6 | 66 | 77.2 | 48.3 | 28.9 | 7 | 40 | 52 | 5 | | |
| 7. | .280 | 58.9 | 45.7 | 59 | 71.2 | 47.3 | 23.9 | 9 | 45 | 72 | 3 | | 7. | .391 | 59.9 | 49.5 | 72 | 65.7 | 54.2 | 11.5 | 0 | 0 | 00 | 10 | | |
| 8. | .047 | 46.3 | 46.3 | 100 | 52.8 | 44.8 | 8.0 | 0 | 0 | 00 | 10 | 1.48 | 8. | .333 | 62.2 | 42.6 | 52 | 72.5 | 52.7 | 19.8 | 14 | 15 | 97 | 0 | | |
| 9. | .096 | 53.1 | 39.5 | 61 | 65.2 | 43.6 | 21.6 | 10 | 30 | 77 | 2 | .12 | 9. | .240 | 64.0 | 50.7 | 67 | 75.3 | 53.7 | 21.6 | 10 | 0 | 70 | 3 | .01 | |
| 10. | .369 | 52.7 | 41.2 | 69 | 65.7 | 45.3 | 20.4 | 8 | 45 | 65 | 4 | .20 | 10. | .010 | 66.0 | 55.5 | 73 | 81.2 | 51.7 | 29.5 | 8 | 20 | 56 | 4 | .31 | |
| 11. | .345 | 43.0 | 41.7 | 95 | 46.1 | 41.4 | 4.7 | 0 | 0 | 00 | 10 | .24 | 11. | .213 | 64.0 | 55.4 | 73 | 72.2 | 57.0 | 15.2 | 10 | 0 | 68 | 3 | | |
| 12. | .307 | 43.5 | 41.0 | 92 | 51.0 | 39.5 | 11.5 | 1 | 15 | 09 | 9 | Inap. | 12. | .442 | 53.5 | 48.5 | 81 | 62.4 | 51.9 | 10.5 | 8 | 30 | 58 | 4 | | |
| 13. | .269 | 42.0 | 42.0 | 98 | 44.8 | 39.4 | 5.4 | 0 | 0 | 00 | 10 | | 13. | .421 | 52.1 | 50.3 | 96 | 54.3 | 49.5 | 4.8 | 0 | 0 | 00 | 10 | .24 | |
| 14. | .353 | 46.0 | 41.9 | 87 | 55.1 | 41.2 | 13.9 | 6 | 30 | 48 | 5 | | 14. | .370 | 53.1 | 49.8 | 87 | 56.0 | 49.1 | 6.9 | 0 | 0 | 00 | 10 | .07 | |
| 15. | .255 | 50.5 | 45.5 | 84 | 61.0 | 40.4 | 20.6 | 5 | 10 | 38 | 6 | .01 | 15. | .318 | 58.1 | 56.1 | 91 | 64.1 | 51.8 | 12.3 | 0 | 0 | 00 | 10 | .01 | |
| 16. | .153 | 56.0 | 50.0 | 82 | 66.1 | 48.3 | 17.8 | 3 | 20 | 25 | 7 | .74 | 16. | .144 | 67.0 | 61.5 | 82 | 78.3 | 55.7 | 22.6 | 7 | 15 | 50 | 5 | | |
| 17. | .474 | 52.2 | 34.3 | 52 | 58.9 | 40.8 | 18.1 | 12 | 0 | 88 | 1 | | 17. | 28.876 | 67.8 | 65.4 | 92 | 74.0 | 62.7 | 11.3 | 0 | 5 | 01 | 10 | .01 | |
| 18. | .610 | 54.1 | 38.2 | 56 | 64.1 | 45.8 | 18.3 | 8 | 15 | 61 | 4 | | 18. | 29.103 | 60.2 | 42.5 | 55 | 68.7 | 53.8 | 14.9 | 5 | 20 | 36 | 6 | | |
| 19. | .491 | 53.4 | 47.5 | 79 | 62.8 | 47.9 | 14.9 | 4 | 30 | 33 | 7 | | 19. | .433 | 56.2 | 41.8 | 59 | 63.3 | 48.4 | 14.9 | 7 | 20 | 50 | 5 | | |
| 20. | .218 | 60.9 | 55.0 | 75 | 71.8 | 46.9 | 24.9 | 8 | 0 | 59 | 4 | .04 | 20. | .526 | 63.5 | 47.5 | 58 | 75.3 | 50.2 | 25.1 | 14 | 25 | 98 | 0 | | |
| 21. | .232 | 61.7 | 36.4 | 40 | 69.8 | 50.8 | 19.0 | 14 | 20 | 100 | 0 | | 21. | .560 | 67.0 | 49.0 | 59 | 80.9 | 56.0 | 24.9 | 14 | 20 | 98 | 0 | | |
| 22. | .154 | 64.0 | 54.2 | 63 | 74.8 | 51.4 | 23.4 | 3 | 30 | 25 | 8 | Inap. | 22. | .409 | 64.8 | 53.2 | 70 | 75.0 | 55.8 | 19.2 | 0 | 10 | 01 | 10 | | |
| 23. | .103 | 68.6 | 49.8 | 53 | 80.6 | 57.7 | 22.9 | 12 | 10 | 90 | 1 | | 23. | .267 | 59.8 | 57.4 | 92 | 69.0 | 55.0 | 14.0 | 0 | 0 | 00 | 10 | | |
| 24. | .036 | 60.8 | 48.0 | 65 | 68.7 | 56.8 | 11.9 | 0 | 0 | 00 | 10 | Inap. | 24. | .262 | 56.7 | 56.7 | 100 | 57.9 | 55.4 | 3.5 | 0 | 0 | 00 | 10 | .05 | |
| 25. | 28.847 | 50.2 | 44.5 | 79 | 57.5 | 44.8 | 12.7 | 0 | 0 | 00 | 10 | .28 | 25. | .180 | 60.0 | 60.0 | 98 | 65.0 | 56.4 | 8.6 | 0 | 0 | 00 | 10 | .15 | |
| 26. | 28.966 | 47.6 | 33.8 | 59 | 53.3 | 40.8 | 12.5 | 6 | 10 | 45 | 6 | .01 | 26. | .017 | 65.5 | 57.1 | 78 | 75.0 | 58.0 | 17.0 | 10 | 50 | 74 | 3 | .02 | |
| 27. | 28.989 | 50.8 | 42.7 | 70 | 64.7 | 45.8 | 18.9 | 5 | 10 | 38 | 6 | .01 | 27. | .129 | 62.6 | 52.7 | 73 | 74.9 | 54.8 | 20.1 | 8 | 40 | 59 | 4 | | |
| 28. | 29.106 | 55.9 | 42.4 | 60 | 67.1 | 47.8 | 19.3 | 12 | 20 | 91 | 1 | | 28. | .312 | 58.3 | 53.9 | 85 | 67.0 | 53.2 | 13.8 | 5 | 20 | 36 | 6 | | |
| 29. | .220 | 63.2 | 45.0 | 53 | 73.1 | 49.9 | 23.2 | 13 | 30 | 98 | 0 | | 29. | .225 | 67.3 | 50.5 | 54 | 77.9 | 54.0 | 23.9 | 13 | 45 | 94 | 1 | | |
| 30. | .133 | 68.5 | 51.5 | 60 | 81.7 | 55.4 | 26.3 | 10 | 30 | 77 | 2 | Inap. | 30. | .445 | 63.5 | 51.4 | 50 | 70.9 | 54.7 | 16.2 | 14 | 45 | 100 | 0 | | |
| 31. | .254 | 60.1 | 49.7 | 66 | 67.8 | 55.4 | 12.4 | 9 | 30 | 70 | 3 | .35 | | | | | | | | | | | | | | |
| Sums. | | | | | | | | 219 | 45 | | | 3.94 | .00 | | | | | | | | | | | | | |
| Means. | 29.219 | 54.0 | 43.3 | 69.4 | 64.0 | 45.7 | 18.3 | 7 | 5 | 52 | 4.9 | | | 29.293 | 61.1 | 51.4 | 73.2 | 70.1 | 53.3 | 16.8 | 6 | 45 | 46 | 5.4 | 1.52 | 00 |
| Red. to Sea Level and Stan. Gravity. | 29.896 | Mean (Max. and Min.) . | | 54.8 | | Total Precipitation | | | | | 3.94 | | Red. to Sea Level and Stan. Gravity. | 29.966 | Mean (Max. and Min.) . | | 61.7 | | Total Precipitation | | | | | 1.52 | | |

DAYS ON WHICH WESTERN MOUNTAINS WERE VISIBLE.

NOBSCOT (distant 20 miles). — 1, 2, 3, 4, 5, 6, 7, 9, 10, 14, 15, 16, 17, 18, 20, 21, 22, 26, 27, 28, 29, 30.
 WACHUSETT (distant 44 miles). — 6, 7, 9, 10, 14, 15, 16, 17, 18, 21, 26.
 MONADNOCK (distant 68 miles). — 6, 7, 9, 15, 16, 17, 18, 21, 26.

DAYS ON WHICH WESTERN MOUNTAINS WERE VISIBLE.

NOBSCOT (distant 20 miles). — 1, 2, 3, 5, 6, 7, 8, 9, 10, 11, 12, 15, 16, 17, 18, 19, 20, 21, 23, 26, 27, 28, 29, 30.
 WACHUSETT (distant 44 miles). — 3, 5, 9, 10, 16, 18, 19, 20, 21, 22, 26, 27, 28, 29, 30.
 MONADNOCK (distant 68 miles). — 18, 19, 20, 27, 28, 29, 30.

JULY.

AUGUST.

| Day of Month. | Barom. Red. to 32°. | Air Temp. ° | Dew Point. ° | Relative Hum. Per cent | Max. Temp. ° | Min. Temp. ° | Range. ° | SUNSHINE. | | Cloud-iness. 0-10 | Rainfall. Inches. | Melted Snow. | Day of Month. | Barom. Red. to 32°. | Air Temp. ° | Dew Point. ° | Relative Hum. Per cent | Max. Temp. ° | Min. Temp. ° | Range. ° | SUNSHINE. | | Cloud-iness. 0-10 | Rainfall. Inches. | Melted Snow. | | |
|--------------------------------------|---------------------|------------------------|--------------|------------------------|--------------|--------------|-------------------------------|------------|-----------|-------------------|-------------------|--------------|---------------|--------------------------------------|-------------|------------------------|------------------------|--------------|--------------|----------|-------------------------------|-----------|-------------------|-------------------|--------------|------|--|
| | | | | | | | | H'rs. Min. | Per cent. | | | | | | | | | | | | H'rs. Min. | Per cent. | | | | | |
| 1. | 29.516 | 66.5 | 47.0 | 52 | 78.0 | 56.4 | 21.6 | 14 | 20 | 100 | 0 | | 1. | 29.173 | 69.5 | 64.5 | 85 | 80.8 | 61.0 | 19.8 | 8 | 30 | 60 | 4 | | | |
| 2. | .410 | 67.2 | 55.9 | 61 | 79.8 | 56.0 | 23.8 | 3 | 0 | 21 | 8 | | 2. | 28.875 | 69.0 | 56.6 | 69 | 79.8 | 61.3 | 18.5 | 8 | 35 | 62 | 4 | .33 | | |
| 3. | .349 | 74.7 | 61.5 | 64 | 87.0 | 61.2 | 25.8 | 12 | 45 | 92 | 0 | | 3. | 29.018 | 56.5 | 47.4 | 73 | 62.5 | 51.0 | 11.5 | 8 | 0 | 60 | 4 | | | |
| 4. | .461 | 70.4 | 59.1 | 72 | 87.0 | 58.2 | 28.8 | 11 | 0 | 79 | 2 | | 4. | .258 | 63.7 | 48.3 | 62 | 74.1 | 53.1 | 21.0 | 10 | 20 | 77 | 2 | | | |
| 5. | .476 | 69.8 | 62.1 | 76 | 82.4 | 61.3 | 21.1 | 11 | 10 | 81 | 2 | | 5. | .353 | 62.9 | 51.0 | 68 | 75.0 | 54.0 | 21.0 | 11 | 50 | 89 | 1 | .07 | | |
| 6. | .341 | 77.1 | 62.6 | 65 | 91.0 | 65.8 | 25.2 | 8 | 10 | 58 | 4 | | 6. | .353 | 63.7 | 58.7 | 83 | 73.6 | 56.1 | 17.5 | 4 | 30 | 34 | 7 | .39 | | |
| 7. | .126 | 80.2 | 65.1 | 61 | 90.5 | 69.4 | 21.1 | 7 | 15 | 52 | 5 | | 7. | .333 | 60.0 | 59.5 | 96 | 67.6 | 57.2 | 10.4 | 1 | 10 | 09 | 9 | .52 | | |
| 8. | .305 | 73.4 | 56.4 | 58 | 83.1 | 62.9 | 20.2 | 11 | 20 | 81 | 2 | | 8. | .441 | 64.4 | 56.7 | 79 | 75.3 | 54.6 | 20.7 | 8 | 15 | 62 | 4 | .65 | | |
| 9. | .375 | 65.2 | 51.3 | 66 | 74.1 | 58.8 | 15.3 | 10 | 30 | 77 | 2 | | 9. | .606 | 70.2 | 60.2 | 73 | 82.3 | 60.8 | 21.5 | 10 | 15 | 77 | 2 | | | |
| 10. | .212 | 59.6 | 57.9 | 93 | 69.6 | 58.2 | 11.4 | 0 | 10 | 01 | 10 | Inap. | 10. | .451 | 69.1 | 58.0 | 70 | 81.6 | 60.8 | 20.8 | 12 | 20 | 92 | 1 | | | |
| 11. | .133 | 66.9 | 53.3 | 65 | 80.0 | 58.2 | 21.8 | 11 | 20 | 81 | 2 | | 11. | .133 | 71.5 | 64.9 | 80 | 83.2 | 61.9 | 21.3 | 5 | 0 | 38 | 6 | | | |
| 12. | .238 | 62.1 | 45.1 | 60 | 75.2 | 50.0 | 25.2 | 13 | 0 | 94 | 1 | | 12. | .141 | 73.5 | 61.9 | 68 | 81.5 | 61.2 | 20.3 | 6 | 5 | 46 | 5 | .42 | | |
| 13. | .338 | 65.7 | 51.5 | 66 | 80.5 | 54.7 | 25.8 | 13 | 30 | 97 | 0 | | 13. | .268 | 70.9 | 58.9 | 65 | 79.2 | 65.0 | 14.2 | 12 | 15 | 92 | 1 | | | |
| 14. | .373 | 62.7 | 60.1 | 88 | 70.3 | 59.7 | 10.6 | 1 | 0 | 07 | 9 | Inap. | 14. | .049 | 69.8 | 61.8 | 76 | 79.6 | 63.7 | 15.9 | 3 | 40 | 28 | 7 | .03 | | |
| 15. | .263 | 70.0 | 66.6 | 89 | 77.5 | 60.6 | 16.9 | 2 | 0 | 14 | 9 | 1.11 | 15. | .316 | 63.5 | 42.2 | 48 | 71.1 | 53.9 | 17.2 | 13 | 15 | 100 | 0 | | | |
| 16. | .255 | 69.1 | 67.6 | 93 | 75.0 | 66.7 | 8.3 | 0 | 0 | 00 | 10 | .34 | 16. | .227 | 65.0 | 52.5 | 67 | 74.1 | 59.6 | 14.5 | 4 | 10 | 31 | 7 | .32 | | |
| 17. | .251 | 71.5 | 67.1 | 82 | 82.4 | 66.0 | 16.4 | 8 | 15 | 60 | 4 | .28 | 17. | .207 | 58.5 | 55.7 | 90 | 68.0 | 55.3 | 12.7 | 3 | 02 | 22 | 8 | .11 | | |
| 18. | .234 | 68.4 | 63.2 | 84 | 77.6 | 63.0 | 14.6 | 4 | 35 | 33 | 7 | | 18. | .465 | 58.4 | 53.3 | 80 | 67.8 | 53.8 | 14.0 | 12 | 50 | 96 | 1 | | | |
| 19. | .095 | 67.2 | 57.8 | 73 | 75.7 | 60.1 | 15.6 | 12 | 25 | 90 | 1 | .02 | 19. | .570 | 62.1 | 53.6 | 73 | 72.0 | 54.2 | 17.8 | 7 | 50 | 59 | 4 | | | |
| 20. | .067 | 65.9 | 56.7 | 70 | 74.9 | 56.8 | 18.1 | 9 | 10 | 66 | 3 | | 20. | .659 | 62.7 | 48.3 | 61 | 73.0 | 55.6 | 17.4 | 12 | 40 | 95 | 0 | | | |
| 21. | .135 | 64.8 | 59.1 | 78 | 73.1 | 58.6 | 14.5 | 1 | 35 | 12 | 9 | | 21. | .567 | 61.4 | 50.8 | 61 | 73.1 | 53.3 | 19.8 | 11 | 40 | 88 | 1 | | | |
| 22. | .179 | 68.7 | 48.6 | 57 | 78.6 | 57.6 | 21.0 | 13 | 10 | 95 | 1 | | 22. | .317 | 55.3 | 45.5 | 68 | 64.0 | 50.5 | 13.5 | 12 | 45 | 96 | 0 | | | |
| 23. | .369 | 65.7 | 49.2 | 57 | 77.3 | 55.6 | 21.7 | 10 | 50 | 78 | 2 | | 23. | .249 | 66.2 | 52.7 | 64 | 80.4 | 50.6 | 29.8 | 13 | 0 | 98 | 0 | | | |
| 24. | .404 | 66.4 | 50.7 | 58 | 76.0 | 58.1 | 17.9 | 13 | 20 | 97 | 1 | | 24. | .320 | 70.0 | 62.3 | 78 | 81.3 | 57.8 | 23.5 | 11 | 10 | 84 | 2 | | | |
| 25. | .328 | 65.8 | 59.6 | 80 | 75.1 | 58.8 | 16.3 | 2 | 5 | 15 | 8 | | 25. | .350 | 58.8 | 57.0 | 93 | 66.9 | 55.0 | 11.9 | 2 | 15 | 17 | 8 | .02 | | |
| 26. | .199 | 69.9 | 66.1 | 85 | 75.8 | 61.2 | 14.6 | 0 | 20 | 02 | 10 | Inap. | 26. | .269 | 68.4 | 58.7 | 73 | 80.9 | 53.4 | 27.5 | 11 | 20 | 85 | 2 | | | |
| 27. | .071 | 68.4 | 67.3 | 93 | 74.0 | 66.0 | 8.0 | 0 | 50 | 06 | 9 | .13 | 27. | .253 | 75.0 | 61.8 | 68 | 87.0 | 53.5 | 33.5 | 9 | 10 | 69 | 3 | | | |
| 28. | .148 | 70.4 | 61.4 | 73 | 81.2 | 63.0 | 17.6 | 12 | 20 | 90 | 1 | | 28. | .209 | 75.8 | 65.5 | 70 | 88.1 | 66.0 | 22.1 | 8 | 15 | 62 | 4 | | | |
| 29. | .190 | 73.8 | 62.1 | 73 | 86.2 | 63.5 | 22.7 | 9 | 45 | 71 | 3 | .19 | 29. | .255 | 64.2 | 60.2 | 86 | 71.5 | 59.2 | 12.3 | 7 | 56 | 56 | 4 | | | |
| 30. | .206 | 73.6 | 69.4 | 88 | 82.1 | 65.0 | 17.1 | 4 | 15 | 31 | 7 | .11 | 30. | .202 | 65.0 | 65.0 | 100 | 69.4 | 59.3 | 10.1 | 0 | 0 | 00 | 10 | .11 | | |
| 31. | .274 | 68.8 | 64.8 | 85 | 77.6 | 63.3 | 14.3 | 3 | 20 | 24 | 8 | .08 | 31. | .094 | 64.4 | 63.3 | 96 | 78.6 | 57.8 | 20.8 | 1 | 30 | 11 | 9 | .98 | | |
| Sums. | | | | | | | | 236 | 55 | | | 2.26 | 00 | | | | | | | | 253 | 31 | | | 3.95 | 00 | |
| Means. | 29.269 | 68.7 | 58.9 | 73.1 | 79.0 | 60.5 | 18.5 | 7 | 39 | 54 | 4.6 | | | 29.290 | 65.4 | 56.7 | 75.0 | 75.6 | 57.1 | 18.5 | 8 | 11 | 61 | 3.9 | | | |
| Red. to Sea Level and Stan. Gravity. | 29.930 | Mean (Max. and Min.) . | | | 69.7 | | Total Precipitation | | | | | 2.26 | | Red. to Sea Level and Stan. Gravity. | 29.956 | Mean (Max. and Min.) . | | | 66.3 | | Total Precipitation | | | | | 3.95 | |

(G)

DAYS ON WHICH WESTERN MOUNTAINS WERE VISIBLE.

NOBSCOT (distant 20 miles). —1, 2, 7, 8, 9, 11, 12, 13, 14, 15, 17, 18, 19, 20, 23, 24, 25, 26, 27, 29, 30, 31.
 WACHUSETT (distant 44 miles). —1, 7, 11, 12, 13, 23, 24, 29.
 MONADNOCK (distant 68 miles). —1, 7, 11, 23, 24.

DAYS ON WHICH WESTERN MOUNTAINS WERE VISIBLE.

NOBSCOT (distant 20 miles). —1, 2, 3, 6, 7, 8, 9, 10, 11, 12, 13, 14, 15, 16, 17, 18, 19, 20, 21, 22, 23, 24, 25, 26, 31.
 WACHUSETT (distant 44 miles). —2, 3, 4, 8, 15, 16, 17, 18, 19, 20, 21, 22, 23, 24, 25.
 MONADNOCK (distant 68 miles). —3, 4, 15.

NOVEMBER.

DECEMBER.

| Day of Month. | Barom. Red. to 32°. Inches. | Air Temp. ° | Dew Point. ° | Relative Hum. Per cent | Max. Temp. ° | Min. Temp. ° | Range. ° | SUNSHINE. | | Cloud-iness. 0-10 | Rainfall. Inches. | Melted Snow. Inches. |
|--------------------------------------|-----------------------------|-------------|--------------|------------------------|--------------|--------------|----------|------------|-----------|-------------------|-------------------|----------------------|
| | | | | | | | | H'rs. Min. | Per cent. | | | |
| 1. | 29.266 | 50.3 | 47.1 | 85 | 57.6 | 45.1 | 12.5 | 3 30 | 35 | 6 | | |
| 2. | .415 | 52.1 | 42.0 | 79 | 62.0 | 45.3 | 16.7 | 7 30 | 80 | 2 | | |
| 3. | .323 | 53.7 | 50.5 | 80 | 63.0 | 43.3 | 19.7 | 3 40 | 40 | 6 | | |
| 4. | .308 | 49.0 | 34.2 | 62 | 56.5 | 39.2 | 17.3 | 6 10 | 62 | 4 | | |
| 5. | .532 | 47.3 | 35.4 | 62 | 55.0 | 36.4 | 18.6 | 9 35 | 100 | 0 | | |
| 6. | .210 | 49.4 | 49.3 | 100 | 57.0 | 45.5 | 11.5 | 0 0 | 00 | 10 | .28 | |
| 7. | 28.862 | 36.5 | 23.7 | 61 | 55.1 | 27.2 | 27.9 | 8 5 | 87 | 1 | .44 | |
| 8. | 29.215 | 28.3 | 16.7 | 62 | 37.1 | 22.5 | 14.6 | 8 0 | 86 | 2 | | |
| 9. | .422 | 37.1 | 23.5 | 60 | 45.9 | 25.4 | 20.5 | 5 45 | 61 | 4 | | |
| 10. | .388 | 39.9 | 35.1 | 83 | 48.2 | 34.3 | 13.9 | 0 10 | 02 | 10 | .10 | |
| 11. | .379 | 44.2 | 36.3 | 75 | 52.0 | 37.0 | 15.0 | 1 55 | 20 | 8 | | |
| 12. | .352 | 38.1 | 34.2 | 84 | 45.1 | 35.8 | 9.3 | 0 35 | 06 | 9 | .18 | |
| 13. | 28.736 | 34.1 | 34.0 | 100 | 44.6 | 27.7 | 17.0 | 0 0 | 00 | 10 | .88 | .18 |
| 14. | 29.036 | 30.2 | 22.7 | 70 | 34.6 | 26.4 | 8.2 | 8 20 | 89 | 1 | | |
| 15. | .357 | 36.7 | 22.3 | 60 | 42.0 | 30.0 | 12.0 | 8 20 | 89 | 2 | | |
| 16. | .680 | 43.2 | 13.2 | 45 | 38.5 | 27.1 | 11.4 | 7 35 | 81 | 1 | | |
| 17. | .477 | 42.1 | 38.4 | 85 | 51.0 | 29.3 | 21.7 | 0 0 | 00 | 10 | .18 | |
| 18. | 28.925 | 52.4 | 45.5 | 80 | 62.6 | 37.1 | 25.0 | 0 10 | 02 | 10 | .20 | |
| 19. | 29.043 | 34.1 | 17.8 | 50 | 40.0 | 30.6 | 9.4 | 5 0 | 54 | 5 | | |
| 20. | .114 | 38.2 | 21.0 | 50 | 45.2 | 30.2 | 15.0 | 6 30 | 70 | 3 | | |
| 21. | .289 | 37.6 | 25.0 | 63 | 45.9 | 33.5 | 12.4 | 8 15 | 90 | 1 | | |
| 22. | .489 | 36.6 | 22.6 | 58 | 43.0 | 28.7 | 14.3 | 9 15 | 99 | 0 | | |
| 23. | .001 | 47.3 | 46.5 | 97 | 56.2 | 34.1 | 22.1 | 0 0 | 00 | 10 | .38 | |
| 24. | .025 | 42.4 | 32.1 | 67 | 60.0 | 32.0 | 28.0 | 8 45 | 94 | 1 | | |
| 25. | .087 | 33.6 | 28.7 | 83 | 48.2 | 30.0 | 18.2 | 0 0 | 00 | 10 | .32 | |
| 26. | .402 | 30.9 | 21.7 | 65 | 36.5 | 26.6 | 9.9 | 7 30 | 80 | 2 | .02 | |
| 27. | .549 | 29.1 | 18.7 | 63 | 37.0 | 23.4 | 13.6 | 7 30 | 80 | 2 | | |
| 28. | .428 | 32.1 | 22.5 | 63 | 39.0 | 22.1 | 16.9 | 4 45 | 41 | 6 | | |
| 29. | .224 | 43.2 | 36.6 | 78 | 51.7 | 33.0 | 18.7 | 3 15 | 35 | 7 | | |
| 30. | .054 | 43.4 | 42.9 | 98 | 47.5 | 41.7 | 5.8 | 0 0 | 00 | 10 | Inap. | |
| Summs. | | | | | | | | 140 5 | 49 | | 2.98 | .18 |
| Means. | 29.253 | 40.1 | 31.3 | 72.3 | 48.6 | 32.7 | 15.9 | 4 40 | 49 | 5.1 | 3.16 | |
| Red. to Sea Level and Stan. Gravity. | 29.957 | | | | 40.6 | | | | | | | |
| Mean (Max. and Min.) | | | | | | | | | | | | |
| Total Precipitation | | | | | | | | | | | | |
| 30.082 | | | | | | | | | | | | |
| Mean (Max. and Min.) | | | | | | | | | | | | |
| 25.5 | | | | | | | | | | | | |
| 30.082 | | | | | | | | | | | | |
| Mean (Max. and Min.) | | | | | | | | | | | | |
| 25.1 | | | | | | | | | | | | |
| 33.0 | | | | | | | | | | | | |
| 17.9 | | | | | | | | | | | | |
| 15.1 | | | | | | | | | | | | |
| 3 33 | | | | | | | | | | | | |
| 110 55 | | | | | | | | | | | | |
| 41 | | | | | | | | | | | | |
| 5.9 | | | | | | | | | | | | |
| 3.03 | | | | | | | | | | | | |
| 2.51 | | | | | | | | | | | | |
| 5.54 | | | | | | | | | | | | |

DAYS ON WHICH WESTERN MOUNTAINS WERE VISIBLE.

NOBSCOR (distant 20 miles). — 1, 2, 3, 4, 5, 7, 8, 9, 10, 11, 13, 14, 15, 16, 17, 18, 19, 20, 21, 24, 25, 26, 27, 28, 29.
 WACHUSETT (distant 44 miles). — 1, 2, 4, 5, 7, 8, 9, 11, 13, 14, 15, 16, 17, 18, 20, 21, 22, 24, 25, 26, 27, 28.
 MONADNOCK (distant 68 miles). — 1, 2, 4, 5, 7, 8, 9, 13, 14, 15, 16, 18, 21, 22.

DAYS ON WHICH WESTERN MOUNTAINS WERE VISIBLE.

NOBSCOR (distant 20 miles). — 1, 2, 3, 4, 6, 8, 9, 14, 15, 16, 17, 19, 20, 25, 26, 27, 28, 29.
 WACHUSETT (distant 44 miles). — 3, 4, 6, 8, 14, 16, 25, 26, 27, 29.
 MONADNOCK (distant 68 miles). — 3, 4, 6, 8, 14, 25, 27, 29.

ANNUAL SUMMARY.

MONTHLY MEANS AND TOTALS.

| MONTH. | Barom. Red. to 32° | Barom. Red. to Sea Level and Stan. Grav. | Air Temp. | Dew Point. | Relative Hum. | Max. Temp. | Min. Temp. | Range of Temp. | BRIGHT SUNSHINE. | | | Cloud- iness. 0-10 | PRECIPITATION. | | | No. of Days with .01 in. or more Pre- cipitation. |
|--------------------|-----------------------|---|--------------|---------------|------------------|---------------|---------------|----------------------|------------------|------|------------------------------|--------------------------|----------------------------|-------------------|-------|--|
| | Inches. | Inches. | ° | ° | Per cent | ° | ° | ° | Duration. | | Per cent. of Possible. | Inches. | Melted Snow. Inches. | Total. Inches. | | |
| | | | | | | | | | Hours. | Min. | | | | | | |
| January | 29.286 | 30.018 | 23.1 | 18.9 | 76.3 | 30.5 | 15.5 | 15.0 | 118 | 15 | 42 | 5.8 | 3.83 | 1.34 | 5.17 | 14 |
| February | .257 | 29.990 | 23.2 | 17.6 | 72.8 | 32.7 | 15.0 | 17.7 | 127 | 15 | 45 | 5.5 | 7.67 | .62 | 8.29 | 9 |
| March | .162 | 29.879 | 30.6 | 23.0 | 71.5 | 38.3 | 23.1 | 15.2 | 144 | 05 | 41 | 5.9 | 2.53 | .52 | 3.05 | 15 |
| April | .426 | 30.126 | 45.8 | 35.5 | 70.0 | 56.0 | 37.7 | 18.3 | 177 | 19 | 46 | 5.4 | 2.02 | .14 | 2.16 | 9 |
| May | .219 | 29.896 | 54.0 | 43.3 | 69.4 | 64.0 | 45.7 | 18.3 | 219 | 45 | 52 | 4.8 | 3.94 | .00 | 3.94 | 12 |
| June | .293 | 29.966 | 61.1 | 51.4 | 73.2 | 70.1 | 53.3 | 16.8 | 202 | 30 | 46 | 5.4 | 1.52 | .00 | 1.52 | 11 |
| July | .269 | 29.930 | 68.7 | 58.9 | 73.1 | 79.0 | 60.5 | 18.5 | 236 | 55 | 54 | 4.6 | 2.26 | .00 | 2.26 | 7 |
| August | .290 | 29.956 | 65.4 | 56.7 | 75.0 | 75.6 | 57.1 | 18.5 | 253 | 31 | 61 | 3.9 | 3.95 | .00 | 3.95 | 12 |
| September | .440 | 30.118 | 60.2 | 52.7 | 78.0 | 69.1 | 53.7 | 15.4 | 191 | 00 | 53 | 4.7 | 3.08 | .00 | 3.08 | 10 |
| October | .459 | 30.152 | 49.5 | 40.6 | 74.4 | 57.7 | 42.2 | 15.5 | 176 | 38 | 54 | 4.6 | 4.87 | .00 | 4.87 | 9 |
| November | .253 | 29.957 | 40.1 | 31.3 | 72.3 | 48.6 | 32.7 | 15.9 | 140 | 05 | 49 | 5.1 | 2.98 | .18 | 3.16 | 10 |
| December | .351 | 30.082 | 25.1 | 17.5 | 73.3 | 33.0 | 17.9 | 15.1 | 110 | 55 | 41 | 5.9 | 3.03 | 2.51 | 5.54 | 14 |
| Yearly sums | | | | | | | | | 2,098 | 13 | | | 41.68 | 5.31 | 46.99 | 132 |
| Yearly means | 29.308 | 30.005 | 45.6 | 37.3 | 73.3 | 54.6 | 37.9 | 16.7 | 174 | 51 | 49 | 5.1 | | | 3.92 | 11 |

MONTHLY EXTREMES.

| MONTH. | PRESSURE. Red. to 32°, Sea Level, and Stan. Gravity. | | | AIR TEMPERATURE. | | | | | | WIND. | | Greatest Daily Precipitation. Inches. | |
|-----------------|---|--------------------|-------------------|------------------|--------------|-------------|---------------|--------------|----------------|-------------|--|--|---|
| | Highest. Inches. | Lowest. Inches. | Range. Inches. | Highest. ° | Lowest. ° | Range. ° | MEAN DAILY. | | DAILY RANGE. | | Highest Hourly Velocity and Direction. | | Max. Pres- sure per Square Ft. Pounds. |
| | | | | | | | Highest. ° | Lowest. ° | Greatest. ° | Least. ° | | | |
| January | 30.869 | 28.687 | 2.182 | 50.7 | -15.0 | 65.7 | 45.2 | -6.5 | 30.0 | 3.7 | 65 N. E. | 32.5 | 1.36 |
| February | .715 | 28.941 | 1.774 | 55.4 | -9.8 | 65.2 | 47.3 | -5.2 | 38.0 | 1.7 | 73 N. W. | 43.7 | 4.85 |
| March | .585 | 29.267 | 1.318 | 59.0 | -3.0 | 62.0 | 55.7 | 1.3 | 25.1 | 7.0 | 56 N. W. | 20.5 | 1.18 |
| April | .620 | 29.545 | 1.075 | 78.9 | 24.4 | 54.5 | 63.5 | 28.0 | 35.4 | 7.2 | 58 N. E. | 26.0 | 1.72 |
| May | .330 | 29.486 | 0.844 | 81.7 | 34.5 | 47.2 | 68.6 | 40.7 | 31.9 | 4.7 | 40 N. W. | 10.0 | 1.48 |
| June | .268 | 29.428 | 0.830 | 81.2 | 47.5 | 33.7 | 67.8 | 52.1 | 29.5 | 3.5 | 33 N. W. | 7.0 | 0.61 |
| July | .227 | 29.668 | 0.559 | 91.0 | 50.0 | 41.0 | 80.2 | 59.6 | 28.8 | 8.0 | 37 S. | 11.0 | 1.11 |
| August | .375 | 29.466 | 0.909 | 88.1 | 50.5 | 37.6 | 75.8 | 55.3 | 33.5 | 10.1 | 39 W. | 12.0 | 0.98 |
| September | .483 | 29.635 | 0.848 | 81.6 | 37.7 | 43.9 | 70.8 | 47.2 | 24.9 | 4.3 | 38 N. W. | 13.0 | 1.51 |
| October | .618 | 29.678 | 0.940 | 76.6 | 24.6 | 52.0 | 65.4 | 34.2 | 25.0 | 2.9 | 43 N. E. | 14.0 | 1.79 |
| November | .454 | 29.180 | 1.274 | 63.0 | 22.1 | 40.9 | 53.7 | 28.3 | 28.0 | 8.2 | 69 S. | 31.0 | 1.06 |
| December | .656 | 29.320 | 1.336 | 51.0 | 2.7 | 48.3 | 46.1 | 7.1 | 38.2 | 4.8 | 48 N. | 17.0 | 1.15 |
| Year | 30.869 | 28.687 | 2.182 | 91.0 | -15.0 | 106.0 | 80.2 | -6.5 | 38.2 | 1.7 | 73 N. W. | 43.7 | 4.85 |

NUMBER OF HOURS OF PREVALENCE OF EACH WIND

REFERRED TO

DIFFERENT POINTS OF AZIMUTH,

FOR

EACH DAY, MONTH, AND THE YEAR 1886,

AS DERIVED FROM THE RECORDS OF THE DRAPER ANEMOSCOPE.

JANUARY.

FEBRUARY.

| Date. | S. E. | S. | S. W. | W. | N. W. | N. | N. E. | E. | Calm. | Date. | S. E. | S. | S. W. | W. | N. W. | N. | N. E. | E. | Calm. |
|-------|-------|---------|---------|-----|-------|-----|-------|----|-------|-------|-------|----|-------|-----|-------|----|-------|----|-------|
| 1. | 0 | 1 | 1 | 2 | 20 | 0 | 0 | 0 | | 1. | 0 | 0 | 3 | 15 | 6 | 0 | 0 | 0 | |
| 2. | 0 | 0 | 0 | 0 | 5 | 8 | 8 | 3 | | 2. | 0 | 0 | 6 | 6 | 12 | 0 | 0 | 0 | |
| 3. | 15 | 0 | 0 | 0 | 0 | 0 | 0 | 9 | | 3. | 0 | 0 | 0 | 7 | 10 | 7 | 0 | 0 | |
| 4. | 24 | 0 | 0 | 0 | 0 | 0 | 0 | 0 | | 4. | 0 | 0 | 0 | 0 | 5 | 19 | 0 | 0 | |
| 5. | 11 | 13 | 0 | 0 | 0 | 0 | 0 | 0 | | 5. | 0 | 0 | 0 | 0 | 24 | 0 | 0 | 0 | |
| 6. | 0 | 0 | 3 | 21 | 0 | 0 | 0 | 0 | | 6. | 0 | 4 | 5 | 9 | 6 | 0 | 0 | 0 | |
| 7. | 0 | 0 | 0 | 23 | 1 | 0 | 0 | 0 | | 7. | 0 | 2 | 16 | 5 | 0 | 0 | 0 | 0 | 1 |
| 8. | 0 | 0 | 0 | 10 | 8 | 2 | 4 | 0 | | 8. | 0 | 3 | 21 | 0 | 0 | 0 | 0 | 0 | |
| 9. | 2 | 1 | 5 | 3 | 0 | 3 | 7 | 3 | | 9. | 5 | 3 | 9 | 7 | 0 | 0 | 0 | 0 | |
| 10. | 0 | 0 | 3 | 21 | 0 | 0 | 0 | 0 | | 10. | 0 | 0 | 0 | 0 | 0 | 3 | 21 | 0 | 0 |
| 11. | 0 | 0 | 0 | 23 | 1 | 0 | 0 | 0 | | 11. | 0 | 0 | 0 | 0 | 0 | 0 | 24 | 0 | 0 |
| 12. | 0 | 0 | 0 | 10 | 14 | 0 | 0 | 0 | | 12. | 9 | 6 | 0 | 0 | 0 | 0 | 5 | 4 | |
| 13. | 0 | 0 | 0 | 11 | 5 | 5 | 2 | 1 | | 13. | 1 | 18 | 5 | 0 | 0 | 0 | 0 | 0 | |
| 14. | 0 | 0 | 0 | 0 | 1 | 23 | 0 | 0 | | 14. | 0 | 7 | 16 | 1 | 0 | 0 | 0 | 0 | |
| 15. | 0 | 0 | 0 | 0 | 15 | 1 | 5 | 3 | | 15. | 3 | 9 | 10 | 2 | 0 | 0 | 0 | 0 | |
| 16. | 0 | 0 | 0 | 0 | 0 | 11 | 13 | 0 | | 16. | 0 | 0 | 1 | 21 | 2 | 0 | 0 | 0 | |
| 17. | 0 | 0 | 0 | 11 | 8 | 5 | 0 | 0 | | 17. | 0 | 5 | 7 | 6 | 6 | 0 | 0 | 0 | |
| 18. | 0 | 0 | 0 | 14 | 10 | 0 | 0 | 0 | | 18. | 2 | 1 | 13 | 8 | 0 | 0 | 0 | 0 | |
| 19. | 4 | 0 | 0 | 2 | 2 | 0 | 4 | 12 | | 19. | 5 | 18 | 0 | 0 | 0 | 0 | 0 | 1 | |
| 20. | 0 | 0 | 0 | 13 | 6 | 1 | 2 | 2 | | 20. | 0 | 0 | 4 | 13 | 7 | 0 | 0 | 0 | |
| 21. | 15 | 0 | 0 | 0 | 0 | 1 | 3 | 5 | | 21. | 0 | 0 | 7 | 7 | 10 | 0 | 0 | 0 | |
| 22. | 0 | 0 | 0 | 0 | 2 | 18 | 4 | 0 | | 22. | 4 | 4 | 1 | 1 | 2 | 7 | 3 | 2 | |
| 23. | 0 | 0 | 4 | 6 | 14 | 0 | 0 | 0 | | 23. | 0 | 3 | 9 | 4 | 8 | 0 | 0 | 0 | |
| 24. | 0 | 0 | 0 | 0 | 2 | 22 | 0 | 0 | | 24. | 0 | 0 | 0 | 0 | 18 | 4 | 2 | 0 | |
| 25. | 0 | 0 | 0 | 0 | 0 | 14 | 9 | 1 | | 25. | 20 | 2 | 0 | 0 | 0 | 0 | 0 | 2 | |
| 26. | 0 | 0 | 0 | 0 | 10 | 14 | 0 | 0 | | 26. | 0 | 4 | 0 | 8 | 12 | 0 | 0 | 0 | |
| 27. | 0 | 0 | 0 | 0 | 0 | 0 | 21 | 3 | | 27. | 0 | 0 | 0 | 0 | 24 | 0 | 0 | 0 | |
| 28. | 0 | 0 | 0 | 0 | 0 | 3 | 21 | 0 | | 28. | 0 | 0 | 0 | 0 | 24 | 0 | 0 | 0 | |
| 29. | 0 | 0 | 0 | 0 | 0 | 15 | 9 | 0 | | | | | | | | | | | |
| 30. | Vane | clogged | by ice. | | | | | | | | | | | | | | | | |
| 31. | 0 | 8 | 2 | 12 | 2 | 0 | 0 | 0 | | | | | | | | | | | |
| Sums. | 71 | 23 | 18 | 182 | 126 | 146 | 112 | 42 | 0 | Sums. | 49 | 89 | 133 | 120 | 176 | 40 | 55 | 9 | 1 |

MARCH.

APRIL.

| Date. | S. E. | S. | S. W. | W. | N. W. | N. | N. E. | E. | Calm. | Date. | S. E. | S. | S. W. | W. | N. W. | N. | N. E. | E. | Calm. |
|-------|-------|----|-------|-----|-------|----|-------|----|-------|-------|-------|----|-------|----|-------|----|-------|-----|-------|
| 1. | 0 | 0 | 0 | 3 | 21 | 0 | 0 | 0 | | 1. | 0 | 17 | 7 | 0 | 0 | 0 | 0 | 0 | |
| 2. | 0 | 0 | 0 | 0 | 24 | 0 | 0 | 0 | | 2. | 0 | 5 | 7 | 4 | 8 | 0 | 0 | 0 | |
| 3. | 0 | 0 | 0 | 0 | 24 | 0 | 0 | 0 | | 3. | 1 | 0 | 0 | 4 | 8 | 9 | 0 | 2 | |
| 4. | 0 | 0 | 0 | 0 | 24 | 0 | 0 | 0 | | 4. | 2 | 0 | 0 | 0 | 1 | 8 | 8 | 5 | |
| 5. | 0 | 0 | 0 | 0 | 24 | 0 | 0 | 0 | | 5. | 9 | 0 | 0 | 0 | 0 | 3 | 5 | 6 | 1 |
| 6. | 0 | 0 | 0 | 0 | 24 | 0 | 0 | 0 | | 6. | 0 | 0 | 0 | 0 | 0 | 2 | 19 | 3 | |
| 7. | 0 | 0 | 0 | 0 | 23 | 0 | 1 | 0 | | 7. | 2 | 5 | 0 | 0 | 1 | 1 | 14 | 1 | |
| 8. | 3 | 7 | 6 | 0 | 0 | 0 | 5 | 3 | | 8. | 0 | 0 | 0 | 0 | 11 | 13 | 0 | 0 | |
| 9. | 0 | 5 | 1 | 1 | 1 | 13 | 3 | 0 | | 9. | 0 | 0 | 0 | 6 | 18 | 0 | 0 | 0 | |
| 10. | 0 | 0 | 0 | 1 | 11 | 12 | 0 | 0 | | 10. | 0 | 0 | 0 | 18 | 1 | 5 | 0 | 0 | |
| 11. | 0 | 0 | 4 | 12 | 8 | 0 | 0 | 0 | | 11. | 6 | 0 | 0 | 0 | 0 | 8 | 7 | 3 | |
| 12. | 0 | 5 | 19 | 0 | 0 | 0 | 0 | 0 | | 12. | 4 | 20 | 0 | 0 | 0 | 0 | 0 | 0 | |
| 13. | 0 | 4 | 6 | 5 | 9 | 0 | 0 | 0 | | 13. | 0 | 3 | 20 | 1 | 0 | 0 | 0 | 0 | |
| 14. | 0 | 0 | 0 | 11 | 13 | 0 | 0 | 0 | | 14. | 5 | 0 | 1 | 1 | 2 | 1 | 11 | 3 | |
| 15. | 12 | 0 | 0 | 3 | 1 | 0 | 3 | 5 | | 15. | 3 | 3 | 6 | 7 | 0 | 0 | 0 | 5 | |
| 16. | 7 | 1 | 0 | 3 | 9 | 4 | 0 | 0 | | 16. | 4 | 0 | 0 | 0 | 0 | 0 | 15 | 5 | |
| 17. | 0 | 3 | 1 | 0 | 5 | 6 | 3 | 7 | | 17. | 5 | 12 | 2 | 2 | 0 | 1 | 0 | 2 | |
| 18. | 0 | 0 | 3 | 5 | 10 | 6 | 0 | 0 | | 18. | 1 | 3 | 6 | 8 | 2 | 0 | 2 | 2 | |
| 19. | 6 | 0 | 0 | 0 | 0 | 1 | 14 | 3 | | 19. | 0 | 0 | 0 | 3 | 5 | 4 | 6 | 6 | |
| 20. | 11 | 0 | 0 | 0 | 0 | 0 | 4 | 9 | | 20. | 2 | 2 | 0 | 0 | 0 | 0 | 14 | 6 | |
| 21. | 0 | 0 | 0 | 0 | 0 | 12 | 4 | 8 | | 21. | 0 | 5 | 14 | 5 | 0 | 0 | 0 | 0 | |
| 22. | 0 | 0 | 6 | 13 | 2 | 2 | 1 | 0 | | 22. | 2 | 3 | 0 | 2 | 2 | 3 | 8 | 4 | |
| 23. | 0 | 0 | 0 | 18 | 6 | 0 | 0 | 0 | | 23. | 0 | 9 | 15 | 0 | 0 | 0 | 0 | 0 | |
| 24. | 0 | 0 | 0 | 0 | 24 | 0 | 0 | 0 | | 24. | 5 | 1 | 4 | 6 | 2 | 4 | 1 | 1 | |
| 25. | 2 | 11 | 3 | 3 | 4 | 0 | 0 | 1 | | 25. | 3 | 6 | 3 | 0 | 0 | 0 | 5 | 7 | |
| 26. | 0 | 0 | 0 | 21 | 3 | 0 | 0 | 0 | | 26. | 0 | 0 | 2 | 3 | 8 | 8 | 1 | 2 | |
| 27. | 4 | 15 | 4 | 1 | 0 | 0 | 0 | 0 | | 27. | 2 | 1 | 3 | 1 | 0 | 0 | 8 | 9 | |
| 28. | 2 | 0 | 0 | 0 | 0 | 0 | 16 | 6 | | 28. | 0 | 0 | 3 | 7 | 3 | 1 | 9 | 4 | |
| 29. | 10 | 1 | 0 | 0 | 0 | 0 | 0 | 13 | | 29. | 0 | 0 | 0 | 0 | 0 | 0 | 7 | 17 | |
| 30. | 8 | 2 | 0 | 0 | 0 | 6 | 4 | 4 | | 30. | 0 | 0 | 0 | 0 | 0 | 1 | 16 | 7 | |
| 31. | 0 | 24 | 0 | 0 | 0 | 0 | 0 | 0 | | | | | | | | | | | |
| Sums. | 65 | 78 | 53 | 100 | 270 | 62 | 58 | 58 | 0 | Sums. | 56 | 95 | 93 | 78 | 72 | 72 | 153 | 100 | 1 |

MAY.

JUNE.

| Date. | S. E. | S. | S. W. | W. | N. W. | N. | N. E. | E. | Calm. | Date. | S. E. | S. | S. W. | W. | N. W. | N. | N. E. | E. | Calm. |
|-------|-------|-----|-------|----|-------|----|-------|----|-------|-------|-------|-----|-------|-----|-------|----|-------|----|-------|
| 1. | 5 | 0 | 0 | 0 | 0 | 4 | 7 | 8 | | 1. | 3 | 4 | 0 | 0 | 2 | 1 | 9 | 5 | |
| 2. | 0 | 0 | 0 | 0 | 0 | 2 | 21 | 1 | | 2. | 0 | 15 | 9 | 0 | 0 | 0 | 0 | 0 | |
| 3. | 2 | 11 | 0 | 0 | 0 | 7 | 2 | 2 | | 3. | 0 | 8 | 5 | 8 | 3 | 0 | 0 | 0 | |
| 4. | 0 | 7 | 16 | 1 | 0 | 0 | 0 | 0 | | 4. | 3 | 9 | 1 | 0 | 10 | 0 | 1 | 0 | |
| 5. | 0 | 11 | 10 | 2 | 1 | 0 | 0 | 0 | | 5. | 0 | 11 | 13 | 0 | 0 | 0 | 0 | 0 | |
| 6. | 2 | 3 | 3 | 9 | 6 | 1 | 0 | 0 | | 6. | 0 | 9 | 14 | 1 | 0 | 0 | 0 | 0 | |
| 7. | 0 | 12 | 5 | 5 | 2 | 0 | 0 | 0 | | 7. | 0 | 10 | 14 | 0 | 0 | 0 | 0 | 0 | |
| 8. | 3 | 0 | 0 | 0 | 0 | 9 | 10 | 2 | | 8. | 0 | 0 | 5 | 6 | 13 | 0 | 0 | 0 | |
| 9. | 0 | 0 | 0 | 0 | 8 | 16 | 0 | 0 | | 9. | 0 | 3 | 7 | 5 | 9 | 0 | 0 | 0 | |
| 10. | 5 | 9 | 3 | 0 | 2 | 3 | 2 | 0 | | 10. | 1 | 5 | 4 | 5 | 7 | 2 | 0 | 0 | |
| 11. | 8 | 0 | 0 | 0 | 0 | 3 | 6 | 7 | | 11. | 3 | 2 | 0 | 0 | 0 | 5 | 10 | 4 | |
| 12. | 2 | 0 | 0 | 0 | 0 | 1 | 12 | 9 | | 12. | 3 | 0 | 2 | 0 | 2 | 6 | 8 | 3 | |
| 13. | 1 | 0 | 0 | 0 | 0 | 2 | 11 | 10 | | 13. | 11 | 0 | 0 | 1 | 2 | 0 | 1 | 1 | |
| 14. | 3 | 0 | 0 | 0 | 0 | 0 | 12 | 9 | | 14. | 13 | 0 | 0 | 0 | 0 | 0 | 0 | 11 | |
| 15. | 13 | 11 | 0 | 0 | 0 | 0 | 0 | 0 | | 15. | 17 | 0 | 0 | 0 | 0 | 0 | 0 | 7 | |
| 16. | 0 | 9 | 1 | 1 | 9 | 4 | 0 | 0 | | 16. | 5 | 9 | 7 | 1 | 0 | 2 | 0 | 0 | |
| 17. | 0 | 0 | 0 | 1 | 18 | 5 | 0 | 0 | | 17. | 0 | 7 | 17 | 0 | 0 | 0 | 0 | 0 | |
| 18. | 0 | 12 | 11 | 0 | 0 | 1 | 0 | 0 | | 18. | 0 | 0 | 0 | 9 | 11 | 4 | 0 | 0 | |
| 19. | 0 | 1 | 23 | 0 | 0 | 0 | 0 | 0 | | 19. | 3 | 3 | 0 | 0 | 9 | 2 | 5 | 2 | |
| 20. | 0 | 2 | 19 | 2 | 1 | 0 | 0 | 0 | | 20. | 4 | 4 | 3 | 3 | 3 | 4 | 1 | 2 | |
| 21. | 0 | 0 | 1 | 1 | 22 | 0 | 0 | 0 | | 21. | 0 | 3 | 13 | 6 | 2 | 0 | 0 | 0 | |
| 22. | 0 | 4 | 18 | 2 | 0 | 0 | 0 | 0 | | 22. | 0 | 0 | 9 | 14 | 1 | 0 | 0 | 0 | |
| 23. | 0 | 0 | 4 | 4 | 12 | 4 | 0 | 0 | | 23. | 7 | 0 | 2 | 2 | 2 | 0 | 4 | 7 | |
| 24. | 2 | 5 | 3 | 1 | 2 | 6 | 2 | 3 | | 24. | 0 | 0 | 0 | 0 | 0 | 0 | 1 | 23 | |
| 25. | 0 | 4 | 6 | 4 | 10 | 0 | 0 | 0 | | 25. | 1 | 0 | 3 | 2 | 2 | 3 | 9 | 4 | |
| 26. | 0 | 0 | 3 | 21 | 0 | 0 | 0 | 0 | | 26. | 0 | 1 | 8 | 15 | 0 | 0 | 0 | 0 | |
| 27. | 0 | 9 | 13 | 2 | 0 | 0 | 0 | 0 | | 27. | 0 | 0 | 0 | 9 | 10 | 2 | 2 | 1 | |
| 28. | 0 | 0 | 2 | 5 | 6 | 11 | 0 | 0 | | 28. | 0 | 0 | 5 | 0 | 1 | 9 | 8 | 1 | |
| 29. | 0 | 3 | 4 | 5 | 7 | 5 | 0 | 0 | | 29. | 0 | 0 | 6 | 16 | 1 | 1 | 0 | 0 | |
| 30. | 0 | 3 | 20 | 1 | 0 | 0 | 0 | 0 | | 30. | 0 | 0 | 0 | 0 | 15 | 4 | 5 | 0 | |
| 31. | 8 | 0 | 4 | 3 | 0 | 3 | 3 | 3 | | | | | | | | | | | |
| Sums. | 54 | 116 | 169 | 70 | 106 | 87 | 88 | 54 | 0 | Sums. | 74 | 103 | 147 | 103 | 105 | 45 | 64 | 79 | 0 |

JULY.

AUGUST.

| Date. | S. E. | S. | S. W. | W. | N. W. | N. | N. E. | E. | Calm. | Date. | S. E. | S. | S. W. | W. | N. W. | N. | N. E. | E. | Calm. |
|-------|-------|-----|-------|-----|-------|----|-------|----|-------|-------|-------|-----|-------|-----|-------|----|-------|----|-------|
| 1. | 0 | 3 | 5 | 6 | 4 | 6 | 0 | 0 | | 1. | 2 | 12 | 4 | 3 | 3 | 0 | 0 | 0 | |
| 2. | 0 | 3 | 19 | 2 | 0 | 0 | 0 | 0 | | 2. | 0 | 5 | 1 | 7 | 11 | 0 | 0 | 0 | |
| 3. | 4 | 2 | 3 | 2 | 3 | 3 | 5 | 2 | | 3. | 0 | 0 | 0 | 22 | 2 | 0 | 0 | 0 | |
| 4. | 1 | 9 | 6 | 0 | 0 | 3 | 5 | 0 | | 4. | 0 | 0 | 0 | 14 | 10 | 0 | 0 | 0 | |
| 5. | 2 | 1 | 10 | 5 | 0 | 0 | 2 | 4 | | 5. | 0 | 1 | 3 | 9 | 11 | 0 | 0 | 0 | |
| 6. | 0 | 0 | 7 | 17 | 0 | 0 | 0 | 0 | | 6. | 0 | 10 | 10 | 3 | 1 | 0 | 0 | 0 | |
| 7. | 0 | 0 | 6 | 17 | 1 | 0 | 0 | 0 | | 7. | 1 | 1 | 0 | 3 | 1 | 2 | 13 | 3 | |
| 8. | 5 | 0 | 0 | 0 | 6 | 6 | 2 | 5 | | 8. | 0 | 1 | 5 | 2 | 2 | 11 | 3 | 0 | |
| 9. | 2 | 0 | 0 | 0 | 0 | 4 | 8 | 10 | | 9. | 0 | 0 | 19 | 5 | 0 | 0 | 0 | 0 | |
| 10. | 3 | 2 | 0 | 0 | 0 | 3 | 6 | 10 | | 10. | 0 | 0 | 24 | 0 | 0 | 0 | 0 | 0 | |
| 11. | 0 | 3 | 8 | 9 | 2 | 2 | 0 | 0 | | 11. | 0 | 1 | 23 | 0 | 0 | 0 | 0 | 0 | |
| 12. | 0 | 5 | 0 | 1 | 12 | 6 | 0 | 0 | | 12. | 0 | 0 | 3 | 11 | 8 | 2 | 0 | 0 | |
| 13. | 0 | 8 | 6 | 10 | 0 | 0 | 0 | 0 | | 13. | 3 | 11 | 0 | 0 | 0 | 5 | 3 | 2 | |
| 14. | 12 | 2 | 0 | 0 | 0 | 0 | 0 | 10 | | 14. | 0 | 8 | 6 | 4 | 4 | 2 | 0 | 0 | |
| 15. | 3 | 14 | 0 | 0 | 0 | 0 | 1 | 6 | | 15. | 0 | 0 | 0 | 1 | 19 | 4 | 0 | 0 | |
| 16. | 0 | 22 | 2 | 0 | 0 | 0 | 0 | 0 | | 16. | 2 | 16 | 0 | 3 | 1 | 2 | 0 | 0 | |
| 17. | 0 | 15 | 9 | 0 | 0 | 0 | 0 | 0 | | 17. | 4 | 2 | 3 | 3 | 1 | 3 | 4 | 4 | |
| 18. | 1 | 11 | 11 | 1 | 0 | 0 | 0 | 0 | | 18. | 4 | 8 | 0 | 0 | 0 | 2 | 6 | 4 | |
| 19. | 0 | 2 | 4 | 16 | 2 | 0 | 0 | 0 | | 19. | 1 | 5 | 11 | 1 | 1 | 2 | 0 | 3 | |
| 20. | 0 | 0 | 0 | 3 | 17 | 4 | 0 | 0 | | 20. | 13 | 7 | 1 | 2 | 1 | 0 | 0 | 0 | |
| 21. | 2 | 9 | 2 | 0 | 5 | 4 | 1 | 1 | | 21. | 12 | 4 | 3 | 5 | 0 | 0 | 0 | 0 | |
| 22. | 0 | 0 | 4 | 16 | 0 | 3 | 1 | 0 | | 22. | 3 | 0 | 0 | 0 | 1 | 4 | 15 | 1 | |
| 23. | 1 | 0 | 1 | 1 | 2 | 8 | 10 | 1 | | 23. | 0 | 7 | 5 | 3 | 9 | 0 | 0 | 0 | |
| 24. | 0 | 0 | 0 | 19 | 3 | 2 | 0 | 0 | | 24. | 1 | 7 | 11 | 5 | 0 | 0 | 0 | 0 | |
| 25. | 0 | 5 | 13 | 6 | 0 | 0 | 0 | 0 | | 25. | 0 | 1 | 0 | 0 | 0 | 7 | 16 | 0 | |
| 26. | 0 | 11 | 13 | 0 | 0 | 0 | 0 | 0 | | 26. | 0 | 0 | 0 | 12 | 5 | 5 | 2 | 0 | |
| 27. | 0 | 9 | 13 | 2 | 0 | 0 | 0 | 0 | | 27. | 0 | 0 | 6 | 9 | 8 | 1 | 0 | 0 | |
| 28. | 5 | 3 | 2 | 3 | 4 | 3 | 2 | 2 | | 28. | 1 | 4 | 6 | 7 | 4 | 1 | 0 | 1 | |
| 29. | 0 | 1 | 20 | 3 | 0 | 0 | 0 | 0 | | 29. | 1 | 0 | 0 | 4 | 1 | 1 | 12 | 5 | |
| 30. | 0 | 2 | 19 | 3 | 0 | 0 | 0 | 0 | | 30. | 3 | 5 | 0 | 0 | 1 | 3 | 3 | 9 | |
| 31. | 0 | 6 | 8 | 2 | 4 | 4 | 0 | 0 | | 31. | 0 | 15 | 0 | 2 | 1 | 6 | 0 | 0 | |
| Sums. | 40 | 148 | 191 | 144 | 66 | 61 | 43 | 51 | 0 | Sums. | 51 | 131 | 144 | 140 | 106 | 63 | 77 | 32 | 0 |

SEPTEMBER.

OCTOBER.

| Date. | S. E. | S. | S. W. | W. | N. W. | N. | N. E. | E. | Calm. | Date. | S. E. | S. | S. W. | W. | N. W. | N. | N. E. | E. | Calm. |
|-------|-------|----|-------|----|-------|----|-------|----|-------|-------|-------|----|-------|-----|-------|----|-------|----|-------|
| 1. | 0 | 0 | 0 | 0 | 15 | 7 | 2 | 0 | | 1. | 0 | 0 | 3 | 15 | 6 | 0 | 0 | 0 | |
| 2. | 2 | 2 | 2 | 2 | 2 | 4 | 8 | 2 | | 2. | 0 | 0 | 0 | 23 | 1 | 0 | 0 | 0 | |
| 3. | 0 | 0 | 0 | 0 | 3 | 2 | 3 | 13 | 3 | 3. | 0 | 1 | 8 | 9 | 0 | 4 | 2 | 0 | |
| 4. | 0 | 0 | 0 | 0 | 0 | 0 | 0 | 13 | 11 | 4. | 0 | 0 | 23 | 1 | 0 | 0 | 0 | 0 | |
| 5. | 6 | 0 | 0 | 0 | 0 | 0 | 0 | 11 | 7 | 5. | 4 | 0 | 0 | 2 | 2 | 1 | 11 | 4 | |
| 6. | 19 | 4 | 0 | 0 | 0 | 0 | 0 | 0 | 1 | 6. | 0 | 1 | 0 | 0 | 1 | 9 | 6 | 7 | |
| 7. | 0 | 5 | 16 | 3 | 0 | 0 | 0 | 0 | 0 | 7. | 0 | 0 | 0 | 0 | 0 | 3 | 21 | 0 | |
| 8. | 0 | 0 | 22 | 2 | 0 | 0 | 0 | 0 | 0 | 8. | 2 | 6 | 7 | 0 | 0 | 3 | 6 | 0 | |
| 9. | 0 | 9 | 15 | 0 | 0 | 0 | 0 | 0 | 0 | 9. | 0 | 0 | 0 | 12 | 12 | 0 | 0 | 0 | |
| 10. | 4 | 0 | 0 | 2 | 0 | 6 | 9 | 3 | | 10. | 4 | 2 | 1 | 0 | 1 | 5 | 9 | 2 | |
| 11. | 0 | 0 | 7 | 5 | 12 | 0 | 0 | 0 | | 11. | 0 | 4 | 20 | 0 | 0 | 0 | 0 | 0 | |
| 12. | 3 | 14 | 2 | 0 | 5 | 0 | 0 | 0 | | 12. | 0 | 0 | 6 | 15 | 3 | 0 | 0 | 0 | |
| 13. | 0 | 0 | 0 | 13 | 11 | 0 | 0 | 0 | | 13. | 0 | 0 | 0 | 0 | 3 | 0 | 14 | 7 | |
| 14. | 0 | 19 | 5 | 0 | 0 | 0 | 0 | 0 | | 14. | 10 | 8 | 0 | 0 | 0 | 0 | 0 | 6 | |
| 15. | 0 | 2 | 3 | 2 | 2 | 0 | 7 | 8 | | 15. | 0 | 8 | 2 | 14 | 0 | 0 | 0 | 0 | |
| 16. | 6 | 0 | 0 | 0 | 0 | 0 | 3 | 15 | | 16. | 0 | 0 | 0 | 0 | 24 | 0 | 0 | 0 | |
| 17. | 0 | 10 | 13 | 1 | 0 | 0 | 0 | 0 | | 17. | 0 | 5 | 9 | 1 | 9 | 0 | 0 | 0 | |
| 18. | 0 | 0 | 2 | 2 | 13 | 4 | 2 | 1 | | 18. | 0 | 3 | 5 | 0 | 2 | 3 | 2 | 9 | |
| 19. | 7 | 10 | 4 | 0 | 0 | 0 | 1 | 2 | | 19. | 4 | 2 | 0 | 0 | 0 | 0 | 7 | 11 | |
| 20. | 0 | 0 | 2 | 11 | 11 | 0 | 0 | 0 | | 20. | 0 | 5 | 19 | 0 | 0 | 0 | 0 | 0 | |
| 21. | 0 | 0 | 0 | 22 | 1 | 1 | 0 | 0 | | 21. | 0 | 0 | 12 | 3 | 9 | 0 | 0 | 0 | |
| 22. | 0 | 3 | 3 | 4 | 8 | 6 | 0 | 0 | | 22. | 0 | 0 | 13 | 7 | 4 | 0 | 0 | 0 | |
| 23. | 5 | 4 | 3 | 0 | 0 | 3 | 5 | 4 | | 23. | 0 | 0 | 0 | 4 | 5 | 11 | 4 | 0 | |
| 24. | 0 | 0 | 0 | 11 | 8 | 5 | 0 | 0 | | 24. | 3 | 1 | 0 | 0 | 0 | 2 | 8 | 10 | |
| 25. | 5 | 2 | 0 | 0 | 2 | 1 | 9 | 5 | | 25. | 1 | 11 | 12 | 0 | 0 | 0 | 0 | 0 | |
| 26. | 0 | 7 | 17 | 0 | 0 | 0 | 0 | 0 | | 26. | 0 | 0 | 1 | 7 | 1 | 2 | 11 | 2 | |
| 27. | 0 | 0 | 2 | 11 | 4 | 0 | 1 | 6 | | 27. | 0 | 0 | 0 | 0 | 0 | 0 | 13 | 11 | |
| 28. | 10 | 5 | 1 | 0 | 2 | 0 | 0 | 6 | | 28. | 0 | 0 | 0 | 0 | 0 | 10 | 14 | 0 | |
| 29. | 0 | 3 | 3 | 1 | 15 | 2 | 0 | 0 | | 29. | 0 | 0 | 0 | 0 | 0 | 0 | 24 | 0 | |
| 30. | 0 | 0 | 0 | 0 | 2 | 7 | 6 | 9 | | 30. | 0 | 0 | 0 | 0 | 0 | 9 | 15 | 0 | |
| | | | | | | | | | | 31. | 0 | 0 | 0 | 0 | 0 | 7 | 10 | 7 | |
| Sums. | 67 | 99 | 122 | 95 | 115 | 49 | 90 | 83 | 0 | Sums. | 28 | 57 | 141 | 113 | 83 | 69 | 177 | 76 | 0 |

NOVEMBER.

DECEMBER.

| Date. | S. E. | S. | S. W. | W. | N. W. | N. | N. E. | E. | Calm. | Date. | S. E. | S. | S. W. | W. | N. W. | N. | N. E. | E. | Calm. |
|-------|-------|-----|-------|-----|-------|----|-------|----|-------|-------|-------|----|-------|-----|-------|-----|-------|----|-------|
| 1. | 2 | 0 | 0 | 1 | 7 | 14 | 0 | 0 | | 1. | 2 | 1 | 6 | 15 | 0 | 0 | 0 | 0 | |
| 2. | 4 | 3 | 0 | 0 | 0 | 11 | 4 | 2 | | 2. | 0 | 3 | 5 | 16 | 0 | 0 | 0 | 0 | |
| 3. | 0 | 24 | 0 | 0 | 0 | 0 | 0 | 0 | | 3. | 0 | 0 | 0 | 20 | 4 | 0 | 0 | 0 | |
| 4. | 0 | 8 | 1 | 3 | 12 | 0 | 0 | 0 | | 4. | 0 | 0 | 0 | 2 | 22 | 0 | 0 | 0 | |
| 5. | 2 | 13 | 3 | 3 | 3 | 0 | 0 | 0 | | 5. | 0 | 0 | 0 | 0 | 0 | 24 | 0 | 0 | |
| 6. | 6 | 13 | 5 | 0 | 0 | 0 | 0 | 0 | | 6. | 0 | 0 | 0 | 0 | 0 | 16 | 8 | 0 | |
| 7. | 2 | 5 | 2 | 15 | 0 | 0 | 0 | 0 | | 7. | 0 | 0 | 0 | 0 | 0 | 17 | 7 | 0 | |
| 8. | 0 | 0 | 0 | 24 | 0 | 0 | 0 | 0 | | 8. | 0 | 0 | 0 | 16 | 7 | 1 | 0 | 0 | |
| 9. | 0 | 0 | 9 | 15 | 0 | 0 | 0 | 0 | | 9. | 0 | 0 | 0 | 12 | 9 | 1 | 2 | 0 | |
| 10. | 1 | 1 | 15 | 4 | 1 | 0 | 0 | 2 | | 10. | 1 | 3 | 15 | 0 | 0 | 4 | 1 | 0 | |
| 11. | 0 | 0 | 2 | 19 | 3 | 0 | 0 | 0 | | 11. | 0 | 0 | 6 | 12 | 5 | 1 | 0 | 0 | |
| 12. | 0 | 0 | 0 | 2 | 9 | 3 | 2 | 8 | | 12. | 0 | 0 | 0 | 0 | 1 | 3 | 7 | 13 | |
| 13. | 0 | 0 | 0 | 4 | 3 | 6 | 6 | 5 | | 13. | 0 | 0 | 1 | 0 | 1 | 7 | 14 | 1 | |
| 14. | 0 | 0 | 0 | 23 | 1 | 0 | 0 | 0 | | 14. | 0 | 0 | 4 | 20 | 0 | 0 | 0 | 0 | |
| 15. | 0 | 0 | 0 | 20 | 4 | 0 | 0 | 0 | | 15. | 0 | 6 | 10 | 1 | 3 | 3 | 1 | 0 | |
| 16. | 0 | 0 | 0 | 4 | 19 | 1 | 0 | 0 | | 16. | 0 | 0 | 0 | 2 | 10 | 12 | 0 | 0 | |
| 17. | 5 | 16 | 3 | 0 | 0 | 0 | 0 | 0 | | 17. | 0 | 0 | 14 | 10 | 0 | 0 | 0 | 0 | |
| 18. | 0 | 14 | 3 | 7 | 0 | 0 | 0 | 0 | | 18. | 3 | 4 | 16 | 1 | 0 | 0 | 0 | 0 | |
| 19. | 0 | 0 | 5 | 19 | 0 | 0 | 0 | 0 | | 19. | 0 | 0 | 12 | 9 | 3 | 0 | 0 | 0 | |
| 20. | 0 | 0 | 5 | 18 | 1 | 0 | 0 | 0 | | 20. | 0 | 0 | 0 | 0 | 22 | 2 | 0 | 0 | |
| 21. | 0 | 0 | 0 | 21 | 3 | 0 | 0 | 0 | | 21. | 0 | 0 | 14 | 4 | 6 | 0 | 0 | 0 | |
| 22. | 0 | 0 | 0 | 3 | 15 | 1 | 3 | 2 | | 22. | 0 | 3 | 8 | 10 | 3 | 0 | 0 | 0 | |
| 23. | 13 | 3 | 7 | 0 | 0 | 0 | 0 | 1 | | 23. | 8 | 2 | 0 | 0 | 1 | 8 | 4 | 1 | |
| 24. | 0 | 0 | 6 | 9 | 9 | 0 | 0 | 0 | | 24. | 8 | 16 | 0 | 0 | 0 | 0 | 0 | 0 | |
| 25. | 3 | 0 | 1 | 6 | 7 | 0 | 1 | 6 | | 25. | 0 | 2 | 1 | 1 | 20 | 0 | 0 | 0 | |
| 26. | 0 | 0 | 1 | 23 | 0 | 0 | 0 | 0 | | 26. | 0 | 0 | 0 | 0 | 0 | 18 | 6 | 0 | |
| 27. | 0 | 0 | 3 | 19 | 2 | 0 | 0 | 0 | | 27. | 0 | 3 | 4 | 8 | 5 | 4 | 0 | 0 | |
| 28. | 0 | 2 | 16 | 6 | 0 | 0 | 0 | 0 | | 28. | 0 | 0 | 0 | 20 | 4 | 0 | 0 | 0 | |
| 29. | 4 | 17 | 3 | 0 | 0 | 0 | 0 | 0 | | 29. | 0 | 0 | 0 | 9 | 8 | 7 | 0 | 0 | |
| 30. | 1 | 1 | 5 | 2 | 0 | 2 | 7 | 6 | | 30. | 0 | 0 | 0 | 0 | 0 | 24 | 0 | 0 | |
| | | | | | | | | | | 31. | 0 | 0 | 0 | 0 | 0 | 12 | 12 | 0 | |
| Sums. | 43 | 120 | 95 | 270 | 99 | 38 | 23 | 32 | 0 | Sums. | 22 | 43 | 116 | 188 | 134 | 160 | 65 | 16 | 0 |

ANNUAL SUMMARY.

| Month. | S. E. | S. | S. W. | W. | N. W. | N. | N. E. | E. | Calm. |
|-------------------------|-------|-------|------------|--------------|------------|-----|------------|-----|-------|
| January (30 days) | 71 | 23 | 18 | 182 | 126 | 146 | 112 | 42 | 0 |
| February | 49 | 89 | 133 | 120 | 176 | 40 | 55 | 9 | 1 |
| March | 65 | 78 | 53 | 100 | 270 | 62 | 58 | 58 | 0 |
| April | 56 | 95 | 93 | 78 | 72 | 72 | 153 | 100 | 1 |
| May | 54 | 116 | 169 | 70 | 106 | 87 | 88 | 54 | 0 |
| June | 74 | 103 | 147 | 103 | 105 | 45 | 64 | 79 | 0 |
| July | 40 | 148 | 191 | 144 | 66 | 61 | 43 | 51 | 0 |
| August | 51 | 131 | 144 | 140 | 106 | 63 | 77 | 32 | 0 |
| September | 67 | 99 | 122 | 95 | 115 | 49 | 90 | 83 | 0 |
| October | 28 | 57 | 141 | 113 | 83 | 69 | 177 | 76 | 0 |
| November | 43 | 120 | 95 | 270 | 99 | 38 | 23 | 32 | 0 |
| December | 22 | 43 | 116 | 188 | 134 | 160 | 65 | 16 | 0 |
| Year | 620 | 1,102 | 1,422 | 1,603 | 1,458 | 892 | 1,005 | 632 | 2 |

HOURLY MEASURES IN MILES
OF THE
HORIZONTAL MOVEMENT OF THE WIND
FOR
EACH DAY, MONTH, AND THE YEAR 1886,
AS DERIVED FROM THE RECORDS OF THE DRAPER ANEMOMETER.

P. M.

A. M.

JANUARY.

P. M.

| Date. | 11-12 | 12-1 | 1-2 | 2-3 | 3-4 | 4-5 | 5-6 | 6-7 | 7-8 | 8-9 | 9-10 | 10-11 | 11-12 | 12-1 | 1-2 | 2-3 | 3-4 | 4-5 | 5-6 | 6-7 | 7-8 | 8-9 | 9-10 | 10-11 | Total. | Date. |
|-------|-------|------|-----|-----|-----|-----|-----|-----|-----|-----|------|-------|-------|------|-----|-----|-----|-----|-----|-----|-----|-----|------|-------|--------|-------|
| 1. | 10 | 10 | 16 | 33 | 42 | 46 | 44 | 37 | 38 | 38 | 38 | 39 | 35 | 37 | 35 | 31 | 25 | 24 | 23 | 26 | 27 | 28 | 24 | 20 | 727 | 1. |
| 2. | 16 | 16 | 19 | 17 | 21 | 23 | 25 | 20 | 20 | 17 | 13 | 13 | 11 | 14 | 16 | 15 | 13 | 14 | 14 | 14 | 19 | 12 | 13 | 15 | 391 | 2. |
| 3. | 16 | 15 | 15 | 13 | 17 | 17 | 12 | 12 | 11 | 12 | 17 | 19 | 14 | 8 | 10 | 10 | 9 | 11 | 11 | 13 | 13 | 13 | 14 | 15 | 317 | 3. |
| 4. | 13 | 14 | 14 | 19 | 15 | 18 | 19 | 19 | 18 | 20 | 26 | 24 | 20 | 18 | 18 | 24 | 33 | 36 | 35 | 37 | 35 | 39 | 41 | 42 | 597 | 4. |
| 5. | 39 | 46 | 50 | 43 | 45 | 49 | 43 | 47 | 51 | 35 | 35 | 44 | 46 | 30 | 28 | 19 | 15 | 17 | 21 | 24 | 21 | 23 | 20 | 22 | 813 | 5. |
| 6. | 21 | 18 | 18 | 17 | 16 | 18 | 17 | 15 | 16 | 17 | 17 | 21 | 20 | 23 | 20 | 27 | 27 | 22 | 22 | 26 | 22 | 21 | 23 | 24 | 488 | 6. |
| 7. | 23 | 28 | 25 | 25 | 29 | 27 | 26 | 29 | 23 | 22 | 28 | 34 | 32 | 32 | 33 | 27 | 28 | 24 | 23 | 23 | 25 | 24 | 19 | 19 | 628 | 7. |
| 8. | 27 | 28 | 29 | 16 | 18 | 18 | 18 | 18 | 15 | 14 | 15 | 16 | 19 | 17 | 16 | 14 | 12 | 9 | 13 | 14 | 16 | 21 | 19 | 20 | 422 | 8. |
| 9. | 30 | 42 | 46 | 55 | 60 | 65 | 62 | 53 | 58 | 57 | 41 | 31 | 12 | 7 | 14 | 36 | 43 | 42 | 39 | 31 | 34 | 31 | 27 | 25 | 943 | 9. |
| 10. | 26 | 26 | 28 | 30 | 31 | 27 | 35 | 36 | 34 | 36 | 41 | 47 | 43 | 43 | 41 | 37 | 31 | 32 | 25 | 31 | 23 | 25 | 22 | 22 | 775 | 10. |
| Sums. | 221 | 243 | 260 | 268 | 294 | 308 | 301 | 286 | 284 | 268 | 271 | 288 | 262 | 239 | 231 | 240 | 236 | 231 | 226 | 239 | 235 | 237 | 225 | 224 | 6,101 | Sums. |

(91)

| | | | | | | | | | | | | | | | | | | | | | | | | | | |
|-------|-----|-----|-----|-----|-----|-----|-----|-----|-----|-----|-----|-----|-----|-----|-----|-----|-----|-----|-----|-----|-----|-----|-----|-----|-------|-------|
| 11. | 16 | 19 | 23 | 18 | 17 | 20 | 18 | 18 | 15 | 11 | 14 | 19 | 21 | 21 | 20 | 22 | 21 | 19 | 19 | 19 | 19 | 21 | 20 | 22 | 452 | 11. |
| 12. | 19 | 24 | 30 | 26 | 23 | 21 | 20 | 18 | 21 | 18 | 18 | 26 | 22 | 25 | 25 | 26 | 19 | 12 | 11 | 16 | 20 | 21 | 22 | 20 | 503 | 12. |
| 13. | 19 | 17 | 14 | 14 | 14 | 12 | 14 | 14 | 14 | 12 | 8 | 8 | 6 | 4 | 3 | 3 | 4 | 2 | 5 | 5 | 3 | 5 | 11 | 15 | 217 | 13. |
| 14. | 16 | 25 | 22 | 21 | 24 | 27 | 27 | 23 | 22 | 21 | 20 | 16 | 13 | 15 | 14 | 17 | 19 | 18 | 17 | 16 | 16 | 9 | 10 | 15 | 443 | 14. |
| 15. | 17 | 20 | 16 | 14 | 9 | 3 | 1 | 2 | 3 | 8 | 2 | 4 | 4 | 5 | 3 | 4 | 3 | 10 | 12 | 8 | 6 | 11 | 13 | 12 | 188 | 15. |
| 16. | 12 | 13 | 16 | 21 | 23 | 23 | 22 | 21 | 23 | 25 | 22 | 18 | 14 | 15 | 16 | 12 | 17 | 20 | 25 | 20 | 19 | 19 | 19 | 14 | 449 | 16. |
| 17. | 15 | 14 | 12 | 10 | 10 | 14 | 14 | 12 | 10 | 5 | 10 | 17 | 20 | 26 | 30 | 34 | 31 | 35 | 32 | 29 | 29 | 30 | 32 | 29 | 500 | 17. |
| 18. | 23 | 32 | 24 | 22 | 29 | 24 | 23 | 22 | 20 | 22 | 29 | 27 | 26 | 24 | 22 | 22 | 19 | 12 | 13 | 14 | 13 | 14 | 10 | 10 | 496 | 18. |
| 19. | 6 | 8 | 11 | 7 | 7 | 5 | 7 | 9 | 9 | 18 | 19 | 21 | 21 | 16 | 18 | 17 | 14 | 12 | 15 | 20 | 35 | 27 | 22 | 22 | 366 | 19. |
| 20. | 27 | 27 | 26 | 32 | 26 | 27 | 29 | 24 | 22 | 23 | 27 | 21 | 21 | 23 | 22 | 16 | 9 | 7 | 9 | 9 | 8 | 7 | 4 | 5 | 452 | 20. |
| Sums. | 170 | 199 | 194 | 185 | 182 | 177 | 175 | 163 | 159 | 163 | 169 | 175 | 168 | 174 | 173 | 173 | 156 | 147 | 158 | 156 | 170 | 162 | 157 | 160 | 4,066 | Sums. |

| | | | | | | | | | | | | | | | | | | | | | | | | | | | |
|-------|-----|-----|-----|-----|-----|-----|-----|-----|-----|-----|-----|-----|-----|-----|-----|-----|-----|-----|-----|-----|-----|-----|-----|-----|-------|-------|-----|
| 21. | 7 | 11 | 12 | 19 | 20 | 21 | 20 | 25 | 23 | 24 | 23 | 19 | 22 | 25 | 20 | 15 | 17 | 7 | 8 | 12 | 12 | 15 | 19 | 27 | 423 | 21. | |
| 22. | 31 | 27 | 19 | 21 | 19 | 19 | 20 | 21 | 21 | 25 | 24 | 22 | 21 | 22 | 25 | 26 | 23 | 22 | 19 | 20 | 18 | 12 | 10 | 4 | 491 | 22. | |
| 23. | 10 | 11 | 21 | 28 | 24 | 21 | 25 | 32 | 34 | 32 | 38 | 31 | 31 | 42 | 38 | 32 | 25 | 26 | 26 | 22 | 22 | 24 | 25 | 28 | 648 | 23. | |
| 24. | 26 | 30 | 27 | 21 | 22 | 23 | 21 | 19 | 20 | 22 | 20 | 20 | 20 | 23 | 26 | 26 | 26 | 28 | 29 | 30 | 28 | 29 | 28 | 26 | 591 | 24. | |
| 25. | 26 | 25 | 25 | 24 | 25 | 21 | 15 | 14 | 11 | 12 | 11 | 10 | 9 | 9 | 9 | 10 | 12 | 12 | 12 | 15 | 21 | 22 | 20 | 20 | 388 | 25. | |
| 26. | 13 | 16 | 15 | 18 | 15 | 15 | 15 | 13 | 9 | 7 | 4 | 5 | 7 | 8 | 6 | 7 | 13 | 12 | 22 | 21 | 18 | 16 | 19 | 20 | 313 | 26. | |
| 27. | 21 | 22 | 22 | 17 | 18 | 15 | 19 | 19 | 22 | 24 | 21 | 26 | 21 | 25 | 24 | 29 | 25 | 24 | 24 | 22 | 26 | 24 | 25 | 24 | 539 | 27. | |
| 28. | | | | | | | | | | | | | | | | | | | | | | | | | | | 28. |
| 29. | | | | | | | | | | | | | | | | | | | | | | | | | | | 29. |
| 30. | | | | | | | | | | | | | | | | | | | | | | | | | | | 30. |
| 31. | | | | | | | | | | | | | | | | | | | | | | | | | | | 31. |
| Sums. | 134 | 142 | 141 | 148 | 143 | 135 | 135 | 143 | 140 | 146 | 141 | 133 | 131 | 154 | 148 | 145 | 141 | 131 | 140 | 142 | 145 | 142 | 146 | 149 | 3,393 | Sums. | |

| | | | | | | | | | | | | | | | | | | | | | | | | | | |
|---------------|------|------|------|------|------|------|------|------|------|------|------|------|------|------|------|------|------|------|------|------|------|------|------|------|--------|---------------|
| Monthly Sums. | 525 | 584 | 595 | 601 | 619 | 620 | 611 | 592 | 583 | 577 | 581 | 596 | 561 | 557 | 552 | 558 | 533 | 509 | 524 | 537 | 550 | 541 | 528 | 533 | 13,560 | Monthly Sums. |
| Means. | 19.4 | 21.6 | 22.0 | 22.3 | 22.9 | 23.0 | 22.6 | 21.9 | 21.6 | 21.4 | 21.5 | 22.1 | 20.8 | 20.6 | 20.4 | 20.7 | 19.7 | 18.9 | 19.4 | 19.9 | 20.4 | 20.0 | 19.6 | 19.7 | 20.9 | Means. |

FEBRUARY.

P. M.

A. M.

P. M.

| Date. | 11-12 | 12-1 | 1-2 | 2-3 | 3-4 | 4-5 | 5-6 | 6-7 | 7-8 | 8-9 | 9-10 | 10-11 | 11-12 | 12-1 | 1-2 | 2-3 | 3-4 | 4-5 | 5-6 | 6-7 | 7-8 | 8-9 | 9-10 | 10-11 | Total. | Date. |
|-------|-------|------|-----|------------|------------|-----|-----|-----|-----|-----|------|-------|-------|------|-----|-----|-----|-----|-----|-----|-----|-----|------|-------|--------|-------|
| 1. | 14 | 14 | 11 | 10 | 8 | 7 | 6 | 7 | 7 | 10 | 12 | 16 | 18 | 15 | 13 | 16 | 16 | 16 | 19 | 20 | 23 | 22 | 19 | 22 | 341 | 1. |
| 2. | 23 | 21 | 26 | 30 | 35 | 30 | 30 | 31 | 30 | 26 | 32 | 31 | 26 | 21 | 20 | 15 | 18 | 16 | 21 | 19 | 20 | 21 | 24 | 25 | 590 | 2. |
| 3. | 20 | 25 | 24 | 19 | 20 | 23 | 22 | 21 | 25 | 20 | 18 | 16 | 15 | 12 | 12 | 14 | 14 | 15 | 18 | 20 | 26 | 23 | 22 | 25 | 469 | 3. |
| 4. | 25 | 36 | 36 | 38 | 39 | 38 | 37 | 40 | 36 | 40 | 38 | 37 | 36 | 37 | 36 | 32 | 31 | 29 | 28 | 30 | 26 | 30 | 38 | 31 | 824 | 4. |
| 5. | 35 | 35 | 33 | 33 | 32 | 29 | 34 | 28 | 32 | 30 | 34 | 30 | 33 | 31 | 33 | 36 | 35 | 28 | 29 | 33 | 27 | 30 | 30 | 30 | 764 | 5. |
| 6. | 22 | 22 | 20 | 23 | 20 | 25 | 16 | 22 | 24 | 19 | 10 | 12 | 10 | 6 | 6 | 10 | 8 | 11 | 12 | 16 | 14 | 14 | 14 | 13 | 369 | 6. |
| 7. | 17 | 11 | 13 | 13 | 9 | 13 | 13 | 14 | 12 | 9 | 6 | 5 | 5 | 5 | 4 | 6 | 6 | 3 | 0 | 4 | 9 | 11 | 12 | 11 | 211 | 7. |
| 8. | 15 | 18 | 16 | 18 | 17 | 18 | 22 | 21 | 23 | 27 | 30 | 28 | 30 | 25 | 23 | 26 | 25 | 23 | 22 | 24 | 25 | 22 | 20 | 26 | 544 | 8. |
| 9. | 26 | 26 | 31 | 28 | 29 | 25 | 22 | 16 | 12 | 13 | 8 | 8 | 6 | 5 | 6 | 2 | 2 | 5 | 5 | 5 | 6 | 4 | 2 | 3 | 305 | 9. |
| 10. | 17 | 20 | 18 | 18 | 21 | 20 | 20 | 22 | 21 | 20 | 21 | 23 | 23 | 31 | 28 | 32 | 24 | 25 | 24 | 25 | 24 | 24 | 25 | 26 | 552 | 10. |
| Sums. | 214 | 228 | 228 | 230 | 230 | 228 | 222 | 222 | 226 | 213 | 214 | 206 | 202 | 188 | 181 | 189 | 179 | 171 | 178 | 196 | 200 | 201 | 206 | 212 | 4,969 | Sums. |

L11

| | | | | | | | | | | | | | | | | | | | | | | | | | | |
|-------|-----|-----|-----|-----|-----|-----|-----|-----|-----|-----|-----|-----|-----|-----|-----|-----|-----|-----|-----|-----|-----|------------|-----|-----|-------|-------|
| 11. | 22 | 23 | 23 | 26 | 28 | 29 | 31 | 29 | 33 | 30 | 32 | 30 | 33 | 36 | 37 | 38 | 36 | 34 | 36 | 37 | 33 | 42 | 41 | 40 | 782 | 11. |
| 12. | 32 | 37 | 36 | 32 | 33 | 34 | 23 | 18 | 16 | 11 | 9 | 8 | 23 | 28 | 16 | 10 | 8 | 14 | 17 | 19 | 20 | 33 | 27 | 21 | 525 | 12. |
| 13. | 20 | 27 | 40 | 39 | 40 | 40 | 39 | 36 | 34 | 32 | 35 | 33 | 33 | 23 | 16 | 19 | 32 | 31 | 27 | 22 | 21 | 22 | 27 | 30 | 725 | 13. |
| 14. | 35 | 33 | 29 | 26 | 29 | 26 | 26 | 27 | 25 | 22 | 24 | 29 | 26 | 23 | 19 | 22 | 23 | 23 | 22 | 24 | 26 | 27 | 29 | 25 | 620 | 14. |
| 15. | 23 | 24 | 25 | 26 | 20 | 17 | 18 | 11 | 7 | 7 | 9 | 12 | 18 | 17 | 26 | 33 | 30 | 32 | 38 | 47 | 57 | 54 | 40 | 37 | 628 | 15. |
| 16. | 35 | 39 | 38 | 30 | 29 | 32 | 29 | 29 | 22 | 23 | 28 | 32 | 29 | 31 | 26 | 27 | 30 | 36 | 32 | 39 | 33 | 25 | 25 | 25 | 724 | 16. |
| 17. | 24 | 27 | 23 | 19 | 22 | 18 | 16 | 10 | 8 | 5 | 13 | 3 | 8 | 13 | 17 | 17 | 22 | 21 | 22 | 17 | 19 | 20 | 24 | 24 | 412 | 17. |
| 18. | 23 | 26 | 24 | 23 | 22 | 18 | 18 | 21 | 21 | 20 | 22 | 21 | 25 | 31 | 31 | 28 | 23 | 14 | 15 | 10 | 15 | 10 | 8 | 1 | 470 | 18. |
| 19. | 4 | 13 | 15 | 14 | 15 | 20 | 21 | 23 | 22 | 20 | 21 | 23 | 34 | 37 | 33 | 33 | 31 | 22 | 22 | 24 | 17 | 13 | 18 | 9 | 494 | 19. |
| 20. | 16 | 18 | 16 | 19 | 21 | 24 | 21 | 24 | 22 | 21 | 24 | 24 | 25 | 32 | 34 | 37 | 39 | 42 | 58 | 60 | 56 | 61 | 58 | 49 | 801 | 20. |
| Sums. | 234 | 267 | 249 | 244 | 259 | 258 | 243 | 231 | 212 | 193 | 214 | 217 | 254 | 271 | 255 | 264 | 274 | 269 | 289 | 299 | 297 | 307 | 297 | 261 | 6,181 | Sums. |

| | | | | | | | | | | | | | | | | | | | | | | | | | | |
|-------|-----|-----|-----|-----|-----|-----|-----|-----|-----|-----|-----|-----|-----|-----|-----|-----|-----|-----|------------|------------|-----|-----|-----|-----|-------|-------|
| 21. | 44 | 44 | 41 | 44 | 39 | 35 | 29 | 28 | 25 | 28 | 32 | 24 | 25 | 19 | 14 | 17 | 12 | 16 | 16 | 17 | 15 | 17 | 15 | 11 | 607 | 21. |
| 22. | 7 | 5 | 9 | 13 | 15 | 15 | 17 | 14 | 15 | 14 | 9 | 11 | 8 | 6 | 5 | 4 | 4 | 10 | 13 | 17 | 17 | 18 | 19 | 20 | 285 | 22. |
| 23. | 23 | 24 | 28 | 27 | 26 | 26 | 22 | 24 | 21 | 17 | 17 | 13 | 16 | 20 | 24 | 28 | 29 | 31 | 32 | 33 | 35 | 22 | 27 | 30 | 595 | 23. |
| 24. | 25 | 37 | 27 | 28 | 27 | 16 | 25 | 25 | 28 | 30 | 32 | 31 | 28 | 27 | 28 | 30 | 26 | 22 | 20 | 12 | 10 | 11 | 10 | 12 | 567 | 24. |
| 25. | 13 | 9 | 9 | 10 | 17 | 20 | 23 | 25 | 26 | 27 | 29 | 33 | 37 | 36 | 39 | 42 | 45 | 56 | 57 | 47 | 51 | 50 | 53 | 33 | 787 | 25. |
| 26. | 28 | 15 | 11 | 7 | 17 | 35 | 35 | 37 | 40 | 47 | 52 | 50 | 49 | 47 | 43 | 41 | 48 | 53 | 54 | 68 | 70 | 63 | 66 | 59 | 1,035 | 26. |
| 27. | 62 | 66 | 63 | 64 | 63 | 73 | 63 | 64 | 59 | 57 | 55 | 60 | 64 | 66 | 64 | 69 | 61 | 60 | 61 | 59 | 49 | 51 | 55 | 60 | 1,467 | 27. |
| 28. | 41 | 45 | 41 | 36 | 37 | 47 | 45 | 61 | 60 | 57 | 48 | 49 | 50 | 58 | 59 | 62 | 58 | 54 | 59 | 59 | 57 | 49 | 46 | 55 | 1,233 | 28. |
| Sums. | 243 | 245 | 229 | 229 | 241 | 267 | 259 | 278 | 274 | 277 | 274 | 271 | 277 | 278 | 276 | 293 | 283 | 302 | 312 | 312 | 304 | 281 | 291 | 280 | 6,576 | Sums. |

| | | | | | | | | | | | | | | | | | | | | | | | | | | |
|---------------|------|------|------|------|------|------|------|------|------|------|------|------|------|------|------|------|------|------|------|-------------|------|------|------|------|--------|---------------|
| Monthly Sums. | 691 | 740 | 706 | 703 | 730 | 753 | 724 | 731 | 712 | 683 | 702 | 694 | 733 | 737 | 712 | 746 | 736 | 742 | 779 | 807 | 801 | 789 | 794 | 753 | 17,726 | Monthly Sums. |
| Means. | 24.7 | 26.4 | 25.3 | 25.1 | 26.1 | 26.9 | 25.9 | 26.1 | 25.4 | 24.4 | 25.1 | 24.8 | 26.2 | 26.3 | 25.4 | 26.6 | 26.3 | 26.5 | 27.8 | 28.8 | 28.6 | 28.2 | 28.4 | 26.9 | 26.4 | Means. |

MARCH.

P. M.

A. M.

P. M.

| Date. | 11-12 | 12-1 | 1-2 | 2-3 | 3-4 | 4-5 | 5-6 | 6-7 | 7-8 | 8-9 | 9-10 | 10-11 | 11-12 | 12-1 | 1-2 | 2-3 | 3-4 | 4-5 | 5-6 | 6-7 | 7-8 | 8-9 | 9-10 | 10-11 | Total. | Date. |
|-------|-------|------|-----|-----|-----|-----|-----|-----|-----|-----|------|-------|-------|------------|-----|-----|-----|-----|-----|-----|-----|-----|------|-------|--------|-------|
| 1. | 49 | 50 | 51 | 45 | 44 | 35 | 41 | 40 | 38 | 41 | 41 | 41 | 44 | 55 | 45 | 42 | 42 | 38 | 36 | 40 | 46 | 49 | 54 | 48 | 1,055 | 1. |
| 2. | 37 | 44 | 56 | 51 | 51 | 47 | 43 | 49 | 46 | 41 | 50 | 45 | 44 | 52 | 47 | 51 | 52 | 46 | 46 | 49 | 45 | 43 | 43 | 45 | 1,123 | 2. |
| 3. | 45 | 43 | 40 | 37 | 37 | 38 | 35 | 38 | 37 | 35 | 34 | 27 | 31 | 27 | 28 | 26 | 27 | 30 | 25 | 33 | 33 | 32 | 29 | 24 | 791 | 3. |
| 4. | 22 | 28 | 27 | 29 | 29 | 31 | 30 | 34 | 34 | 32 | 34 | 26 | 29 | 28 | 31 | 28 | 32 | 34 | 37 | 38 | 34 | 27 | 30 | 31 | 735 | 4. |
| 5. | 31 | 27 | 21 | 23 | 23 | 25 | 23 | 23 | 30 | 28 | 35 | 30 | 32 | 27 | 23 | 26 | 23 | 26 | 25 | 28 | 30 | 32 | 27 | 21 | 639 | 5. |
| 6. | 16 | 18 | 17 | 17 | 20 | 20 | 18 | 14 | 17 | 26 | 27 | 23 | 28 | 33 | 30 | 33 | 40 | 34 | 29 | 33 | 40 | 40 | 38 | 34 | 645 | 6. |
| 7. | 26 | 25 | 21 | 18 | 18 | 20 | 22 | 19 | 21 | 33 | 27 | 29 | 32 | 35 | 27 | 28 | 24 | 19 | 24 | 18 | 15 | 11 | 5 | 6 | 523 | 7. |
| 8. | 8 | 7 | 9 | 8 | 6 | 10 | 12 | 11 | 10 | 10 | 11 | 9 | 9 | 9 | 10 | 12 | 15 | 19 | 20 | 14 | 13 | 16 | 18 | 18 | 284 | 8. |
| 9. | 20 | 19 | 18 | 12 | 9 | 6 | 7 | 16 | 21 | 32 | 32 | 32 | 33 | 31 | 29 | 25 | 19 | 21 | 18 | 20 | 18 | 19 | 14 | 10 | 481 | 9. |
| 10. | 13 | 24 | 16 | 15 | 15 | 12 | 14 | 15 | 12 | 13 | 12 | 9 | 7 | 8 | 10 | 14 | 16 | 15 | 17 | 16 | 18 | 16 | 13 | 17 | 327 | 10. |
| Sums. | 267 | 275 | 276 | 255 | 252 | 244 | 245 | 259 | 266 | 291 | 303 | 271 | 289 | 305 | 280 | 285 | 290 | 282 | 277 | 289 | 292 | 285 | 271 | 254 | 6,603 | Sums. |

181

| | | | | | | | | | | | | | | | | | | | | | | | | | | |
|-------|-----|-----|-----|-----|-----|-----|-----|-----|-----|-----|-----|-----|-----|-----|-----|-----|-----|-----|-----|-----|-----|------------|-----|-----|-------|-------|
| 11. | 16 | 14 | 14 | 17 | 23 | 23 | 20 | 19 | 20 | 15 | 13 | 9 | 13 | 16 | 18 | 21 | 25 | 20 | 20 | 23 | 24 | 28 | 20 | 18 | 449 | 11. |
| 12. | 21 | 22 | 28 | 29 | 27 | 26 | 29 | 23 | 25 | 24 | 28 | 30 | 34 | 38 | 35 | 30 | 36 | 24 | 25 | 26 | 28 | 26 | 26 | 25 | 665 | 12. |
| 13. | 24 | 21 | 20 | 20 | 15 | 12 | 9 | 8 | 9 | 8 | 7 | 4 | 3 | 6 | 13 | 13 | 10 | 12 | 15 | 14 | 17 | 14 | 13 | 15 | 302 | 13. |
| 14. | 21 | 26 | 32 | 36 | 31 | 36 | 39 | 36 | 38 | 33 | 34 | 23 | 20 | 21 | 26 | 26 | 30 | 23 | 13 | 9 | 11 | 16 | 20 | 20 | 613 | 14. |
| 15. | 13 | 13 | 14 | 12 | 10 | 11 | 13 | 12 | 11 | 10 | 11 | 12 | 13 | 14 | 13 | 12 | 15 | 17 | 17 | 18 | 16 | 13 | 15 | 14 | 319 | 15. |
| 16. | 13 | 13 | 10 | 11 | 11 | 6 | 4 | 2 | 3 | 12 | 4 | 5 | 15 | 17 | 22 | 35 | 24 | 35 | 25 | 37 | 39 | 34 | 32 | 28 | 436 | 16. |
| 17. | 23 | 28 | 29 | 20 | 17 | 21 | 21 | 21 | 24 | 21 | 21 | 14 | 16 | 14 | 14 | 11 | 12 | 11 | 13 | 12 | 8 | 8 | 7 | 9 | 395 | 17. |
| 18. | 15 | 15 | 17 | 16 | 16 | 13 | 11 | 17 | 13 | 14 | 15 | 11 | 11 | 16 | 17 | 16 | 18 | 19 | 19 | 18 | 17 | 23 | 22 | 21 | 390 | 18. |
| 19. | 21 | 18 | 17 | 17 | 16 | 18 | 19 | 18 | 14 | 13 | 16 | 13 | 11 | 12 | 11 | 11 | 14 | 11 | 14 | 14 | 13 | 14 | 14 | 14 | 353 | 19. |
| 20. | 16 | 11 | 11 | 12 | 16 | 14 | 16 | 14 | 21 | 14 | 16 | 17 | 14 | 18 | 20 | 23 | 26 | 29 | 29 | 30 | 32 | 37 | 40 | 33 | 509 | 20. |
| Sums. | 183 | 181 | 192 | 190 | 182 | 180 | 181 | 170 | 178 | 164 | 165 | 138 | 150 | 172 | 189 | 198 | 210 | 201 | 190 | 205 | 204 | 207 | 205 | 197 | 4,431 | Sums. |

| | | | | | | | | | | | | | | | | | | | | | | | | | | |
|-------|-----|-----|-----|-----|-----|-----|-----|-----|-----|-----|-----|-----|-----|-----|-----|-----|------------|-----|-----|-----|-----|-----|-----|-----|-------|-------|
| 21. | 30 | 39 | 40 | 33 | 39 | 42 | 45 | 45 | 34 | 28 | 29 | 25 | 30 | 29 | 33 | 30 | 30 | 26 | 31 | 28 | 25 | 33 | 28 | 31 | 783 | 21. |
| 22. | 22 | 16 | 9 | 15 | 15 | 10 | 12 | 13 | 14 | 15 | 21 | 28 | 29 | 31 | 32 | 28 | 30 | 28 | 32 | 30 | 32 | 30 | 25 | 23 | 540 | 22. |
| 23. | 20 | 19 | 19 | 22 | 21 | 19 | 20 | 20 | 18 | 18 | 21 | 23 | 29 | 29 | 27 | 27 | 32 | 33 | 34 | 35 | 32 | 28 | 26 | 33 | 598 | 23. |
| 24. | 35 | 33 | 34 | 31 | 34 | 35 | 36 | 32 | 35 | 38 | 41 | 34 | 31 | 36 | 36 | 38 | 39 | 33 | 34 | 21 | 16 | 15 | 16 | 18 | 751 | 24. |
| 25. | 15 | 12 | 12 | 9 | 10 | 9 | 6 | 4 | 11 | 17 | 21 | 22 | 25 | 30 | 27 | 28 | 29 | 23 | 16 | 10 | 9 | 10 | 11 | 17 | 383 | 25. |
| 26. | 17 | 19 | 18 | 19 | 17 | 16 | 23 | 22 | 19 | 20 | 30 | 33 | 34 | 33 | 31 | 39 | 36 | 40 | 36 | 25 | 39 | 42 | 27 | 16 | 651 | 26. |
| 27. | 8 | 6 | 8 | 14 | 12 | 12 | 16 | 17 | 19 | 18 | 19 | 20 | 20 | 12 | 16 | 17 | 18 | 15 | 11 | 17 | 14 | 14 | 15 | 15 | 356 | 27. |
| 28. | 14 | 12 | 13 | 15 | 14 | 16 | 15 | 15 | 15 | 19 | 17 | 16 | 15 | 11 | 8 | 5 | 2 | 5 | 8 | 10 | 10 | 10 | 5 | 2 | 272 | 28. |
| 29. | 5 | 6 | 13 | 13 | 11 | 13 | 17 | 14 | 17 | 18 | 23 | 24 | 26 | 23 | 25 | 24 | 25 | 19 | 21 | 19 | 20 | 25 | 24 | 18 | 443 | 29. |
| 30. | 17 | 21 | 21 | 23 | 24 | 22 | 19 | 18 | 20 | 13 | 8 | 2 | 3 | 8 | 9 | 10 | 9 | 17 | 7 | 7 | 2 | 4 | 6 | 13 | 303 | 30. |
| 31. | 16 | 19 | 15 | 16 | 20 | 23 | 21 | 25 | 22 | 24 | 28 | 30 | 27 | 36 | 39 | 40 | 39 | 39 | 36 | 38 | 35 | 39 | 39 | 41 | 707 | 31. |
| Sums. | 199 | 202 | 202 | 210 | 218 | 219 | 229 | 225 | 226 | 228 | 255 | 255 | 263 | 278 | 283 | 286 | 289 | 281 | 270 | 234 | 237 | 250 | 221 | 227 | 5,787 | Sums. |

| | | | | | | | | | | | | | | | | | | | | | | | | | | |
|---------------|------|------|------|------|------|------|------|------|------|------|------|------|------|------|------|------|-------------|------|------|------|------|------|------|------|--------|---------------|
| Monthly Sums. | 649 | 658 | 670 | 655 | 652 | 643 | 655 | 654 | 670 | 683 | 723 | 664 | 702 | 755 | 752 | 769 | 789 | 764 | 737 | 728 | 733 | 742 | 697 | 678 | 16,821 | Monthly Sums. |
| Means. | 21.0 | 21.2 | 21.6 | 21.1 | 21.0 | 20.8 | 21.1 | 21.1 | 21.6 | 22.0 | 23.3 | 21.4 | 22.6 | 24.3 | 24.3 | 24.8 | 2.54 | 24.6 | 23.8 | 23.5 | 23.6 | 23.9 | 22.5 | 21.8 | 22.6 | Means. |

APRIL.

P. M.

A. M.

P. M.

| Date. | 11-12 | 12-1 | 1-2 | 2-3 | 3-4 | 4-5 | 5-6 | 6-7 | 7-8 | 8-9 | 9-10 | 10-11 | 11-12 | 12-1 | 1-2 | 2-3 | 3-4 | 4-5 | 5-6 | 6-7 | 7-8 | 8-9 | 9-10 | 10-11 | Total. | Date. |
|-------|-------|------|-----|-----|-----|-----|-----|-----|-----|-----|------|-------|-------|------|-----|-----|------------|-----|-----|-----|-----|-----|------|-------|--------|-------|
| 1. | 53 | 51 | 53 | 49 | 52 | 41 | 35 | 37 | 29 | 32 | 32 | 37 | 36 | 42 | 39 | 36 | 36 | 35 | 35 | 33 | 26 | 22 | 19 | 19 | 879 | 1. |
| 2. | 19 | 19 | 18 | 19 | 18 | 19 | 22 | 19 | 19 | 19 | 21 | 30 | 29 | 31 | 29 | 30 | 35 | 34 | 29 | 26 | 25 | 21 | 20 | 15 | 566 | 2. |
| 3. | 13 | 8 | 9 | 11 | 7 | 8 | 6 | 4 | 1 | 4 | 5 | 5 | 4 | 7 | 6 | 10 | 11 | 4 | 4 | 1 | 2 | 2 | 9 | 8 | 149 | 3. |
| 4. | 12 | 20 | 18 | 24 | 23 | 20 | 21 | 19 | 13 | 20 | 19 | 18 | 18 | 19 | 16 | 13 | 13 | 13 | 9 | 8 | 7 | 7 | 8 | 6 | 364 | 4. |
| 5. | 5 | 3 | 1 | 0 | 2 | 5 | 6 | 4 | 6 | 6 | 7 | 10 | 8 | 9 | 10 | 11 | 11 | 12 | 13 | 11 | 12 | 9 | 10 | 10 | 181 | 5. |
| 6. | 13 | 19 | 23 | 27 | 32 | 29 | 35 | 37 | 38 | 44 | 48 | 52 | 48 | 55 | 56 | 58 | 52 | 55 | 50 | 32 | 24 | 13 | 14 | 15 | 869 | 6. |
| 7. | 17 | 13 | 6 | 3 | 4 | 4 | 8 | 11 | 8 | 13 | 15 | 10 | 14 | 15 | 11 | 19 | 19 | 20 | 18 | 16 | 17 | 15 | 16 | 12 | 304 | 7. |
| 8. | 12 | 12 | 12 | 11 | 11 | 13 | 13 | 11 | 9 | 11 | 12 | 10 | 12 | 14 | 8 | 6 | 13 | 14 | 12 | 16 | 18 | 20 | 18 | 19 | 307 | 8. |
| 9. | 21 | 18 | 16 | 15 | 14 | 15 | 17 | 15 | 12 | 13 | 12 | 13 | 13 | 13 | 17 | 25 | 26 | 22 | 16 | 17 | 19 | 15 | 19 | 19 | 402 | 9. |
| 10. | 20 | 19 | 23 | 26 | 24 | 24 | 25 | 19 | 15 | 21 | 17 | 20 | 21 | 24 | 25 | 32 | 36 | 32 | 31 | 28 | 30 | 30 | 34 | 24 | 600 | 10. |
| Sums. | 185 | 182 | 179 | 185 | 187 | 178 | 188 | 176 | 150 | 183 | 188 | 205 | 203 | 229 | 217 | 240 | 252 | 241 | 217 | 188 | 180 | 154 | 167 | 147 | 4,621 | Sums. |

(61)

| | | | | | | | | | | | | | | | | | | | | | | | | | | |
|-------|-----|------------|-----|-----|-----|-----|-----|-----|-----|-----|-----|-----|-----|-----|-----|-----|-----|-----|-----|-----|-----|-----|-----|-----|-------|-------|
| 11. | 25 | 27 | 21 | 19 | 17 | 17 | 16 | 15 | 19 | 23 | 21 | 20 | 19 | 18 | 16 | 16 | 13 | 12 | 13 | 13 | 19 | 19 | 21 | 19 | 438 | 11. |
| 12. | 16 | 16 | 15 | 15 | 16 | 17 | 15 | 16 | 13 | 17 | 16 | 14 | 18 | 24 | 23 | 24 | 22 | 21 | 21 | 21 | 24 | 22 | 21 | 18 | 445 | 12. |
| 13. | 20 | 19 | 18 | 17 | 18 | 20 | 20 | 19 | 19 | 19 | 21 | 18 | 16 | 21 | 21 | 21 | 21 | 18 | 15 | 12 | 12 | 11 | 11 | 10 | 417 | 13. |
| 14. | 10 | 13 | 15 | 17 | 21 | 19 | 23 | 22 | 21 | 19 | 22 | 21 | 20 | 18 | 16 | 14 | 9 | 8 | 8 | 11 | 11 | 12 | 12 | 12 | 374 | 14. |
| 15. | 12 | 8 | 6 | 8 | 9 | 8 | 9 | 7 | 6 | 7 | 8 | 9 | 8 | 5 | 5 | 10 | 16 | 15 | 13 | 13 | 14 | 11 | 16 | 16 | 239 | 15. |
| 16. | 16 | 17 | 15 | 14 | 17 | 14 | 13 | 13 | 12 | 15 | 14 | 11 | 11 | 8 | 13 | 15 | 17 | 16 | 15 | 14 | 14 | 12 | 12 | 8 | 326 | 16. |
| 17. | 1 | 1 | 3 | 2 | 1 | 1 | 3 | 6 | 5 | 4 | 5 | 6 | 6 | 10 | 8 | 9 | 9 | 12 | 12 | 14 | 14 | 14 | 14 | 13 | 173 | 17. |
| 18. | 15 | 16 | 19 | 20 | 20 | 18 | 16 | 14 | 13 | 8 | 6 | 4 | 7 | 6 | 9 | 9 | 10 | 16 | 17 | 18 | 15 | 14 | 18 | 21 | 329 | 18. |
| 19. | 21 | 21 | 18 | 18 | 17 | 20 | 22 | 23 | 18 | 13 | 12 | 13 | 15 | 12 | 17 | 14 | 12 | 10 | 10 | 12 | 12 | 8 | 7 | 15 | 360 | 19. |
| 20. | 18 | 25 | 24 | 21 | 23 | 19 | 16 | 16 | 19 | 21 | 25 | 17 | 17 | 16 | 15 | 15 | 12 | 12 | 10 | 11 | 14 | 13 | 14 | 14 | 406 | 20. |
| Sums. | 154 | 163 | 154 | 151 | 159 | 153 | 153 | 151 | 145 | 146 | 150 | 133 | 137 | 138 | 143 | 147 | 141 | 140 | 134 | 138 | 149 | 136 | 145 | 146 | 3,507 | Sums. |

| | | | | | | | | | | | | | | | | | | | | | | | | | | |
|-------|-----|-----|-----|-----|-----|-----|------------|-----|-----|-----|-----|-----|-----|-----|-----|-----|-----|-----|-----|-----|-----|-----|-----|-----|-------|-------|
| 21. | 12 | 12 | 13 | 16 | 17 | 19 | 19 | 19 | 17 | 15 | 14 | 12 | 11 | 14 | 12 | 15 | 18 | 18 | 16 | 14 | 14 | 16 | 18 | 18 | 368 | 21. |
| 22. | 19 | 18 | 19 | 16 | 15 | 18 | 19 | 21 | 23 | 21 | 21 | 20 | 16 | 16 | 16 | 17 | 18 | 17 | 17 | 14 | 12 | 14 | 14 | 15 | 416 | 22. |
| 23. | 13 | 12 | 13 | 17 | 18 | 17 | 21 | 19 | 14 | 16 | 15 | 17 | 19 | 22 | 21 | 18 | 18 | 16 | 14 | 15 | 17 | 22 | 23 | 23 | 420 | 23. |
| 24. | 20 | 22 | 25 | 26 | 24 | 25 | 30 | 21 | 23 | 24 | 26 | 20 | 20 | 20 | 17 | 13 | 16 | 16 | 12 | 9 | 5 | 3 | 4 | 7 | 434 | 24. |
| 25. | 5 | 2 | 4 | 18 | 26 | 25 | 23 | 25 | 21 | 21 | 21 | 16 | 14 | 12 | 7 | 7 | 7 | 10 | 16 | 19 | 19 | 19 | 16 | 17 | 370 | 25. |
| 26. | 17 | 16 | 17 | 17 | 13 | 12 | 14 | 7 | 6 | 7 | 7 | 6 | 8 | 15 | 17 | 19 | 11 | 12 | 21 | 22 | 20 | 21 | 30 | 31 | 366 | 26. |
| 27. | 25 | 26 | 25 | 22 | 18 | 18 | 15 | 14 | 13 | 13 | 13 | 11 | 9 | 9 | 11 | 11 | 14 | 13 | 14 | 13 | 14 | 17 | 19 | 18 | 384 | 27. |
| 28. | 21 | 20 | 18 | 16 | 19 | 14 | 10 | 9 | 10 | 10 | 10 | 9 | 9 | 11 | 20 | 18 | 19 | 18 | 14 | 11 | 9 | 6 | 8 | 7 | 316 | 28. |
| 29. | 8 | 11 | 12 | 12 | 1 | 4 | 10 | 11 | 13 | 18 | 19 | 18 | 19 | 20 | 20 | 17 | 16 | 16 | 10 | 8 | 9 | 9 | 9 | 10 | 300 | 29. |
| 30. | 17 | 16 | 19 | 22 | 23 | 21 | 22 | 24 | 28 | 28 | 27 | 31 | 28 | 29 | 25 | 24 | 24 | 18 | 14 | 11 | 8 | 6 | 5 | 1 | 471 | 30. |
| Sums. | 157 | 153 | 165 | 182 | 174 | 173 | 186 | 171 | 169 | 173 | 173 | 168 | 155 | 168 | 166 | 159 | 161 | 154 | 148 | 136 | 127 | 133 | 146 | 147 | 3,845 | Sums. |

| | | | | | | | | | | | | | | | | | | | | | | | | | | |
|---------------|------|------|------|------|------|------|------|------|------|------|------|------|------|------|------|-------------|------|------|------|------|------|------|------|------|--------|---------------|
| Monthly Sums. | 496 | 500 | 498 | 518 | 520 | 504 | 527 | 498 | 464 | 502 | 509 | 506 | 495 | 535 | 526 | 566 | 554 | 535 | 499 | 462 | 456 | 423 | 458 | 440 | 11,973 | Monthly Sums. |
| Means. | 16.5 | 16.7 | 16.6 | 17.3 | 17.3 | 16.8 | 17.6 | 16.6 | 15.5 | 16.7 | 17.0 | 16.9 | 16.5 | 17.8 | 17.5 | 18.9 | 18.5 | 17.8 | 16.6 | 15.4 | 15.2 | 14.1 | 15.3 | 14.7 | 16.6 | Means. |

M A Y.

P. M.

A. M.

P. M.

| Date. | 11-12 | 12-1 | 1-2 | 2-3 | 3-4 | 4-5 | 5-6 | 6-7 | 7-8 | 8-9 | 9-10 | 10-11 | 11-12 | 12-1 | 1-2 | 2-3 | 3-4 | 4-5 | 5-6 | 6-7 | 7-8 | 8-9 | 9-10 | 10-11 | Total. | Date. |
|-------|-------|------|-----|-----|-----|-----|-----|-----|-----|-----|------|-------|-------|------|-----|-----|-----|-----|-----|-----|-----|-----|------|-------|--------|-------|
| 1. | 4 | 1 | 4 | 12 | 13 | 14 | 15 | 10 | 10 | 13 | 13 | 15 | 15 | 16 | 18 | 19 | 18 | 19 | 18 | 16 | 18 | 13 | 16 | 19 | 329 | 1. |
| 2. | 20 | 21 | 23 | 28 | 22 | 24 | 26 | 31 | 30 | 33 | 30 | 33 | 33 | 30 | 29 | 26 | 26 | 24 | 19 | 15 | 12 | 13 | 15 | 14 | 577 | 2. |
| 3. | 17 | 17 | 13 | 15 | 15 | 12 | 15 | 12 | 9 | 7 | 7 | 5 | 7 | 10 | 18 | 22 | 26 | 28 | 29 | 27 | 30 | 26 | 27 | 23 | 417 | 3. |
| 4. | 23 | 24 | 23 | 22 | 20 | 22 | 21 | 20 | 18 | 19 | 14 | 12 | 15 | 19 | 19 | 20 | 26 | 26 | 23 | 20 | 19 | 20 | 23 | 21 | 489 | 4. |
| 5. | 19 | 19 | 21 | 17 | 20 | 20 | 16 | 17 | 15 | 19 | 20 | 21 | 32 | 34 | 29 | 24 | 28 | 24 | 17 | 12 | 7 | 14 | 15 | 18 | 488 | 5. |
| 6. | 18 | 16 | 19 | 26 | 24 | 18 | 16 | 10 | 15 | 15 | 12 | 10 | 8 | 9 | 12 | 8 | 11 | 11 | 6 | 7 | 9 | 9 | 7 | 8 | 304 | 6. |
| 7. | 9 | 13 | 10 | 4 | 12 | 14 | 16 | 15 | 12 | 7 | 9 | 13 | 12 | 11 | 15 | 18 | 21 | 22 | 25 | 22 | 20 | 19 | 19 | 14 | 352 | 7. |
| 8. | 12 | 11 | 9 | 13 | 18 | 17 | 15 | 20 | 26 | 34 | 37 | 34 | 32 | 33 | 29 | 30 | 26 | 30 | 30 | 34 | 27 | 29 | 28 | 27 | 601 | 8. |
| 9. | 32 | 33 | 30 | 36 | 34 | 26 | 26 | 30 | 32 | 31 | 28 | 36 | 36 | 40 | 35 | 33 | 39 | 38 | 30 | 20 | 22 | 21 | 21 | 20 | 729 | 9. |
| 10. | 18 | 23 | 20 | 18 | 16 | 14 | 12 | 8 | 9 | 7 | 7 | 5 | 5 | 5 | 10 | 22 | 20 | 18 | 20 | 21 | 19 | 15 | 16 | 14 | 342 | 10. |
| Sums. | 172 | 178 | 182 | 191 | 194 | 181 | 178 | 173 | 176 | 185 | 177 | 184 | 195 | 207 | 214 | 222 | 241 | 240 | 217 | 194 | 183 | 179 | 187 | 178 | 4,628 | Sums. |

(20)

| | | | | | | | | | | | | | | | | | | | | | | | | | | |
|-------|-----|-----|-----|-----|-----|-----|-----|-----|-----|-----|-----|-----|-----|-----|-----|-----|-----|-----|-----|-----|-----|-----|-----|-----|-------|-------|
| 11. | 20 | 27 | 26 | 26 | 27 | 19 | 20 | 29 | 26 | 26 | 30 | 27 | 25 | 28 | 25 | 26 | 32 | 28 | 27 | 20 | 19 | 18 | 17 | 15 | 585 | 11. |
| 12. | 14 | 15 | 10 | 10 | 11 | 8 | 10 | 11 | 13 | 6 | 6 | 9 | 9 | 9 | 11 | 7 | 3 | 8 | 7 | 7 | 9 | 8 | 7 | 6 | 214 | 12. |
| 13. | 7 | 3 | 2 | 3 | 6 | 3 | 8 | 7 | 6 | 10 | 11 | 14 | 15 | 19 | 19 | 16 | 21 | 18 | 14 | 15 | 16 | 16 | 13 | 16 | 278 | 13. |
| 14. | 23 | 16 | 21 | 24 | 25 | 29 | 27 | 23 | 16 | 20 | 21 | 23 | 18 | 13 | 13 | 14 | 17 | 13 | 13 | 13 | 13 | 11 | 13 | 10 | 429 | 14. |
| 15. | 13 | 5 | 2 | 3 | 1 | 6 | 9 | 10 | 13 | 14 | 11 | 10 | 11 | 11 | 12 | 16 | 20 | 20 | 18 | 18 | 24 | 27 | 24 | 21 | 319 | 15. |
| 16. | 30 | 34 | 35 | 36 | 33 | 32 | 27 | 30 | 28 | 20 | 20 | 17 | 19 | 13 | 9 | 7 | 10 | 13 | 7 | 14 | 21 | 25 | 19 | 18 | 517 | 16. |
| 17. | 20 | 24 | 24 | 24 | 16 | 22 | 21 | 20 | 22 | 24 | 19 | 22 | 25 | 22 | 19 | 22 | 21 | 21 | 15 | 11 | 12 | 13 | 10 | 6 | 435 | 17. |
| 18. | 7 | 5 | 8 | 10 | 12 | 13 | 13 | 10 | 8 | 8 | 9 | 9 | 11 | 15 | 19 | 20 | 25 | 25 | 28 | 25 | 23 | 20 | 25 | 23 | 369 | 18. |
| 19. | 20 | 20 | 18 | 19 | 18 | 17 | 16 | 17 | 19 | 20 | 25 | 26 | 28 | 34 | 30 | 28 | 26 | 23 | 26 | 27 | 21 | 20 | 21 | 20 | 539 | 19. |
| 20. | 21 | 21 | 21 | 25 | 22 | 21 | 26 | 25 | 24 | 28 | 28 | 31 | 28 | 25 | 25 | 24 | 23 | 20 | 24 | 29 | 29 | 21 | 21 | 20 | 582 | 20. |
| Sums. | 175 | 170 | 167 | 180 | 171 | 170 | 177 | 173 | 175 | 176 | 180 | 188 | 189 | 179 | 192 | 180 | 198 | 189 | 179 | 179 | 187 | 179 | 169 | 155 | 4,267 | Sums. |

| | | | | | | | | | | | | | | | | | | | | | | | | | | |
|-------|-----|-----|-----|-----|-----|-----|-----|-----|-----|-----|-----|-----|-----|-----|-----|-----|-----|-----|-----|-----|-----|-----|-----|-----|-------|-------|
| 21. | 18 | 21 | 18 | 21 | 20 | 20 | 20 | 19 | 20 | 21 | 22 | 21 | 20 | 17 | 19 | 21 | 22 | 24 | 21 | 18 | 18 | 14 | 7 | 10 | 452 | 21. |
| 22. | 7 | 11 | 14 | 9 | 9 | 13 | 14 | 16 | 20 | 20 | 24 | 28 | 22 | 20 | 20 | 21 | 23 | 20 | 18 | 17 | 18 | 18 | 16 | 16 | 417 | 22. |
| 23. | 14 | 17 | 15 | 13 | 14 | 14 | 17 | 16 | 15 | 15 | 10 | 11 | 14 | 16 | 17 | 15 | 10 | 14 | 14 | 17 | 18 | 13 | 11 | 8 | 338 | 23. |
| 24. | 11 | 18 | 18 | 19 | 21 | 23 | 22 | 21 | 15 | 8 | 6 | 5 | 5 | 4 | 5 | 7 | 7 | 12 | 15 | 17 | 19 | 17 | 13 | 13 | 324 | 24. |
| 25. | 13 | 15 | 15 | 19 | 20 | 13 | 11 | 7 | 3 | 4 | 6 | 10 | 14 | 18 | 23 | 22 | 27 | 26 | 29 | 33 | 25 | 28 | 27 | 33 | 441 | 25. |
| 26. | 29 | 34 | 23 | 22 | 24 | 24 | 27 | 30 | 33 | 33 | 36 | 35 | 32 | 26 | 26 | 31 | 24 | 21 | 22 | 21 | 19 | 16 | 18 | 23 | 628 | 26. |
| 27. | 23 | 27 | 27 | 26 | 29 | 25 | 23 | 22 | 19 | 23 | 27 | 22 | 24 | 25 | 29 | 27 | 26 | 23 | 21 | 19 | 21 | 20 | 19 | 20 | 567 | 27. |
| 28. | 16 | 15 | 17 | 19 | 22 | 18 | 15 | 15 | 14 | 13 | 10 | 11 | 8 | 9 | 7 | 9 | 17 | 11 | 10 | 13 | 16 | 17 | 16 | 13 | 331 | 28. |
| 29. | 10 | 12 | 14 | 14 | 18 | 15 | 13 | 11 | 6 | 6 | 7 | 12 | 11 | 11 | 10 | 10 | 8 | 12 | 13 | 15 | 17 | 18 | 19 | 20 | 302 | 29. |
| 30. | 21 | 23 | 21 | 21 | 19 | 19 | 20 | 19 | 14 | 14 | 10 | 14 | 13 | 17 | 19 | 20 | 20 | 22 | 23 | 17 | 16 | 14 | 15 | 16 | 427 | 30. |
| 31. | 16 | 12 | 13 | 15 | 18 | 17 | 12 | 21 | 19 | 18 | 13 | 10 | 7 | 11 | 7 | 7 | 10 | 11 | 9 | 9 | 5 | 3 | 2 | 5 | 260 | 31. |
| Sums. | 178 | 205 | 195 | 198 | 214 | 201 | 194 | 197 | 178 | 175 | 173 | 180 | 170 | 174 | 182 | 190 | 194 | 196 | 195 | 192 | 196 | 178 | 163 | 177 | 4,487 | Sums. |

| | | | | | | | | | | | | | | | | | | | | | | | | | | |
|---------------|------|------|------|------|------|------|------|------|------|------|------|------|------|------|------|------|------|------|------|------|------|------|------|------|--------|---------------|
| Monthly Sums. | 525 | 553 | 544 | 569 | 579 | 552 | 549 | 543 | 529 | 536 | 530 | 552 | 554 | 560 | 588 | 592 | 633 | 625 | 591 | 565 | 566 | 556 | 519 | 510 | 13,382 | Monthly Sums. |
| Means. | 17.0 | 17.8 | 17.5 | 18.3 | 18.7 | 17.8 | 17.7 | 17.5 | 17.1 | 17.3 | 17.1 | 17.8 | 17.8 | 18.1 | 19.0 | 19.1 | 20.4 | 20.2 | 19.1 | 18.2 | 18.2 | 17.9 | 16.8 | 16.5 | 18.0 | Means. |

JUNE.

P. M.

A. M.

P. M.

| Date. | 11-12 | 12-1 | 1-2 | 2-3 | 3-4 | 4-5 | 5-6 | 6-7 | 7-8 | 8-9 | 9-10 | 10-11 | 11-12 | 12-1 | 1-2 | 2-3 | 3-4 | 4-5 | 5-6 | 6-7 | 7-8 | 8-9 | 9-10 | 10-11 | Total. | Date. |
|-------|-------|------|-----|-----|-----|-----|-----|-----|-----|-----|------|-------|-------|------|-----|-----|-----|-----|-----|-----|-----|-----|------|-------|--------|-------|
| 1. | 10 | 15 | 19 | 21 | 22 | 22 | 17 | 15 | 12 | 8 | 10 | 10 | 12 | 12 | 15 | 14 | 11 | 15 | 14 | 14 | 17 | 19 | 18 | 20 | 362 | 1. |
| 2. | 18 | 18 | 19 | 18 | 17 | 17 | 16 | 11 | 10 | 12 | 15 | 20 | 24 | 24 | 22 | 22 | 26 | 22 | 25 | 23 | 22 | 23 | 29 | 26 | 479 | 2. |
| 3. | 25 | 29 | 29 | 32 | 28 | 33 | 28 | 31 | 30 | 30 | 25 | 20 | 19 | 13 | 20 | 21 | 19 | 18 | 18 | 15 | 20 | 27 | 23 | 30 | 573 | 3. |
| 4. | 19 | 21 | 19 | 18 | 19 | 18 | 18 | 18 | 12 | 9 | 6 | 5 | 4 | 3 | 2 | 9 | 22 | 21 | 21 | 24 | 23 | 23 | 22 | 22 | 378 | 4. |
| 5. | 21 | 19 | 21 | 17 | 15 | 15 | 11 | 12 | 11 | 7 | 10 | 11 | 12 | 13 | 15 | 18 | 13 | 14 | 19 | 19 | 20 | 20 | 18 | 17 | 388 | 5. |
| 6. | 14 | 13 | 13 | 14 | 15 | 12 | 15 | 12 | 13 | 14 | 10 | 9 | 9 | 10 | 11 | 11 | 12 | 16 | 19 | 17 | 18 | 15 | 15 | 17 | 324 | 6. |
| 7. | 15 | 19 | 19 | 15 | 15 | 14 | 17 | 16 | 12 | 14 | 15 | 17 | 17 | 18 | 17 | 17 | 20 | 15 | 18 | 16 | 12 | 13 | 18 | 18 | 387 | 7. |
| 8. | 20 | 23 | 24 | 22 | 24 | 24 | 22 | 21 | 20 | 22 | 24 | 22 | 23 | 19 | 21 | 21 | 22 | 23 | 16 | 15 | 14 | 20 | 24 | 19 | 505 | 8. |
| 9. | 22 | 20 | 18 | 14 | 10 | 10 | 12 | 9 | 3 | 4 | 7 | 10 | 16 | 16 | 19 | 19 | 23 | 24 | 23 | 23 | 18 | 22 | 27 | 25 | 394 | 9. |
| 10. | 21 | 20 | 14 | 11 | 7 | 5 | 5 | 7 | 5 | 7 | 8 | 10 | 4 | 5 | 4 | 4 | 5 | 4 | 6 | 9 | 10 | 9 | 8 | 17 | 205 | 10. |
| Sums. | 195 | 197 | 195 | 182 | 172 | 170 | 161 | 152 | 128 | 127 | 130 | 134 | 140 | 133 | 146 | 156 | 173 | 172 | 179 | 175 | 174 | 191 | 202 | 211 | 3,995 | Sums. |

(21)

| | | | | | | | | | | | | | | | | | | | | | | | | | | |
|-------|-----|-----|-----|-----|-----|-----|-----|-----|-----|-----|-----|-----|-----|-----|-----|-----|-----|-----|-----|-----|-----|-----|-----|-----|-------|-------|
| 11. | 20 | 19 | 19 | 20 | 19 | 18 | 17 | 20 | 16 | 12 | 12 | 13 | 13 | 12 | 12 | 11 | 11 | 11 | 10 | 10 | 10 | 8 | 9 | 6 | 328 | 11. |
| 12. | 6 | 9 | 20 | 22 | 23 | 28 | 26 | 23 | 18 | 17 | 16 | 15 | 17 | 16 | 12 | 12 | 17 | 17 | 15 | 18 | 10 | 6 | 8 | 7 | 368 | 12. |
| 13. | 3 | 4 | 3 | 5 | 7 | 7 | 5 | 4 | 6 | 8 | 5 | 6 | 6 | 8 | 11 | 11 | 7 | 7 | 9 | 13 | 14 | 16 | 16 | 15 | 196 | 13. |
| 14. | 14 | 13 | 21 | 25 | 20 | 15 | 17 | 12 | 12 | 14 | 16 | 17 | 20 | 22 | 16 | 13 | 12 | 11 | 11 | 14 | 18 | 16 | 16 | 16 | 375 | 14. |
| 15. | 10 | 14 | 14 | 13 | 15 | 13 | 10 | 13 | 15 | 14 | 14 | 10 | 6 | 11 | 10 | 7 | 9 | 6 | 9 | 8 | 7 | 6 | 7 | 4 | 245 | 15. |
| 16. | 5 | 2 | 3 | 5 | 5 | 6 | 3 | 2 | 1 | 2 | 5 | 7 | 9 | 12 | 15 | 14 | 15 | 16 | 12 | 15 | 19 | 17 | 16 | 16 | 222 | 16. |
| 17. | 16 | 19 | 21 | 19 | 17 | 16 | 17 | 16 | 15 | 18 | 20 | 17 | 18 | 21 | 23 | 22 | 24 | 21 | 19 | 22 | 20 | 21 | 23 | 24 | 469 | 17. |
| 18. | 25 | 25 | 28 | 25 | 24 | 22 | 25 | 28 | 26 | 28 | 29 | 33 | 26 | 24 | 28 | 27 | 32 | 26 | 20 | 16 | 19 | 23 | 22 | 22 | 606 | 18. |
| 19. | 21 | 19 | 16 | 15 | 14 | 17 | 16 | 17 | 15 | 14 | 14 | 8 | 8 | 9 | 9 | 7 | 6 | 5 | 6 | 9 | 10 | 12 | 11 | 13 | 291 | 19. |
| 20. | 11 | 15 | 15 | 11 | 14 | 14 | 15 | 14 | 8 | 7 | 7 | 4 | 4 | 8 | 7 | 10 | 10 | 13 | 16 | 16 | 17 | 16 | 17 | 14 | 283 | 20. |
| Sums. | 131 | 139 | 160 | 160 | 158 | 158 | 151 | 149 | 132 | 134 | 138 | 130 | 127 | 143 | 143 | 134 | 143 | 133 | 126 | 128 | 140 | 143 | 145 | 137 | 3,383 | Sums. |

| | | | | | | | | | | | | | | | | | | | | | | | | | | |
|-------|-----|-----|-----|-----|-----|-----|-----|-----|-----|-----|-----|-----|-----|-----|-----|-----|-----|-----|-----|-----|-----|-----|-----|-----|-------|-------|
| 21. | 14 | 16 | 18 | 18 | 17 | 15 | 16 | 14 | 11 | 6 | 4 | 6 | 7 | 9 | 11 | 9 | 11 | 18 | 20 | 18 | 19 | 15 | 18 | 21 | 331 | 21. |
| 22. | 20 | 24 | 22 | 20 | 20 | 16 | 15 | 14 | 10 | 11 | 10 | 12 | 9 | 8 | 9 | 12 | 9 | 10 | 10 | 14 | 15 | 15 | 17 | 17 | 339 | 22. |
| 23. | 16 | 12 | 11 | 10 | 8 | 5 | 5 | 6 | 9 | 13 | 9 | 10 | 9 | 6 | 5 | 5 | 16 | 12 | 14 | 14 | 16 | 17 | 16 | 16 | 260 | 23. |
| 24. | 19 | 19 | 21 | 20 | 18 | 20 | 18 | 18 | 18 | 18 | 18 | 19 | 16 | 18 | 15 | 18 | 17 | 15 | 15 | 16 | 17 | 18 | 18 | 15 | 424 | 24. |
| 25. | 14 | 11 | 11 | 8 | 9 | 8 | 4 | 3 | 2 | 3 | 3 | 4 | 4 | 3 | 5 | 4 | 2 | 4 | 3 | 5 | 3 | 4 | 6 | 4 | 127 | 25. |
| 26. | 11 | 14 | 13 | 11 | 14 | 16 | 16 | 14 | 14 | 16 | 12 | 14 | 14 | 20 | 21 | 27 | 29 | 27 | 24 | 23 | 20 | 20 | 22 | 23 | 435 | 26. |
| 27. | 19 | 21 | 21 | 22 | 20 | 22 | 20 | 19 | 23 | 26 | 32 | 28 | 29 | 28 | 32 | 27 | 23 | 22 | 27 | 20 | 18 | 18 | 20 | 14 | 551 | 27. |
| 28. | 14 | 13 | 8 | 5 | 4 | 6 | 9 | 8 | 10 | 11 | 13 | 14 | 11 | 10 | 6 | 6 | 5 | 5 | 2 | 4 | 7 | 9 | 12 | 12 | 204 | 28. |
| 29. | 16 | 21 | 22 | 20 | 20 | 22 | 21 | 16 | 17 | 20 | 23 | 26 | 26 | 26 | 32 | 29 | 32 | 28 | 29 | 22 | 22 | 25 | 25 | 24 | 564 | 29. |
| 30. | 23 | 24 | 18 | 14 | 10 | 6 | 8 | 8 | 11 | 19 | 21 | 21 | 19 | 18 | 15 | 16 | 18 | 13 | 13 | 13 | 15 | 15 | 13 | 6 | 357 | 30. |
| Sums. | 166 | 175 | 165 | 148 | 140 | 136 | 132 | 120 | 125 | 143 | 135 | 153 | 144 | 146 | 150 | 153 | 172 | 154 | 157 | 149 | 152 | 156 | 167 | 152 | 3,591 | Sums. |

| | | | | | | | | | | | | | | | | | | | | | | | | | | |
|---------------|------|------|------|------|------|------|------|------|------|------|------|------|------|------|------|------|------|------|------|------|------|------|------|------|--------|---------------|
| Monthly Sums. | 492 | 511 | 520 | 490 | 470 | 464 | 444 | 421 | 385 | 404 | 403 | 417 | 411 | 422 | 439 | 443 | 488 | 459 | 462 | 452 | 466 | 490 | 514 | 500 | 10,969 | Monthly Sums. |
| Means. | 16.4 | 17.0 | 17.3 | 16.3 | 15.7 | 15.5 | 14.8 | 14.0 | 12.8 | 13.5 | 13.4 | 13.9 | 13.7 | 14.1 | 14.6 | 14.8 | 16.3 | 15.3 | 15.4 | 15.1 | 15.5 | 16.3 | 17.1 | 16.7 | 15.2 | Means. |

JULY.

P. M.

A. M.

P. M.

| Date. | 11-12 | 12-1 | 1-2 | 2-3 | 3-4 | 4-5 | 5-6 | 6-7 | 7-8 | 8-9 | 9-10 | 10-11 | 11-12 | 12-1 | 1-2 | 2-3 | 3-4 | 4-5 | 5-6 | 6-7 | 7-8 | 8-9 | 9-10 | 10-11 | Total. | Date. |
|-------|-------|------|-----|-----|-----|-----|-----|-----|-----|-----|------|-------|-------|------|-----|-----|-----|-----|-----|-----|-----|-----|------|-------|--------|-------|
| 1. | 9 | 14 | 14 | 14 | 14 | 12 | 12 | 10 | 6 | 6 | 5 | 5 | 5 | 6 | 6 | 8 | 10 | 13 | 16 | 16 | 17 | 18 | 17 | 19 | 272 | 1. |
| 2. | 21 | 22 | 22 | 20 | 21 | 17 | 19 | 19 | 17 | 15 | 12 | 15 | 15 | 15 | 11 | 12 | 13 | 14 | 15 | 14 | 16 | 16 | 17 | 16 | 394 | 2. |
| 3. | 15 | 16 | 15 | 12 | 12 | 14 | 15 | 15 | 12 | 5 | 7 | 9 | 10 | 6 | 6 | 8 | 9 | 9 | 9 | 9 | 12 | 12 | 13 | 12 | 262 | 3. |
| 4. | 10 | 15 | 15 | 15 | 12 | 10 | 5 | 4 | 3 | 2 | 4 | 4 | 6 | 6 | 8 | 10 | 15 | 15 | 14 | 16 | 19 | 19 | 17 | 19 | 263 | 4. |
| 5. | 19 | 21 | 21 | 20 | 18 | 18 | 19 | 16 | 14 | 7 | 6 | 5 | 4 | 9 | 11 | 15 | 11 | 8 | 9 | 11 | 11 | 10 | 15 | 16 | 314 | 5. |
| 6. | 17 | 18 | 20 | 20 | 21 | 19 | 19 | 17 | 14 | 12 | 12 | 14 | 13 | 19 | 21 | 23 | 23 | 21 | 20 | 20 | 20 | 22 | 25 | 23 | 452 | 6. |
| 7. | 23 | 24 | 25 | 25 | 27 | 27 | 25 | 23 | 23 | 27 | 30 | 27 | 30 | 28 | 29 | 30 | 31 | 27 | 19 | 20 | 19 | 15 | 19 | 19 | 592 | 7. |
| 8. | 15 | 16 | 22 | 16 | 21 | 21 | 20 | 17 | 14 | 13 | 14 | 12 | 7 | 4 | 5 | 8 | 8 | 3 | 6 | 5 | 3 | 11 | 17 | 13 | 289 | 8. |
| 9. | 15 | 21 | 21 | 19 | 19 | 22 | 22 | 21 | 23 | 23 | 20 | 19 | 18 | 18 | 16 | 17 | 15 | 14 | 16 | 17 | 20 | 21 | 16 | 12 | 445 | 9. |
| 10. | 13 | 8 | 9 | 9 | 11 | 11 | 12 | 6 | 5 | 7 | 8 | 6 | 6 | 9 | 11 | 13 | 15 | 10 | 6 | 6 | 5 | 4 | 5 | 6 | 201 | 10. |
| Sums. | 157 | 175 | 184 | 171 | 175 | 171 | 168 | 148 | 131 | 117 | 118 | 116 | 114 | 120 | 124 | 144 | 150 | 134 | 130 | 134 | 142 | 148 | 161 | 155 | 3,484 | Sums. |

(22)

| | | | | | | | | | | | | | | | | | | | | | | | | | | |
|-------|-----|-----|-----|-----|-----|-----|-----|-----|-----|-----|-----|-----|-----|-----|-----|-----|-----|-----|-----|-----|-----|-----|-----|-----|-------|-------|
| 11. | 11 | 11 | 12 | 11 | 13 | 14 | 14 | 13 | 17 | 18 | 22 | 23 | 22 | 19 | 21 | 22 | 21 | 21 | 18 | 18 | 22 | 22 | 26 | 29 | 440 | 11. |
| 12. | 25 | 20 | 16 | 14 | 14 | 15 | 16 | 10 | 6 | 5 | 7 | 12 | 13 | 11 | 15 | 17 | 13 | 13 | 11 | 6 | 9 | 10 | 8 | 12 | 298 | 12. |
| 13. | 17 | 18 | 14 | 10 | 9 | 10 | 7 | 8 | 5 | 5 | 6 | 10 | 11 | 15 | 14 | 17 | 21 | 27 | 29 | 22 | 21 | 21 | 23 | 21 | 361 | 13. |
| 14. | 15 | 12 | 14 | 11 | 10 | 13 | 11 | 12 | 13 | 14 | 15 | 22 | 21 | 19 | 19 | 22 | 24 | 24 | 22 | 23 | 19 | 17 | 16 | 15 | 403 | 14. |
| 15. | 12 | 9 | 12 | 16 | 15 | 16 | 17 | 22 | 19 | 8 | 7 | 14 | 18 | 19 | 23 | 23 | 27 | 24 | 24 | 24 | 23 | 27 | 24 | 24 | 447 | 15. |
| 16. | 26 | 23 | 23 | 23 | 22 | 25 | 24 | 24 | 37 | 37 | 34 | 24 | 30 | 32 | 25 | 22 | 21 | 22 | 22 | 23 | 15 | 19 | 20 | 18 | 591 | 16. |
| 17. | 19 | 18 | 19 | 15 | 13 | 13 | 11 | 11 | 13 | 11 | 13 | 9 | 9 | 11 | 10 | 10 | 13 | 15 | 16 | 13 | 14 | 12 | 13 | 12 | 313 | 17. |
| 18. | 11 | 12 | 11 | 12 | 9 | 10 | 6 | 7 | 5 | 6 | 8 | 9 | 9 | 14 | 16 | 16 | 15 | 15 | 14 | 10 | 14 | 18 | 14 | 11 | 272 | 8. |
| 19. | 14 | 19 | 21 | 18 | 15 | 11 | 3 | 4 | 8 | 13 | 14 | 15 | 17 | 14 | 15 | 18 | 18 | 17 | 18 | 17 | 15 | 17 | 19 | 20 | 360 | 19. |
| 20. | 20 | 20 | 17 | 12 | 11 | 15 | 9 | 11 | 12 | 7 | 3 | 3 | 5 | 5 | 9 | 7 | 8 | 12 | 16 | 17 | 19 | 16 | 14 | 13 | 280 | 20. |
| Sums. | 170 | 162 | 159 | 142 | 131 | 142 | 118 | 122 | 135 | 124 | 129 | 142 | 155 | 161 | 167 | 174 | 181 | 190 | 190 | 173 | 171 | 179 | 177 | 175 | 3,765 | Sums. |

| | | | | | | | | | | | | | | | | | | | | | | | | | | |
|-------|-----|-----|-----|-----|-----|-----|-----|-----|-----|-----|-----|-----|-----|-----|-----|-----|-----|-----|-----|-----|-----|-----|-----|-----|-------|-------|
| 21. | 14 | 16 | 13 | 14 | 16 | 16 | 15 | 12 | 5 | 3 | 3 | 6 | 9 | 10 | 10 | 10 | 13 | 12 | 14 | 12 | 15 | 12 | 11 | 10 | 271 | 21. |
| 22. | 8 | 8 | 7 | 10 | 11 | 12 | 10 | 9 | 9 | 7 | 7 | 6 | 7 | 6 | 9 | 16 | 19 | 17 | 14 | 13 | 14 | 18 | 17 | 16 | 270 | 22. |
| 23. | 15 | 16 | 17 | 20 | 15 | 15 | 15 | 12 | 11 | 9 | 12 | 12 | 9 | 8 | 7 | 9 | 15 | 12 | 9 | 12 | 12 | 13 | 12 | 11 | 298 | 23. |
| 24. | 8 | 4 | 3 | 6 | 8 | 12 | 15 | 16 | 9 | 8 | 9 | 14 | 18 | 17 | 17 | 20 | 19 | 19 | 15 | 12 | 9 | 14 | 12 | 12 | 296 | 24. |
| 25. | 10 | 11 | 10 | 9 | 8 | 9 | 8 | 8 | 8 | 6 | 8 | 8 | 12 | 14 | 16 | 19 | 21 | 18 | 19 | 19 | 20 | 21 | 22 | 22 | 325 | 25. |
| 26. | 23 | 22 | 23 | 26 | 24 | 22 | 22 | 24 | 23 | 26 | 23 | 20 | 19 | 16 | 14 | 13 | 19 | 25 | 26 | 21 | 18 | 16 | 18 | 17 | 500 | 26. |
| 27. | 16 | 15 | 14 | 13 | 14 | 16 | 18 | 21 | 19 | 21 | 20 | 21 | 21 | 21 | 25 | 20 | 16 | 11 | 14 | 11 | 14 | 15 | 9 | 11 | 396 | 27. |
| 28. | 12 | 11 | 9 | 12 | 12 | 9 | 9 | 11 | 10 | 8 | 4 | 4 | 7 | 8 | 4 | 11 | 14 | 16 | 14 | 13 | 14 | 17 | 17 | 17 | 263 | 28. |
| 29. | 15 | 15 | 15 | 15 | 12 | 7 | 7 | 9 | 7 | 4 | 9 | 10 | 12 | 15 | 16 | 19 | 19 | 20 | 26 | 25 | 23 | 25 | 24 | 22 | 371 | 29. |
| 30. | 21 | 23 | 14 | 17 | 16 | 14 | 16 | 17 | 14 | 15 | 12 | 8 | 5 | 8 | 13 | 11 | 14 | 13 | 13 | 8 | 9 | 8 | 8 | 8 | 305 | 30. |
| 31. | 10 | 11 | 8 | 9 | 9 | 13 | 9 | 11 | 8 | 12 | 10 | 11 | 4 | 3 | 4 | 13 | 11 | 11 | 11 | 12 | 15 | 15 | 17 | 12 | 249 | 31. |
| Sums. | 152 | 152 | 133 | 151 | 145 | 145 | 144 | 150 | 123 | 119 | 117 | 120 | 123 | 126 | 134 | 161 | 181 | 174 | 175 | 158 | 165 | 168 | 168 | 158 | 3,544 | Sums. |

| | | | | | | | | | | | | | | | | | | | | | | | | | | |
|---------------|------|------|------|------|------|------|------|------|------|------|------|------|------|------|------|------|------|------|------|------|------|------|------|------|--------|---------------|
| Monthly Sums. | 479 | 489 | 476 | 464 | 451 | 458 | 420 | 420 | 389 | 360 | 364 | 378 | 392 | 407 | 426 | 479 | 511 | 498 | 495 | 465 | 478 | 495 | 506 | 488 | 10,793 | Monthly Sums. |
| Means. | 15.5 | 15.8 | 15.4 | 15.0 | 14.6 | 14.8 | 13.5 | 13.5 | 12.5 | 11.6 | 11.7 | 12.2 | 12.7 | 13.1 | 13.7 | 15.4 | 16.5 | 16.1 | 16.0 | 15.0 | 15.5 | 16.0 | 16.3 | 15.8 | 14.5 | Means. |

AUGUST.

P. M.

A. M.

P. M.

| Date. | 11-12 | 12-1 | 1-2 | 2-3 | 3-4 | 4-5 | 5-6 | 6-7 | 7-8 | 8-9 | 9-10 | 10-11 | 11-12 | 12-1 | 1-2 | 2-3 | 3-4 | 4-5 | 5-6 | 6-7 | 7-8 | 8-9 | 9-10 | 10-11 | Total. | Date. |
|-------|-------|------|-----|-----|-----|-----|-----|-----|-----|-----|------|-------|-------|------|-----|-----|-----|-----|-----|-----|-----|------------|------|-------|--------|-------|
| 1. | 16 | 15 | 13 | 13 | 13 | 11 | 10 | 6 | 3 | 4 | 7 | 8 | 9 | 9 | 10 | 10 | 10 | 14 | 18 | 18 | 18 | 18 | 17 | 15 | 282 | 1. |
| 2. | 13 | 12 | 12 | 14 | 13 | 6 | 4 | 4 | 9 | 15 | 17 | 19 | 14 | 22 | 24 | 26 | 25 | 23 | 22 | 17 | 22 | 25 | 21 | 20 | 398 | 2. |
| 3. | 23 | 22 | 27 | 24 | 20 | 21 | 20 | 19 | 20 | 29 | 30 | 24 | 31 | 34 | 36 | 39 | 26 | 29 | 26 | 24 | 22 | 25 | 24 | 23 | 618 | 3. |
| 4. | 26 | 25 | 25 | 26 | 22 | 21 | 25 | 15 | 20 | 22 | 22 | 20 | 16 | 13 | 13 | 15 | 16 | 14 | 13 | 15 | 15 | 15 | 13 | 19 | 446 | 4. |
| 5. | 19 | 18 | 18 | 17 | 17 | 16 | 16 | 13 | 10 | 8 | 5 | 8 | 9 | 11 | 12 | 13 | 14 | 14 | 16 | 15 | 14 | 16 | 14 | 8 | 321 | 5. |
| 6. | 10 | 9 | 11 | 4 | 3 | 3 | 7 | 10 | 6 | 8 | 6 | 6 | 6 | 6 | 6 | 5 | 8 | 9 | 11 | 8 | 12 | 15 | 12 | 11 | 192 | 6. |
| 7. | 9 | 9 | 4 | 3 | 6 | 3 | 6 | 10 | 11 | 13 | 11 | 13 | 15 | 17 | 16 | 17 | 20 | 20 | 21 | 21 | 24 | 21 | 21 | 22 | 333 | 7. |
| 8. | 28 | 32 | 37 | 29 | 24 | 21 | 27 | 23 | 20 | 17 | 18 | 16 | 11 | 6 | 4 | 8 | 9 | 6 | 8 | 12 | 17 | 17 | 17 | 16 | 422 | 8. |
| 9. | 20 | 20 | 18 | 18 | 14 | 17 | 17 | 16 | 10 | 9 | 8 | 12 | 16 | 16 | 16 | 17 | 18 | 18 | 17 | 20 | 19 | 21 | 20 | 20 | 397 | 9. |
| 10. | 18 | 17 | 22 | 21 | 17 | 16 | 21 | 18 | 15 | 16 | 16 | 20 | 21 | 21 | 22 | 24 | 23 | 26 | 23 | 20 | 21 | 20 | 19 | 15 | 472 | 10. |
| Sums. | 182 | 179 | 187 | 169 | 149 | 135 | 153 | 134 | 124 | 141 | 140 | 146 | 148 | 155 | 159 | 174 | 169 | 173 | 174 | 171 | 184 | 193 | 178 | 169 | 3,881 | Sums. |

| | | | | | | | | | | | | | | | | | | | | | | | | | | |
|-------|-----|-----|-----|-----|-----|-----|-----|-----|-----|-----|-----|-----|-----|-----|-----|-----|-----|-----|-----|-----|-----|-----|------------|-----|-------|-------|
| 11. | 21 | 19 | 21 | 21 | 24 | 22 | 19 | 17 | 17 | 16 | 12 | 15 | 14 | 16 | 15 | 18 | 16 | 20 | 20 | 16 | 17 | 20 | 16 | 15 | 427 | 11. |
| 12. | 18 | 18 | 21 | 20 | 18 | 18 | 18 | 17 | 16 | 14 | 14 | 17 | 16 | 11 | 14 | 13 | 11 | 18 | 12 | 11 | 11 | 7 | 11 | 9 | 353 | 12. |
| 13. | 10 | 10 | 11 | 9 | 8 | 6 | 8 | 8 | 7 | 7 | 10 | 12 | 17 | 17 | 20 | 19 | 17 | 15 | 17 | 16 | 21 | 24 | 25 | 24 | 338 | 13. |
| 14. | 24 | 24 | 26 | 23 | 25 | 23 | 20 | 22 | 22 | 23 | 19 | 23 | 24 | 21 | 20 | 11 | 17 | 20 | 17 | 18 | 17 | 22 | 22 | 19 | 502 | 14. |
| 15. | 24 | 27 | 21 | 23 | 24 | 21 | 19 | 18 | 26 | 25 | 24 | 20 | 21 | 20 | 18 | 15 | 14 | 11 | 10 | 11 | 9 | 8 | 9 | 6 | 424 | 15. |
| 16. | 6 | 5 | 4 | 2 | 5 | 6 | 2 | 1 | 4 | 7 | 10 | 11 | 15 | 14 | 24 | 27 | 27 | 23 | 20 | 25 | 29 | 29 | 31 | 38 | 365 | 16. |
| 17. | 33 | 25 | 27 | 29 | 24 | 27 | 24 | 27 | 23 | 20 | 20 | 15 | 11 | 15 | 14 | 9 | 9 | 8 | 7 | 6 | 7 | 9 | 9 | 7 | 405 | 17. |
| 18. | 6 | 4 | 4 | 4 | 2 | 8 | 11 | 10 | 12 | 11 | 12 | 14 | 10 | 11 | 10 | 10 | 7 | 10 | 11 | 10 | 8 | 9 | 9 | 11 | 214 | 18. |
| 19. | 11 | 13 | 11 | 12 | 14 | 11 | 12 | 13 | 10 | 9 | 8 | 9 | 6 | 7 | 10 | 10 | 14 | 11 | 9 | 11 | 10 | 10 | 11 | 11 | 253 | 19. |
| 20. | 9 | 7 | 8 | 4 | 2 | 4 | 5 | 5 | 6 | 6 | 5 | 6 | 7 | 5 | 8 | 10 | 13 | 12 | 14 | 17 | 18 | 20 | 18 | 16 | 225 | 20. |
| Sums. | 162 | 152 | 154 | 147 | 146 | 146 | 138 | 138 | 143 | 138 | 134 | 142 | 141 | 137 | 153 | 142 | 145 | 148 | 137 | 141 | 147 | 158 | 161 | 156 | 3,508 | Sums. |

| | | | | | | | | | | | | | | | | | | | | | | | | | | |
|-------|-----|-----|-----|-----|-----|-----|-----|-----|-----|-----|-----|-----|-----|-----|-----|-----|-----|-----|-----|-----|------------|-----|-----|-----|-------|-------|
| 21. | 14 | 13 | 7 | 8 | 7 | 6 | 6 | 4 | 4 | 3 | 5 | 7 | 9 | 9 | 6 | 12 | 16 | 17 | 16 | 17 | 19 | 16 | 15 | 16 | 252 | 21. |
| 22. | 12 | 10 | 10 | 5 | 6 | 12 | 16 | 17 | 13 | 19 | 20 | 22 | 23 | 27 | 26 | 21 | 19 | 16 | 17 | 15 | 18 | 19 | 17 | 18 | 398 | 22. |
| 23. | 19 | 16 | 17 | 16 | 15 | 15 | 12 | 12 | 9 | 6 | 10 | 9 | 9 | 9 | 10 | 10 | 10 | 17 | 16 | 13 | 15 | 13 | 13 | 11 | 302 | 23. |
| 24. | 13 | 12 | 12 | 14 | 16 | 19 | 18 | 16 | 5 | 7 | 10 | 17 | 16 | 13 | 14 | 16 | 15 | 9 | 15 | 16 | 12 | 11 | 7 | 4 | 306 | 24. |
| 25. | 4 | 6 | 10 | 10 | 13 | 19 | 21 | 27 | 27 | 28 | 32 | 28 | 32 | 34 | 29 | 31 | 25 | 24 | 25 | 22 | 21 | 21 | 19 | 13 | 519 | 25. |
| 26. | 16 | 20 | 18 | 16 | 16 | 10 | 10 | 11 | 10 | 14 | 16 | 15 | 13 | 12 | 14 | 17 | 17 | 18 | 17 | 18 | 17 | 14 | 14 | 14 | 359 | 26. |
| 27. | 15 | 15 | 17 | 15 | 18 | 17 | 14 | 12 | 15 | 10 | 5 | 4 | 4 | 5 | 7 | 11 | 14 | 12 | 12 | 14 | 20 | 20 | 22 | 18 | 330 | 27. |
| 28. | 15 | 16 | 14 | 11 | 9 | 6 | 9 | 13 | 11 | 10 | 9 | 4 | 3 | 5 | 6 | 7 | 7 | 4 | 7 | 8 | 9 | 10 | 9 | 11 | 209 | 28. |
| 29. | 12 | 11 | 12 | 11 | 11 | 12 | 12 | 13 | 12 | 15 | 16 | 17 | 16 | 18 | 18 | 18 | 14 | 11 | 10 | 11 | 14 | 10 | 6 | 2 | 302 | 29. |
| 30. | 1 | 3 | 4 | 5 | 6 | 4 | 5 | 7 | 5 | 4 | 3 | 7 | 10 | 8 | 11 | 11 | 12 | 14 | 15 | 16 | 19 | 21 | 20 | 19 | 237 | 30. |
| 31. | 15 | 15 | 15 | 16 | 14 | 15 | 14 | 18 | 17 | 16 | 21 | 28 | 26 | 26 | 23 | 16 | 13 | 16 | 17 | 22 | 20 | 18 | 18 | 15 | 434 | 31. |
| Sums. | 137 | 137 | 136 | 127 | 131 | 143 | 140 | 151 | 126 | 133 | 150 | 160 | 163 | 167 | 162 | 167 | 162 | 157 | 168 | 171 | 185 | 176 | 160 | 141 | 3,648 | Sums. |

| | | | | | | | | | | | | | | | | | | | | | | | | | | |
|---------------|------|------|------|------|------|------|------|------|------|------|------|------|------|------|------|------|------|------|------|------|------|-------------|------|------|--------|---------------|
| Monthly Sums. | 481 | 468 | 477 | 443 | 426 | 424 | 431 | 423 | 393 | 412 | 424 | 448 | 452 | 459 | 474 | 483 | 476 | 478 | 479 | 483 | 516 | 527 | 499 | 466 | 11,037 | Monthly Sums. |
| Means. | 15.5 | 15.1 | 15.4 | 14.3 | 13.7 | 13.7 | 13.9 | 13.6 | 12.7 | 13.3 | 13.7 | 14.4 | 14.6 | 14.8 | 15.3 | 15.6 | 15.4 | 15.5 | 15.5 | 15.6 | 16.6 | 17.0 | 16.1 | 15.0 | 14.8 | Means. |

(23)

SEPTEMBER.

P. M.

A. M.

P. M.

| Date. | 11-12 | 12-1 | 1-2 | 2-3 | 3-4 | 4-5 | 5-6 | 6-7 | 7-8 | 8-9 | 9-10 | 10-11 | 11-12 | 12-1 | 1-2 | 2-3 | 3-4 | 4-5 | 5-6 | 6-7 | 7-8 | 8-9 | 9-10 | 10-11 | Total. | Date. |
|-------|-------|------|-----|-----|-----|-----|------------|-----|-----|-----|------|-------|------------|------|-----|-----|-----|-----|-----|-----|------------|-----|------|-------|--------|-------|
| 1. | 14 | 17 | 13 | 13 | 16 | 15 | 17 | 16 | 16 | 16 | 25 | 24 | 27 | 23 | 22 | 20 | 17 | 16 | 11 | 18 | 16 | 17 | 14 | 13 | 416 | 1. |
| 2. | 14 | 13 | 14 | 18 | 18 | 17 | 15 | 11 | 8 | 6 | 6 | 3 | 3 | 6 | 6 | 8 | 6 | 4 | 8 | 10 | 17 | 15 | 15 | 15 | 256 | 2. |
| 3. | 15 | 14 | 12 | 17 | 15 | 14 | 17 | 15 | 17 | 18 | 18 | 17 | 15 | 17 | 15 | 13 | 12 | 15 | 16 | 13 | 13 | 16 | 16 | 14 | 364 | 3. |
| 4. | 13 | 14 | 13 | 17 | 17 | 15 | 16 | 17 | 17 | 15 | 16 | 16 | 16 | 17 | 17 | 16 | 16 | 14 | 13 | 14 | 15 | 12 | 10 | 8 | 354 | 4. |
| 5. | 9 | 10 | 8 | 10 | 11 | 10 | 9 | 9 | 8 | 10 | 9 | 9 | 10 | 8 | 7 | 7 | 7 | 6 | 8 | 10 | 8 | 6 | 4 | 4 | 197 | 5. |
| 6. | 5 | 4 | 5 | 5 | 5 | 5 | 7 | 6 | 4 | 5 | 6 | 4 | 9 | 10 | 9 | 10 | 13 | 15 | 14 | 16 | 16 | 15 | 12 | 12 | 212 | 6. |
| 7. | 12 | 12 | 10 | 10 | 8 | 7 | 6 | 6 | 5 | 6 | 8 | 10 | 14 | 14 | 14 | 16 | 18 | 19 | 19 | 16 | 17 | 17 | 15 | 15 | 294 | 7. |
| 8. | 16 | 16 | 15 | 15 | 13 | 17 | 18 | 17 | 19 | 20 | 17 | 17 | 22 | 23 | 24 | 24 | 23 | 24 | 20 | 22 | 20 | 21 | 20 | 20 | 463 | 8. |
| 9. | 20 | 22 | 23 | 19 | 15 | 14 | 16 | 16 | 16 | 13 | 15 | 17 | 17 | 16 | 18 | 20 | 16 | 19 | 20 | 15 | 16 | 12 | 11 | 7 | 393 | 9. |
| 10. | 10 | 5 | 9 | 16 | 21 | 24 | 21 | 18 | 15 | 14 | 14 | 10 | 9 | 6 | 6 | 6 | 4 | 6 | 6 | 3 | 4 | 1 | 2 | 6 | 236 | 10. |
| Sums. | 128 | 127 | 122 | 140 | 139 | 138 | 142 | 131 | 125 | 123 | 134 | 127 | 142 | 140 | 138 | 140 | 132 | 138 | 135 | 137 | 142 | 132 | 119 | 114 | 3,185 | Sums. |

24

| | | | | | | | | | | | | | | | | | | | | | | | | | | |
|-------|-----|-----|-----|-----|-----|-----|-----|-----|-----|-----|-----|-----|-----|-----|-----|------------|-----|-----|-----|-----|-----|-----|-----|-----|-------|-------|
| 11. | 7 | 9 | 14 | 12 | 10 | 12 | 15 | 17 | 15 | 14 | 13 | 25 | 25 | 24 | 21 | 21 | 19 | 14 | 14 | 16 | 17 | 20 | 21 | 18 | 393 | 11. |
| 12. | 14 | 7 | 6 | 3 | 4 | 8 | 12 | 19 | 19 | 21 | 25 | 26 | 24 | 32 | 35 | 30 | 32 | 30 | 33 | 34 | 35 | 35 | 33 | 30 | 547 | 12. |
| 13. | 21 | 22 | 11 | 12 | 14 | 12 | 16 | 13 | 17 | 19 | 16 | 17 | 19 | 22 | 21 | 23 | 25 | 24 | 25 | 17 | 19 | 17 | 12 | 8 | 422 | 13. |
| 14. | 2 | 3 | 3 | 7 | 15 | 21 | 25 | 28 | 27 | 25 | 28 | 32 | 29 | 32 | 34 | 30 | 29 | 24 | 27 | 24 | 27 | 23 | 21 | 20 | 536 | 14. |
| 15. | 18 | 16 | 15 | 14 | 14 | 13 | 14 | 9 | 7 | 8 | 10 | 12 | 17 | 20 | 20 | 20 | 20 | 16 | 18 | 19 | 20 | 20 | 19 | 17 | 376 | 15. |
| 16. | 18 | 17 | 14 | 16 | 16 | 16 | 18 | 14 | 15 | 17 | 17 | 16 | 17 | 14 | 10 | 11 | 11 | 14 | 17 | 17 | 22 | 22 | 24 | 20 | 393 | 16. |
| 17. | 17 | 17 | 16 | 17 | 14 | 16 | 19 | 20 | 18 | 14 | 18 | 17 | 22 | 24 | 25 | 26 | 23 | 29 | 26 | 20 | 17 | 20 | 20 | 18 | 473 | 17. |
| 18. | 14 | 15 | 18 | 23 | 21 | 28 | 30 | 30 | 34 | 29 | 21 | 21 | 18 | 18 | 21 | 19 | 15 | 8 | 9 | 10 | 9 | 7 | 6 | 5 | 429 | 18. |
| 19. | 6 | 11 | 10 | 6 | 10 | 16 | 19 | 19 | 22 | 27 | 25 | 24 | 22 | 16 | 27 | 35 | 30 | 33 | 35 | 36 | 31 | 32 | 33 | 36 | 561 | 19. |
| 20. | 33 | 35 | 29 | 24 | 23 | 24 | 22 | 23 | 28 | 32 | 28 | 33 | 34 | 29 | 32 | 38 | 33 | 37 | 36 | 20 | 15 | 15 | 16 | 15 | 654 | 20. |
| Sums. | 150 | 152 | 136 | 134 | 141 | 166 | 190 | 192 | 202 | 206 | 201 | 223 | 227 | 231 | 246 | 250 | 237 | 239 | 240 | 213 | 212 | 211 | 205 | 187 | 4,786 | Sums. |

| | | | | | | | | | | | | | | | | | | | | | | | | | | |
|-------|-----|------------|-----|-----|-----|-----|-----|-----|-----|-----|-----|-----|-----|-----|-----|-----|-----|-----|-----|-----|-----|-----|-----|-----|-------|-------|
| 21. | 16 | 18 | 18 | 19 | 16 | 18 | 19 | 18 | 16 | 15 | 19 | 20 | 25 | 24 | 20 | 23 | 25 | 25 | 14 | 16 | 19 | 20 | 24 | 24 | 471 | 21. |
| 22. | 23 | 22 | 20 | 21 | 21 | 18 | 16 | 11 | 11 | 13 | 12 | 11 | 8 | 9 | 9 | 9 | 9 | 6 | 6 | 7 | 9 | 11 | 13 | 15 | 310 | 22. |
| 23. | 16 | 12 | 11 | 9 | 11 | 16 | 17 | 19 | 14 | 16 | 20 | 25 | 32 | 25 | 22 | 16 | 20 | 20 | 18 | 19 | 18 | 18 | 18 | 16 | 428 | 23. |
| 24. | 14 | 15 | 13 | 13 | 12 | 10 | 8 | 7 | 11 | 11 | 11 | 6 | 7 | 7 | 7 | 8 | 10 | 14 | 14 | 19 | 20 | 19 | 22 | 21 | 299 | 24. |
| 25. | 17 | 22 | 24 | 20 | 20 | 21 | 20 | 22 | 21 | 20 | 16 | 15 | 12 | 12 | 10 | 11 | 12 | 14 | 17 | 19 | 18 | 18 | 21 | 21 | 420 | 25. |
| 26. | 21 | 21 | 22 | 22 | 25 | 23 | 27 | 24 | 24 | 24 | 26 | 31 | 34 | 32 | 28 | 26 | 27 | 29 | 27 | 27 | 29 | 33 | 29 | 27 | 638 | 26. |
| 27. | 25 | 24 | 21 | 18 | 18 | 16 | 17 | 18 | 17 | 13 | 13 | 14 | 15 | 13 | 12 | 14 | 9 | 18 | 23 | 25 | 27 | 21 | 19 | 18 | 428 | 27. |
| 28. | 14 | 17 | 15 | 16 | 13 | 16 | 15 | 13 | 9 | 12 | 11 | 9 | 7 | 12 | 11 | 13 | 6 | 5 | 4 | 5 | 3 | 5 | 9 | 14 | 254 | 28. |
| 29. | 20 | 24 | 26 | 27 | 24 | 22 | 21 | 24 | 22 | 26 | 23 | 21 | 19 | 22 | 13 | 8 | 10 | 8 | 3 | 4 | 8 | 16 | 13 | 9 | 413 | 29. |
| 30. | 6 | 8 | 8 | 10 | 12 | 13 | 11 | 10 | 9 | 7 | 10 | 9 | 9 | 9 | 9 | 12 | 13 | 12 | 11 | 11 | 9 | 9 | 12 | 12 | 241 | 30. |
| Sums. | 172 | 183 | 178 | 175 | 172 | 173 | 171 | 166 | 154 | 157 | 171 | 161 | 168 | 165 | 141 | 140 | 141 | 151 | 137 | 152 | 160 | 170 | 177 | 177 | 3,902 | Sums. |

| | | | | | | | | | | | | | | | | | | | | | | | | | | |
|---------------|------|------|------|------|------|------|------|------|------|------|------|------|-------------|------|------|------|------|------|------|------|------|------|------|------|--------|---------------|
| Monthly Sums. | 450 | 462 | 436 | 449 | 452 | 477 | 503 | 489 | 481 | 486 | 506 | 511 | 537 | 536 | 525 | 530 | 510 | 528 | 512 | 502 | 514 | 513 | 501 | 478 | 11,873 | Monthly Sums. |
| Means. | 15.0 | 15.4 | 14.5 | 15.0 | 15.1 | 15.9 | 16.8 | 16.3 | 16.0 | 16.2 | 16.9 | 17.0 | 17.9 | 17.9 | 17.5 | 17.7 | 17.0 | 17.6 | 17.1 | 16.7 | 17.1 | 17.1 | 16.7 | 15.9 | 16.5 | Means. |

OCTOBER.

P. M.

A. M.

P. M.

| Date. | 11-12 | 12-1 | 1-2 | 2-3 | 3-4 | 4-5 | 5-6 | 6-7 | 7-8 | 8-9 | 9-10 | 10-11 | 11-12 | 12-1 | 1-2 | 2-3 | 3-4 | 4-5 | 5-6 | 6-7 | 7-8 | 8-9 | 9-10 | 10-11 | Total. | Date. |
|-------|-------|------|-----|-----|-----|-----|-----|-----|-----|-----|------|-------|-------|------|-----|-----|-----|-----|-----|-----|-----|-----|------|-------|--------|-------|
| 1. | 13 | 16 | 12 | 10 | 9 | 5 | 7 | 11 | 10 | 14 | 14 | 17 | 15 | 23 | 28 | 32 | 31 | 24 | 33 | 31 | 29 | 27 | 25 | 26 | 462 | 1. |
| 2. | 16 | 16 | 18 | 20 | 16 | 18 | 13 | 13 | 14 | 15 | 14 | 18 | 19 | 21 | 21 | 22 | 20 | 19 | 19 | 17 | 17 | 17 | 14 | 14 | 411 | 2. |
| 3. | 14 | 12 | 8 | 7 | 4 | 1 | 5 | 7 | 8 | 8 | 8 | 8 | 10 | 9 | 10 | 10 | 12 | 12 | 14 | 15 | 14 | 18 | 21 | 25 | 260 | 3. |
| 4. | 21 | 24 | 23 | 19 | 19 | 20 | 17 | 24 | 20 | 15 | 16 | 14 | 18 | 15 | 19 | 17 | 18 | 16 | 14 | 17 | 19 | 19 | 19 | 23 | 446 | 4. |
| 5. | 14 | 11 | 14 | 19 | 22 | 21 | 20 | 21 | 18 | 19 | 24 | 28 | 21 | 20 | 19 | 14 | 13 | 8 | 7 | 6 | 7 | 8 | 6 | 4 | 364 | 5. |
| 6. | 1 | 5 | 3 | 5 | 7 | 15 | 12 | 10 | 6 | 9 | 9 | 5 | 4 | 6 | 6 | 6 | 7 | 8 | 10 | 7 | 5 | 7 | 5 | 9 | 167 | 6. |
| 7. | 14 | 19 | 18 | 21 | 23 | 22 | 21 | 23 | 24 | 25 | 28 | 32 | 29 | 29 | 23 | 23 | 19 | 16 | 15 | 15 | 13 | 10 | 12 | 10 | 484 | 7. |
| 8. | 9 | 9 | 9 | 7 | 9 | 8 | 9 | 7 | 5 | 5 | 6 | 5 | 4 | 4 | 6 | 7 | 8 | 7 | 13 | 17 | 16 | 16 | 22 | 25 | 233 | 8. |
| 9. | 22 | 25 | 19 | 19 | 18 | 18 | 19 | 19 | 19 | 15 | 11 | 9 | 10 | 8 | 8 | 10 | 10 | 9 | 13 | 13 | 16 | 20 | 18 | 16 | 355 | 9. |
| 10. | 19 | 23 | 20 | 19 | 18 | 17 | 15 | 13 | 15 | 16 | 15 | 10 | 10 | 7 | 7 | 6 | 6 | 8 | 8 | 8 | 10 | 13 | 11 | 304 | 10. | |
| Sums. | 143 | 160 | 144 | 146 | 145 | 145 | 138 | 148 | 139 | 141 | 143 | 146 | 140 | 142 | 147 | 147 | 144 | 127 | 146 | 146 | 146 | 142 | 155 | 163 | 3,486 | Sums. |

| | | | | | | | | | | | | | | | | | | | | | | | | | | |
|-------|-----|-----|-----|-----|-----|-----|-----|-----|-----|-----|-----|-----|-----|-----|-----|-----|-----|-----|-----|-----|-----|-----|-----|-----|-------|-------|
| 11. | 11 | 13 | 12 | 16 | 15 | 17 | 16 | 17 | 19 | 16 | 14 | 14 | 15 | 17 | 16 | 20 | 18 | 19 | 18 | 15 | 20 | 18 | 19 | 20 | 395 | 11. |
| 12. | 20 | 22 | 24 | 21 | 23 | 21 | 20 | 18 | 17 | 12 | 12 | 12 | 12 | 14 | 17 | 14 | 17 | 16 | 17 | 22 | 28 | 13 | 21 | 17 | 430 | 12. |
| 13. | 19 | 24 | 27 | 32 | 27 | 21 | 22 | 18 | 20 | 20 | 18 | 19 | 19 | 15 | 12 | 11 | 12 | 10 | 9 | 8 | 9 | 10 | 8 | 8 | 398 | 13. |
| 14. | 8 | 8 | 6 | 9 | 8 | 14 | 17 | 16 | 14 | 13 | 14 | 11 | 13 | 16 | 19 | 20 | 22 | 19 | 23 | 18 | 18 | 18 | 24 | 32 | 380 | 14. |
| 15. | 34 | 35 | 37 | 38 | 36 | 38 | 34 | 26 | 22 | 24 | 24 | 26 | 25 | 27 | 29 | 23 | 28 | 34 | 36 | 36 | 32 | 35 | 32 | 34 | 745 | 15. |
| 16. | 33 | 27 | 36 | 27 | 26 | 30 | 36 | 28 | 30 | 38 | 38 | 40 | 40 | 40 | 31 | 31 | 28 | 28 | 20 | 18 | 22 | 23 | 24 | 23 | 717 | 16. |
| 17. | 23 | 19 | 18 | 12 | 10 | 12 | 7 | 8 | 4 | 4 | 5 | 8 | 10 | 15 | 15 | 16 | 23 | 23 | 22 | 18 | 19 | 15 | 17 | 19 | 342 | 17. |
| 18. | 21 | 25 | 24 | 26 | 22 | 20 | 22 | 17 | 13 | 10 | 10 | 8 | 12 | 10 | 14 | 15 | 12 | 15 | 11 | 8 | 11 | 14 | 14 | 13 | 367 | 18. |
| 19. | 13 | 13 | 9 | 8 | 7 | 10 | 10 | 11 | 12 | 11 | 7 | 9 | 9 | 10 | 10 | 8 | 7 | 9 | 15 | 18 | 19 | 19 | 15 | 16 | 275 | 19. |
| 20. | 17 | 16 | 15 | 15 | 15 | 15 | 15 | 17 | 18 | 11 | 13 | 15 | 15 | 18 | 17 | 18 | 19 | 18 | 20 | 20 | 23 | 23 | 22 | 23 | 418 | 20. |
| Sums. | 199 | 202 | 208 | 204 | 189 | 198 | 199 | 176 | 169 | 159 | 155 | 162 | 170 | 182 | 180 | 176 | 186 | 191 | 191 | 181 | 201 | 188 | 196 | 205 | 4,467 | Sums. |

| | | | | | | | | | | | | | | | | | | | | | | | | | | |
|-------|-----|-----|-----|-----|-----|-----|-----|-----|-----|-----|-----|-----|-----|-----|-----|-----|-----|-----|-----|-----|-----|-----|-----|-----|-------|-------|
| 21. | 24 | 25 | 24 | 28 | 22 | 23 | 26 | 29 | 26 | 29 | 29 | 28 | 26 | 31 | 31 | 34 | 30 | 30 | 25 | 20 | 17 | 18 | 17 | 20 | 612 | 21. |
| 22. | 22 | 17 | 14 | 7 | 9 | 9 | 8 | 9 | 9 | 9 | 12 | 16 | 19 | 21 | 23 | 25 | 26 | 24 | 25 | 20 | 27 | 21 | 21 | 26 | 409 | 22. |
| 23. | 26 | 21 | 23 | 22 | 24 | 24 | 24 | 20 | 19 | 27 | 25 | 22 | 19 | 17 | 17 | 17 | 13 | 8 | 7 | 9 | 10 | 7 | 14 | 19 | 434 | 23. |
| 24. | 20 | 19 | 18 | 18 | 17 | 16 | 17 | 18 | 16 | 17 | 20 | 19 | 16 | 16 | 14 | 14 | 12 | 12 | 11 | 10 | 13 | 14 | 17 | 19 | 383 | 24. |
| 25. | 19 | 19 | 17 | 14 | 12 | 13 | 14 | 15 | 20 | 21 | 21 | 27 | 27 | 25 | 25 | 22 | 18 | 23 | 13 | 14 | 16 | 16 | 18 | 18 | 437 | 25. |
| 26. | 17 | 16 | 17 | 14 | 13 | 10 | 9 | 10 | 15 | 21 | 26 | 19 | 24 | 21 | 25 | 23 | 23 | 23 | 21 | 20 | 18 | 20 | 17 | 22 | 444 | 26. |
| 27. | 23 | 26 | 23 | 22 | 20 | 23 | 25 | 23 | 23 | 24 | 25 | 29 | 26 | 27 | 32 | 35 | 33 | 32 | 32 | 26 | 30 | 31 | 29 | 27 | 646 | 27. |
| 28. | 25 | 27 | 26 | 24 | 28 | 25 | 24 | 19 | 18 | 17 | 19 | 24 | 21 | 21 | 21 | 21 | 21 | 21 | 23 | 28 | 24 | 22 | 23 | 24 | 546 | 28. |
| 29. | 25 | 26 | 27 | 22 | 23 | 24 | 26 | 30 | 28 | 33 | 31 | 33 | 31 | 30 | 32 | 31 | 33 | 36 | 31 | 33 | 30 | 32 | 31 | 34 | 732 | 29. |
| 30. | 35 | 32 | 38 | 36 | 34 | 35 | 37 | 33 | 37 | 25 | 28 | 30 | 28 | 29 | 24 | 29 | 30 | 24 | 25 | 32 | 34 | 33 | 35 | 37 | 760 | 30. |
| 31. | 35 | 43 | 41 | 40 | 25 | 22 | 19 | 23 | 23 | 20 | 17 | 17 | 18 | 19 | 20 | 17 | 19 | 21 | 22 | 18 | 17 | 21 | 22 | 561 | 31. | |
| Sums. | 271 | 271 | 268 | 247 | 227 | 224 | 229 | 229 | 234 | 243 | 253 | 264 | 255 | 257 | 264 | 268 | 258 | 244 | 235 | 240 | 234 | 235 | 246 | 268 | 5,964 | Sums. |

| | | | | | | | | | | | | | | | | | | | | | | | | | | |
|---------------|------|------|------|------|------|------|------|------|------|------|------|------|------|------|------|------|------|------|------|------|------|------|------|------|--------|---------------|
| Monthly Sums. | 613 | 633 | 620 | 597 | 561 | 567 | 566 | 553 | 542 | 543 | 551 | 572 | 565 | 581 | 591 | 591 | 588 | 562 | 572 | 567 | 581 | 565 | 597 | 636 | 13,917 | Monthly Sums. |
| Means. | 19.8 | 20.4 | 20.0 | 19.3 | 18.1 | 18.3 | 18.3 | 17.8 | 17.5 | 17.5 | 17.8 | 18.4 | 18.2 | 18.8 | 19.1 | 19.1 | 19.0 | 18.1 | 18.4 | 18.3 | 18.8 | 18.2 | 19.3 | 20.5 | 18.7 | Means. |

22

P. M.

A. M.

NOVEMBER.

P. M.

| Date. | 11-12 | 12-1 | 1-2 | 2-3 | 3-4 | 4-5 | 5-6 | 6-7 | 7-8 | 8-9 | 9-10 | 10-11 | 11-12 | 12-1 | 1-2 | 2-3 | 3-4 | 4-5 | 5-6 | 6-7 | 7-8 | 8-9 | 9-10 | 10-11 | Total. | Date. |
|-------|-------|------|-----|-----|-----|-----|-----|-----|-----|-----|------|-------|-------|------------|-----|-----|-----|-----|-----|-----|-----|-----|------|-------|--------|-------|
| 1. | 20 | 22 | 19 | 21 | 19 | 18 | 21 | 17 | 16 | 18 | 17 | 11 | 12 | 8 | 3 | 2 | 1 | 3 | 2 | 3 | 6 | 8 | 10 | 13 | 290 | 1. |
| 2. | 19 | 19 | 19 | 19 | 20 | 17 | 19 | 15 | 16 | 12 | 12 | 8 | 7 | 5 | 3 | 2 | 8 | 8 | 8 | 9 | 10 | 13 | 13 | 14 | 293 | 2. |
| 3. | 15 | 16 | 14 | 15 | 15 | 12 | 15 | 15 | 16 | 15 | 16 | 18 | 17 | 18 | 17 | 18 | 22 | 22 | 24 | 21 | 17 | 17 | 18 | 21 | 414 | 3. |
| 4. | 22 | 24 | 26 | 29 | 27 | 24 | 21 | 21 | 24 | 24 | 37 | 31 | 36 | 35 | 30 | 36 | 34 | 29 | 33 | 26 | 30 | 20 | 16 | 15 | 650 | 4. |
| 5. | 14 | 18 | 16 | 13 | 9 | 9 | 8 | 7 | 9 | 14 | 14 | 14 | 17 | 21 | 25 | 23 | 28 | 23 | 25 | 27 | 30 | 26 | 26 | 25 | 441 | 5. |
| 6. | 21 | 23 | 23 | 21 | 14 | 18 | 17 | 17 | 20 | 20 | 21 | 20 | 21 | 25 | 21 | 27 | 31 | 33 | 28 | 19 | 21 | 21 | 22 | 16 | 520 | 6. |
| 7. | 14 | 19 | 17 | 27 | 42 | 39 | 34 | 43 | 39 | 45 | 50 | 47 | 47 | 49 | 42 | 40 | 34 | 27 | 27 | 28 | 24 | 26 | 27 | 17 | 804 | 7. |
| 8. | 18 | 19 | 19 | 20 | 20 | 23 | 25 | 23 | 21 | 23 | 22 | 26 | 31 | 27 | 28 | 27 | 21 | 21 | 23 | 21 | 21 | 20 | 20 | 23 | 542 | 8. |
| 9. | 23 | 26 | 22 | 20 | 22 | 20 | 19 | 20 | 20 | 20 | 21 | 22 | 24 | 27 | 21 | 17 | 17 | 14 | 20 | 20 | 17 | 19 | 19 | 19 | 489 | 9. |
| 10. | 17 | 13 | 14 | 11 | 10 | 12 | 17 | 16 | 16 | 17 | 15 | 15 | 18 | 18 | 15 | 8 | 3 | 7 | 6 | 6 | 7 | 11 | 13 | 12 | 297 | 10. |
| Sums. | 183 | 199 | 189 | 196 | 198 | 192 | 196 | 194 | 197 | 208 | 225 | 212 | 230 | 233 | 205 | 200 | 199 | 187 | 196 | 180 | 183 | 181 | 184 | 175 | 4,740 | Sums. |

(26)

| | | | | | | | | | | | | | | | | | | | | | | | | | | |
|-------|-----|-----|-----|-----|-----|-----|-----|-----|-----|-----|-----|-----|-----|-----|-----|------------|-----|-----|-----|-----|-----|-----|-----|-----|-------|-------|
| 11. | 15 | 16 | 11 | 11 | 12 | 13 | 11 | 10 | 13 | 11 | 8 | 8 | 9 | 13 | 14 | 14 | 11 | 18 | 17 | 14 | 17 | 18 | 13 | 16 | 313 | 11. |
| 12. | 16 | 18 | 21 | 22 | 19 | 16 | 18 | 19 | 16 | 11 | 10 | 5 | 6 | 3 | 4 | 7 | 11 | 10 | 14 | 14 | 18 | 17 | 18 | 27 | 337 | 12. |
| 13. | 28 | 38 | 38 | 41 | 40 | 44 | 49 | 36 | 30 | 36 | 32 | 34 | 36 | 27 | 20 | 23 | 20 | 17 | 23 | 22 | 26 | 25 | 28 | 28 | 741 | 13. |
| 14. | 25 | 31 | 32 | 31 | 37 | 35 | 37 | 37 | 34 | 37 | 41 | 37 | 41 | 41 | 42 | 47 | 41 | 40 | 33 | 29 | 22 | 23 | 23 | 22 | 818 | 14. |
| 15. | 25 | 30 | 29 | 29 | 30 | 25 | 27 | 29 | 23 | 24 | 29 | 26 | 27 | 27 | 31 | 33 | 21 | 19 | 25 | 24 | 23 | 21 | 19 | 21 | 613 | 15. |
| 16. | 23 | 20 | 27 | 22 | 22 | 19 | 19 | 16 | 14 | 22 | 24 | 18 | 15 | 16 | 17 | 16 | 15 | 11 | 15 | 18 | 14 | 10 | 6 | 3 | 402 | 16. |
| 17. | 2 | 6 | 10 | 13 | 13 | 12 | 12 | 11 | 15 | 14 | 18 | 19 | 16 | 17 | 21 | 20 | 16 | 20 | 21 | 20 | 22 | 22 | 21 | 28 | 385 | 17. |
| 18. | 29 | 32 | 30 | 34 | 40 | 44 | 50 | 49 | 53 | 49 | 60 | 60 | 60 | 69 | 64 | 57 | 39 | 29 | 20 | 22 | 32 | 36 | 40 | 35 | 1,013 | 18. |
| 19. | 35 | 34 | 31 | 29 | 32 | 27 | 33 | 31 | 33 | 34 | 41 | 44 | 41 | 36 | 44 | 42 | 39 | 43 | 39 | 39 | 26 | 23 | 37 | 40 | 853 | 19. |
| 20. | 37 | 29 | 30 | 36 | 28 | 29 | 21 | 23 | 25 | 27 | 25 | 23 | 21 | 22 | 23 | 24 | 19 | 17 | 12 | 8 | 6 | 8 | 10 | 12 | 493 | 20. |
| Sums. | 235 | 244 | 259 | 268 | 273 | 260 | 271 | 262 | 252 | 269 | 277 | 274 | 268 | 271 | 280 | 283 | 232 | 224 | 219 | 210 | 196 | 193 | 215 | 232 | 5,968 | Sums. |

| | | | | | | | | | | | | | | | | | | | | | | | | | | |
|-------|-----|-----|-----|-----|-----|-----|-----|-----|-----|-----|-----|-----|-----|-----|-----|------------|-----|-----|-----|-----|-----|-----|-----|-----|-------|-------|
| 21. | 18 | 20 | 19 | 20 | 21 | 19 | 18 | 20 | 20 | 17 | 24 | 24 | 27 | 29 | 25 | 25 | 28 | 23 | 24 | 23 | 13 | 8 | 8 | 10 | 483 | 21. |
| 22. | 11 | 16 | 17 | 13 | 17 | 21 | 21 | 23 | 23 | 22 | 17 | 19 | 19 | 19 | 17 | 18 | 16 | 13 | 10 | 7 | 12 | 14 | 11 | 10 | 386 | 22. |
| 23. | 10 | 9 | 11 | 18 | 20 | 22 | 23 | 31 | 30 | 32 | 33 | 33 | 32 | 30 | 30 | 31 | 32 | 24 | 24 | 28 | 32 | 33 | 30 | 33 | 631 | 23. |
| 24. | 37 | 34 | 41 | 42 | 42 | 38 | 27 | 20 | 20 | 23 | 26 | 27 | 32 | 29 | 35 | 37 | 27 | 28 | 27 | 25 | 22 | 18 | 13 | 17 | 687 | 24. |
| 25. | 16 | 20 | 16 | 17 | 12 | 11 | 11 | 9 | 6 | 4 | 5 | 4 | 6 | 12 | 12 | 12 | 18 | 23 | 27 | 33 | 30 | 16 | 25 | 22 | 367 | 25. |
| 26. | 7 | 30 | 36 | 41 | 34 | 31 | 27 | 25 | 30 | 29 | 33 | 34 | 31 | 30 | 28 | 30 | 26 | 20 | 22 | 20 | 21 | 17 | 16 | 17 | 635 | 26. |
| 27. | 20 | 19 | 18 | 17 | 15 | 15 | 12 | 9 | 7 | 7 | 6 | 6 | 12 | 16 | 18 | 18 | 14 | 10 | 7 | 11 | 14 | 16 | 15 | 12 | 314 | 27. |
| 28. | 8 | 10 | 10 | 9 | 9 | 10 | 12 | 16 | 17 | 14 | 14 | 17 | 19 | 22 | 21 | 17 | 15 | 16 | 20 | 19 | 20 | 21 | 20 | 20 | 377 | 28. |
| 29. | 17 | 17 | 17 | 17 | 17 | 17 | 20 | 23 | 25 | 25 | 24 | 29 | 28 | 30 | 31 | 35 | 29 | 24 | 20 | 24 | 20 | 21 | 23 | 22 | 555 | 29. |
| 30. | 21 | 21 | 19 | 15 | 11 | 8 | 5 | 3 | 3 | 6 | 7 | 5 | 9 | 6 | 11 | 13 | 18 | 20 | 21 | 21 | 22 | 17 | 15 | 16 | 313 | 30. |
| Sums. | 165 | 196 | 204 | 209 | 198 | 192 | 176 | 179 | 181 | 179 | 189 | 198 | 215 | 223 | 228 | 236 | 223 | 201 | 202 | 211 | 206 | 181 | 176 | 179 | 4,748 | Sums. |

| | | | | | | | | | | | | | | | | | | | | | | | | | | |
|---------------|------|------|------|------|------|------|------|------|------|------|------|------|------|-------------|------|------|------|------|------|------|------|------|------|------|--------|---------------|
| Monthly Sums. | 583 | 639 | 652 | 673 | 669 | 644 | 643 | 635 | 630 | 656 | 691 | 684 | 713 | 727 | 713 | 619 | 654 | 612 | 617 | 601 | 585 | 555 | 575 | 586 | 15,456 | Monthly Sums. |
| Means. | 19.4 | 21.3 | 21.7 | 22.4 | 22.3 | 21.5 | 21.4 | 21.2 | 21.0 | 21.9 | 23.0 | 22.8 | 23.8 | 24.2 | 23.8 | 20.6 | 21.8 | 20.4 | 20.6 | 20.0 | 19.5 | 18.5 | 19.2 | 19.5 | 21.5 | Means. |

DECEMBER.

P. M.

A. M.

P. M.

| Date. | 11-12 | 12-1 | 1-2 | 2-3 | 3-4 | 4-5 | 5-6 | 6-7 | 7-8 | 8-9 | 9-10 | 10-11 | 11-12 | 12-1 | 1-2 | 2-3 | 3-4 | 4-5 | 5-6 | 6-7 | 7-8 | 8-9 | 9-10 | 10-11 | Total. | Date. |
|-------|-------|------|-----|-----|-----|-----|-----|-----|-----|-----|------|-------|-------|------|------------|-----|-----|-----|-----|-----|-----|-----|------|-------|--------|-------|
| 1. | 25 | 27 | 37 | 31 | 31 | 36 | 35 | 36 | 30 | 35 | 37 | 32 | 29 | 29 | 29 | 21 | 15 | 17 | 19 | 18 | 19 | 16 | 12 | 11 | 627 | 1. |
| 2. | 7 | 9 | 9 | 13 | 14 | 15 | 16 | 21 | 24 | 31 | 36 | 36 | 41 | 40 | 43 | 41 | 42 | 38 | 38 | 42 | 38 | 41 | 41 | 37 | 713 | 2. |
| 3. | 31 | 36 | 36 | 29 | 36 | 35 | 31 | 30 | 23 | 32 | 34 | 39 | 41 | 46 | 40 | 44 | 43 | 33 | 28 | 24 | 22 | 31 | 30 | 29 | 803 | 3. |
| 4. | 20 | 22 | 20 | 24 | 24 | 27 | 27 | 30 | 25 | 29 | 31 | 21 | 21 | 17 | 17 | 19 | 20 | 18 | 17 | 18 | 19 | 20 | 20 | 16 | 522 | 4. |
| 5. | 17 | 22 | 22 | 21 | 29 | 22 | 18 | 19 | 20 | 22 | 22 | 22 | 23 | 24 | 26 | 24 | 24 | 25 | 31 | 28 | 32 | 34 | 39 | 38 | 603 | 5. |
| 6. | 39 | 40 | 40 | 43 | 40 | 35 | 35 | 28 | 29 | 31 | 31 | 27 | 29 | 33 | 31 | 30 | 29 | 27 | 26 | 27 | 34 | 44 | 41 | 40 | 809 | 6. |
| 7. | 39 | 38 | 30 | 36 | 39 | 43 | 42 | 42 | 47 | 42 | 39 | 33 | 39 | 42 | 46 | 44 | 44 | 44 | 48 | 45 | 47 | 47 | 45 | 44 | 1,005 | 7. |
| 8. | 34 | 27 | 23 | 21 | 25 | 23 | 20 | 20 | 19 | 15 | 16 | 17 | 17 | 20 | 22 | 23 | 28 | 24 | 26 | 23 | 23 | 24 | 19 | 21 | 510 | 8. |
| 9. | 20 | 22 | 21 | 22 | 20 | 17 | 17 | 19 | 21 | 18 | 12 | 12 | 13 | 18 | 16 | 13 | 10 | 10 | 6 | 9 | 8 | 7 | 8 | 10 | 349 | 9. |
| 10. | 11 | 10 | 8 | 7 | 6 | 5 | 8 | 10 | 12 | 14 | 15 | 15 | 16 | 20 | 21 | 20 | 22 | 25 | 28 | 26 | 22 | 24 | 30 | 32 | 404 | 10. |
| Sums. | 243 | 253 | 246 | 247 | 264 | 258 | 249 | 255 | 250 | 269 | 273 | 254 | 269 | 289 | 291 | 279 | 277 | 251 | 267 | 250 | 263 | 288 | 285 | 278 | 6,345 | Sums. |

(27)

| | | | | | | | | | | | | | | | | | | | | | | | | | | |
|-------|-----|-----|-----|-----|-----|-----|-----|------------|-----|-----|-----|-----|-----|-----|-----|-----|-----|-----|-----|-----|-----|-----|-----|-----|-------|-------|
| 11. | 33 | 34 | 26 | 25 | 27 | 25 | 27 | 30 | 25 | 24 | 22 | 22 | 26 | 22 | 19 | 17 | 15 | 18 | 19 | 19 | 20 | 21 | 11 | 10 | 537 | 11. |
| 12. | 11 | 17 | 14 | 13 | 15 | 15 | 18 | 20 | 16 | 17 | 20 | 21 | 18 | 19 | 21 | 22 | 25 | 28 | 25 | 27 | 32 | 28 | 33 | 31 | 506 | 12. |
| 13. | 32 | 32 | 19 | 20 | 25 | 23 | 21 | 21 | 19 | 19 | 19 | 19 | 18 | 14 | 11 | 13 | 21 | 18 | 17 | 12 | 8 | 4 | 5 | 5 | 415 | 13. |
| 14. | 10 | 17 | 21 | 20 | 20 | 19 | 17 | 21 | 23 | 23 | 29 | 34 | 33 | 37 | 32 | 31 | 28 | 26 | 22 | 20 | 19 | 16 | 13 | 14 | 545 | 14. |
| 15. | 16 | 15 | 19 | 24 | 25 | 28 | 25 | 26 | 27 | 28 | 25 | 24 | 22 | 27 | 21 | 17 | 9 | 9 | 10 | 10 | 13 | 17 | 20 | 32 | 489 | 15. |
| 16. | 27 | 34 | 28 | 33 | 29 | 28 | 31 | 32 | 35 | 34 | 34 | 38 | 38 | 38 | 36 | 41 | 34 | 46 | 46 | 37 | 39 | 30 | 26 | 28 | 822 | 16. |
| 17. | 26 | 29 | 25 | 28 | 29 | 26 | 27 | 26 | 25 | 22 | 21 | 19 | 19 | 18 | 18 | 18 | 13 | 16 | 16 | 21 | 23 | 19 | 15 | 19 | 520 | 17. |
| 18. | 18 | 15 | 12 | 8 | 13 | 24 | 31 | 28 | 33 | 29 | 29 | 20 | 19 | 16 | 14 | 13 | 14 | 16 | 15 | 19 | 18 | 26 | 28 | 25 | 483 | 18. |
| 19. | 21 | 24 | 24 | 22 | 21 | 21 | 21 | 19 | 19 | 14 | 6 | 6 | 6 | 10 | 10 | 13 | 12 | 11 | 14 | 14 | 15 | 16 | 11 | 8 | 358 | 19. |
| 20. | 14 | 18 | 19 | 18 | 21 | 14 | 13 | 13 | 14 | 13 | 11 | 13 | 10 | 7 | 12 | 11 | 11 | 11 | 18 | 19 | 21 | 18 | 14 | 16 | 349 | 20. |
| Sums. | 208 | 235 | 207 | 211 | 225 | 223 | 231 | 236 | 236 | 223 | 216 | 216 | 209 | 208 | 194 | 196 | 187 | 196 | 202 | 198 | 208 | 195 | 176 | 188 | 5,024 | Sums. |

| | | | | | | | | | | | | | | | | | | | | | | | | | | |
|-------|-----|-----|-----|-----|-----|-----|-----|-----|-----|-----|-----|-----|-----|-----|------------|-----|-----|-----|-----|-----|-----|-----|-----|-----|-------|-------|
| 21. | 14 | 14 | 15 | 9 | 10 | 9 | 9 | 12 | 16 | 19 | 20 | 22 | 21 | 26 | 29 | 24 | 22 | 24 | 25 | 26 | 30 | 32 | 27 | 22 | 477 | 21. |
| 22. | 20 | 15 | 18 | 18 | 21 | 19 | 19 | 19 | 16 | 13 | 5 | 4 | 4 | 4 | 3 | 2 | 1 | 1 | 1 | 2 | 3 | 5 | 7 | 5 | 225 | 22. |
| 23. | 16 | 14 | 18 | 20 | 23 | 20 | 21 | 20 | 18 | 16 | 13 | 14 | 14 | 17 | 17 | 14 | 11 | 15 | 17 | 16 | 16 | 13 | 14 | 17 | 392 | 23. |
| 24. | 23 | 25 | 25 | 29 | 29 | 31 | 32 | 36 | 38 | 36 | 35 | 38 | 33 | 31 | 32 | 29 | 33 | 32 | 32 | 33 | 32 | 40 | 47 | 32 | 783 | 24. |
| 25. | 34 | 26 | 25 | 34 | 32 | 33 | 30 | 24 | 29 | 31 | 33 | 32 | 39 | 32 | 30 | 33 | 27 | 32 | 28 | 34 | 36 | 30 | 28 | 25 | 737 | 25. |
| 26. | 22 | 19 | 19 | 17 | 15 | 16 | 19 | 20 | 19 | 17 | 12 | 11 | 13 | 17 | 14 | 15 | 18 | 18 | 14 | 12 | 15 | 15 | 14 | 9 | 380 | 26. |
| 27. | 13 | 13 | 8 | 8 | 7 | 3 | 2 | 6 | 10 | 15 | 15 | 22 | 28 | 32 | 30 | 25 | 25 | 27 | 19 | 18 | 20 | 21 | 21 | 30 | 418 | 27. |
| 28. | 24 | 20 | 19 | 14 | 10 | 19 | 23 | 19 | 19 | 20 | 19 | 17 | 17 | 20 | 24 | 20 | 19 | 19 | 16 | 14 | 16 | 16 | 20 | 20 | 444 | 28. |
| 29. | 18 | 18 | 19 | 20 | 15 | 14 | 18 | 13 | 17 | 17 | 25 | 23 | 23 | 22 | 23 | 19 | 19 | 19 | 19 | 20 | 20 | 18 | 15 | 16 | 450 | 29. |
| 30. | 17 | 19 | 19 | 19 | 16 | 20 | 22 | 24 | 29 | 26 | 27 | 26 | 26 | 24 | 28 | 27 | 26 | 28 | 28 | 25 | 26 | 24 | 22 | 21 | 565 | 30. |
| 31. | 19 | 22 | 21 | 21 | 21 | 23 | 22 | 22 | 25 | 23 | 23 | 22 | 21 | 22 | 22 | 22 | 21 | 21 | 21 | 24 | 19 | 20 | 21 | 17 | 514 | 31. |
| Sums. | 220 | 205 | 206 | 209 | 199 | 207 | 217 | 215 | 236 | 233 | 226 | 232 | 239 | 247 | 252 | 230 | 222 | 236 | 217 | 224 | 233 | 234 | 236 | 214 | 5,385 | Sums. |

| | | | | | | | | | | | | | | | | | | | | | | | | | | |
|---------------|------|------|------|------|------|------|------|------|------|------|------|------|------|-------------|------|------|------|------|------|------|------|------|------|------|--------|---------------|
| Monthly Sums. | 671 | 693 | 659 | 666 | 688 | 688 | 697 | 706 | 722 | 725 | 715 | 702 | 717 | 744 | 737 | 705 | 686 | 682 | 689 | 672 | 704 | 717 | 687 | 680 | 16,754 | Monthly Sums. |
| Means. | 21.6 | 22.3 | 21.3 | 21.5 | 22.2 | 22.2 | 22.5 | 22.8 | 23.3 | 23.4 | 23.1 | 22.7 | 23.1 | 24.0 | 23.9 | 22.8 | 22.1 | 22.0 | 22.2 | 21.6 | 22.7 | 23.1 | 22.1 | 21.9 | 22.5 | Means. |

ANNUAL SUMMARY.

P. M.

A. M.

P. M.

| Month. | 11-12 | 12-1 | 1-2 | 2-3 | 3-4 | 4-5 | 5-6 | 6-7 | 7-8 | 8-9 | 9-10 | 10-11 | 11-12 | 12-1 | 1-2 | 2-3 | 3-4 | 4-5 | 5-6 | 6-7 | 7-8 | 8-9 | 9-10 | 10-11 | Totals. | Means. |
|-----------------|-------|-------|-------------|-------|-------|-------------|-------|-------|-------|-------|-------|-------|-------------|-------------|-------|-------------|--------------|-------|-------|-------------|-------|-------------|-------|-------------|--------------|-------------|
| January * | 19.4 | 21.6 | 22.0 | 22.3 | 22.9 | 23.0 | 22.6 | 21.9 | 21.6 | 21.4 | 21.5 | 22.1 | 20.8 | 20.6 | 20.4 | 20.7 | 19.7 | 18.9 | 19.4 | 19.9 | 20.4 | 20.0 | 19.6 | 19.7 | 502.2 | 20.9 |
| February..... | 24.7 | 26.4 | 25.3 | 25.1 | 26.1 | 26.9 | 25.9 | 26.1 | 25.4 | 24.4 | 25.1 | 24.8 | 26.2 | 26.3 | 25.4 | 26.6 | 26.3 | 26.5 | 27.8 | 28.8 | 28.6 | 28.2 | 28.4 | 26.9 | 633.1 | 26.4 |
| March | 21.0 | 21.2 | 21.6 | 21.1 | 21.0 | 20.8 | 21.1 | 21.1 | 21.6 | 22.0 | 23.3 | 21.4 | 22.6 | 24.3 | 24.3 | 24.8 | 25.4 | 24.6 | 23.8 | 23.5 | 23.6 | 23.9 | 22.5 | 21.8 | 542.6 | 22.6 |
| April | 16.5 | 16.7 | 16.6 | 17.3 | 17.3 | 16.8 | 17.6 | 16.6 | 15.5 | 16.7 | 17.0 | 16.9 | 16.5 | 17.8 | 17.5 | 18.9 | 18.5 | 17.8 | 16.6 | 15.4 | 15.2 | 14.1 | 15.3 | 14.7 | 399.1 | 16.6 |
| May | 17.0 | 17.8 | 17.5 | 18.3 | 18.7 | 17.8 | 17.7 | 17.5 | 17.1 | 17.3 | 17.1 | 17.8 | 17.8 | 18.1 | 19.0 | 19.1 | 20.4 | 20.2 | 19.1 | 18.2 | 18.2 | 17.9 | 16.8 | 16.5 | 431.7 | 18.0 |
| (28) June..... | 16.4 | 17.0 | 17.3 | 16.3 | 15.7 | 15.5 | 14.8 | 14.0 | 12.8 | 13.5 | 13.4 | 13.9 | 13.7 | 14.1 | 14.6 | 14.8 | 16.3 | 15.3 | 15.4 | 15.1 | 15.5 | 16.3 | 17.1 | 16.7 | 365.6 | 15.2 |
| July | 15.5 | 15.8 | 15.4 | 15.0 | 14.6 | 14.8 | 13.5 | 13.5 | 12.5 | 11.6 | 11.7 | 12.2 | 12.7 | 13.1 | 13.7 | 15.4 | 16.5 | 16.1 | 16.0 | 15.0 | 15.5 | 16.0 | 16.3 | 15.8 | 348.2 | 14.5 |
| August..... | 15.5 | 15.1 | 15.4 | 14.3 | 13.7 | 13.7 | 13.9 | 13.6 | 12.7 | 13.3 | 13.7 | 14.4 | 14.6 | 14.8 | 15.3 | 15.6 | 15.4 | 15.5 | 15.5 | 15.6 | 16.6 | 17.0 | 16.1 | 15.0 | 356.0 | 14.8 |
| September. ... | 15.0 | 15.4 | 14.5 | 15.0 | 15.1 | 15.9 | 16.8 | 16.3 | 16.0 | 16.2 | 16.9 | 17.0 | 17.9 | 17.9 | 17.5 | 17.7 | 17.0 | 17.6 | 17.1 | 16.7 | 17.1 | 17.1 | 16.7 | 15.9 | 395.8 | 16.5 |
| October | 19.8 | 20.4 | 20.0 | 19.3 | 18.1 | 18.3 | 18.3 | 17.8 | 17.5 | 17.5 | 17.8 | 18.4 | 18.2 | 18.8 | 19.1 | 19.1 | 19.0 | 18.1 | 18.4 | 18.3 | 18.8 | 18.2 | 19.3 | 20.5 | 448.9 | 18.7 |
| November..... | 19.4 | 21.3 | 21.7 | 22.4 | 22.3 | 21.5 | 21.4 | 21.2 | 21.0 | 21.9 | 23.0 | 22.8 | 23.8 | 24.2 | 23.8 | 20.6 | 21.8 | 20.4 | 20.6 | 20.0 | 19.5 | 18.5 | 19.2 | 19.5 | 515.2 | 21.5 |
| December..... | 21.6 | 22.3 | 21.3 | 21.5 | 22.2 | 22.2 | 22.5 | 22.8 | 23.3 | 23.4 | 23.1 | 22.7 | 23.1 | 24.0 | 23.9 | 22.8 | 22.1 | 22.0 | 22.2 | 21.6 | 22.7 | 23.1 | 22.1 | 21.9 | 540.5 | 22.5 |
| Annual Sums.. | 221.8 | 231.0 | 228.6 | 227.9 | 227.8 | 227.2 | 226.1 | 222.4 | 217.0 | 219.2 | 223.6 | 224.4 | 227.9 | 234.0 | 234.5 | 236.1 | 238.4 | 233.0 | 231.9 | 228.1 | 231.5 | 230.3 | 229.4 | 224.9 | 5,478.9 | 228.2 |
| Means | 18.5 | 19.2 | 19.1 | 19.0 | 19.0 | 18.9 | 18.8 | 18.5 | 18.1 | 18.3 | 18.6 | 18.7 | 19.0 | 19.5 | 19.6 | 19.7 | 19.9 | 19.4 | 19.3 | 19.0 | 19.3 | 19.2 | 19.1 | 18.7 | 456.6 | 19.0 |

* Twenty-seven days.

HOURLY VALUES IN INCHES OF MERCURY

[REDUCED TO 32° FAHRENHEIT]

OF THE

ATMOSPHERIC PRESSURE,

FOR

EACH DAY, MONTH, AND THE YEAR 1886,

AS DERIVED FROM THE RECORDS OF THE DRAPER BAROGRAPH.

P. M.

A. M.

JANUARY.

P. M.

| Date. | 12 | 1 | 2 | 3 | 4 | 5 | 6 | 7 | 8 | 9 | 10 | 11 | 12 | 1 | 2 | 3 | 4 | 5 | 6 | 7 | 8 | 9 | 10 | 11 | Date. |
|-------|---------|---------|---------|---------|---------|---------|---------|---------|---------|----------------|---------|---------|---------|---------|---------|---------|---------|---------|---------|---------|---------|----------------|---------|---------|-------|
| 1. | 28.950 | 28.951 | 28.974 | 28.993 | 29.018 | 29.061 | 29.092 | 29.131 | 29.160 | 29.216 | 29.251 | 29.256 | 29.258 | 29.268 | 29.283 | 29.322 | 29.345 | 29.380 | 29.397 | 29.427 | 29.440 | 29.460 | 29.475 | 29.489 | 1. |
| 2. | 29.507 | 29.517 | 29.532 | 29.539 | .549 | .579 | .592 | .621 | .649 | .671 | .674 | .679 | .658 | .671 | .684 | .690 | .702 | .720 | .727 | .722 | .722 | .742 | .738 | .731 | 2. |
| 3. | .735 | .736 | .742 | .753 | .738 | .751 | .760 | .775 | .783 | .778 | .752 | .731 | .731 | .716 | .716 | .719 | .708 | .688 | .711 | .694 | .699 | .697 | .690 | .671 | 3. |
| 4. | .650 | .634 | .628 | .611 | .600 | .575 | .578 | .569 | .570 | .555 | .538 | .515 | .472 | .456 | .427 | .397 | .390 | .353 | .325 | .333 | .312 | .295 | .272 | .214 | 4. |
| 5. | .155 | .130 | .122 | .105 | .050 | .001 | 28.983 | 28.969 | 28.940 | 28.993 | 28.962 | 28.845 | 28.870 | 28.841 | 28.837 | 28.836 | 28.830 | 28.812 | 28.805 | 28.815 | 28.811 | 28.805 | 28.800 | 28.787 | 5. |
| 6. | 28.791 | 28.801 | 28.822 | 28.820 | 28.820 | 28.828 | 28.829 | 28.832 | 28.837 | 28.839 | 28.832 | 28.815 | 28.788 | 28.778 | 28.778 | 28.774 | 28.782 | 28.789 | 28.789 | 28.792 | 28.794 | 28.794 | 28.790 | 28.786 | 6. |
| 7. | 28.812 | 28.811 | 28.820 | 28.817 | 28.818 | 28.826 | 28.835 | 28.853 | 28.863 | 28.895 | 28.913 | 28.900 | 28.900 | 28.881 | 28.888 | 28.907 | 28.921 | 28.960 | 28.972 | 29.005 | 29.014 | 29.040 | 29.065 | 29.071 | 7. |
| 8. | 29.085 | 29.102 | 29.128 | 29.147 | 29.154 | 29.161 | 29.169 | 29.184 | 29.210 | 29.248 | 29.268 | 29.260 | 29.210 | 29.204 | 29.225 | 29.226 | 29.237 | 29.260 | 29.255 | 29.243 | 29.225 | 29.191 | 29.152 | 29.081 | 8. |
| 9. | 29.007 | 28.901 | 28.752 | 28.672 | 28.500 | 28.420 | 28.410 | 28.271 | 28.145 | 28.156 | 28.136 | 28.148 | 28.125 | 28.092 | 28.041 | 28.015 | 28.107 | 28.180 | 28.246 | 28.238 | 28.218 | 28.232 | 28.260 | 28.260 | 9. |
| 10. | 28.266 | 28.267 | 28.304 | 28.328 | 28.343 | 28.368 | 28.396 | 28.437 | 28.467 | 28.510 | 28.516 | 28.530 | 28.534 | 28.552 | 28.582 | 28.612 | 28.645 | 28.667 | 28.723 | 28.743 | 28.777 | 28.795 | 28.820 | 28.849 | 10. |
| Sums. | 290.958 | 290.850 | 290.824 | 290.785 | 290.590 | 290.570 | 290.644 | 290.642 | 290.624 | 290.861 | 290.842 | 290.679 | 290.546 | 290.459 | 290.461 | 290.498 | 290.757 | 290.815 | 290.934 | 291.020 | 291.032 | 291.037 | 291.034 | 290.939 | Sums. |

(30)

| | | | | | | | | | | | | | | | | | | | | | | | | | |
|-------|---------|---------|---------|---------|---------|---------|---------|---------|---------|---------|----------------|---------|---------|---------|---------|---------|---------|---------|---------|---------|---------|---------|---------|----------------|-------|
| 11. | 28.870 | 28.891 | 28.910 | 28.927 | 28.941 | 28.956 | 28.994 | 29.028 | 29.055 | 29.092 | 29.127 | 29.135 | 29.135 | 29.135 | 29.154 | 29.179 | 29.195 | 29.232 | 29.262 | 29.290 | 29.312 | 29.336 | 29.351 | 29.354 | 11. |
| 12. | 29.362 | 29.359 | 29.360 | 29.366 | 29.393 | 29.430 | 29.470 | .501 | .526 | .560 | .577 | .565 | .550 | .552 | .561 | .578 | .594 | .617 | .648 | .674 | .690 | .696 | .705 | .713 | 12. |
| 13. | .716 | .720 | .748 | .763 | .771 | .775 | .790 | .802 | .815 | .838 | .854 | .848 | .836 | .831 | .830 | .833 | .830 | .836 | .853 | .877 | .898 | .902 | .920 | .933 | 13. |
| 14. | .935 | .943 | .950 | .962 | .971 | .993 | 30.005 | 30.035 | 30.048 | 30.084 | 30.083 | 30.050 | 30.040 | 30.017 | 30.013 | 30.009 | 30.011 | 30.018 | 30.022 | 30.039 | 30.038 | 30.031 | 30.027 | 30.017 | 14. |
| 15. | .990 | .980 | .973 | .965 | .945 | .908 | 29.895 | 29.900 | 29.916 | 29.923 | 29.906 | 29.891 | 29.858 | 29.831 | 29.822 | 29.831 | 29.813 | 30.018 | 30.022 | 30.039 | 30.038 | 30.031 | 30.027 | 30.017 | 15. |
| 16. | .716 | .702 | .686 | .673 | .647 | .641 | .623 | .632 | .620 | .619 | .615 | .595 | .552 | .521 | .495 | .486 | .470 | .445 | .425 | .411 | .385 | .340 | .315 | .292 | 16. |
| 17. | .222 | .207 | .185 | .157 | .127 | .113 | .098 | .084 | .073 | .064 | .056 | .050 | .030 | .015 | .002 | .015 | .036 | .036 | .065 | .077 | .083 | .094 | .105 | .108 | 17. |
| 18. | .131 | .133 | .160 | .176 | .202 | .225 | .277 | .304 | .363 | .391 | .410 | .406 | .398 | .386 | .393 | .427 | .450 | .452 | .480 | .511 | .527 | .535 | .545 | .553 | 18. |
| 19. | .555 | .541 | .565 | .560 | .551 | .547 | .546 | .546 | .540 | .510 | .493 | .430 | .378 | .310 | .232 | .181 | .120 | .063 | .012 | .000 | .033 | .094 | .130 | .158 | 19. |
| 20. | .188 | .227 | .274 | .326 | .363 | .400 | .447 | .502 | .549 | .600 | .623 | .624 | .630 | .640 | .645 | .672 | .704 | .720 | .728 | .730 | .737 | .752 | .751 | .743 | 20. |
| Sums. | 294.685 | 294.703 | 294.811 | 294.875 | 294.911 | 294.978 | 295.145 | 295.334 | 295.505 | 295.681 | 295.744 | 295.594 | 295.407 | 295.238 | 295.146 | 295.211 | 295.223 | 295.207 | 295.257 | 295.402 | 295.499 | 295.560 | 295.606 | 295.611 | Sums. |

| | | | | | | | | | | | | | | | | | | | | | | | | | |
|-------|---------|---------|---------|---------|---------|---------|---------|---------|---------|---------|----------------|---------|---------|---------|---------|---------|---------|---------|---------|----------------|---------|---------|---------|---------|-------|
| 21. | 29.713 | 29.673 | 29.665 | 29.645 | 29.630 | 29.590 | 29.570 | 29.552 | 29.545 | 29.530 | 29.523 | 29.483 | 29.420 | 29.345 | 29.342 | 29.332 | 29.332 | 29.319 | 29.318 | 29.310 | 29.301 | 29.282 | 29.267 | 29.271 | 21. |
| 22. | .275 | .280 | .278 | .268 | .277 | .274 | .274 | .276 | .271 | .273 | .268 | .229 | .202 | .180 | .158 | .139 | .139 | .140 | .143 | .140 | .127 | .145 | .114 | .106 | 22. |
| 23. | .101 | .078 | .076 | .080 | .092 | .114 | .155 | .214 | .270 | .327 | .376 | .397 | .410 | .431 | .460 | .499 | .524 | .548 | .610 | .650 | .665 | .681 | .701 | .700 | 23. |
| 24. | .702 | .698 | .709 | .722 | .728 | .737 | .744 | .752 | .760 | .775 | .788 | .762 | .738 | .718 | .713 | .713 | .722 | .734 | .750 | .765 | .763 | .766 | .763 | .762 | 24. |
| 25. | .755 | .744 | .744 | .735 | .734 | .737 | .740 | .747 | .758 | .753 | .750 | .739 | .695 | .662 | .639 | .614 | .604 | .580 | .570 | .550 | .512 | .474 | .444 | .398 | 25. |
| 26. | .375 | .325 | .312 | .301 | .302 | .296 | .310 | .330 | .350 | .380 | .393 | .401 | .399 | .396 | .410 | .436 | .458 | .483 | .508 | .518 | .540 | .558 | .562 | .554 | 26. |
| 27. | .562 | .553 | .552 | .551 | .543 | .547 | .554 | .564 | .550 | .553 | .543 | .526 | .505 | .476 | .463 | .451 | .436 | .425 | .422 | .416 | .414 | .393 | .361 | .334 | 27. |
| 28. | .308 | .284 | .261 | .232 | .217 | .226 | .208 | .204 | .193 | .180 | .176 | .148 | .110 | .070 | .043 | .040 | .040 | .027 | .007 | .000 | 28.989 | 28.965 | 28.948 | 28.941 | 28. |
| 29. | 28.920 | 28.898 | 28.874 | 28.860 | 28.847 | 28.840 | 28.818 | 28.816 | 28.795 | 28.792 | 28.785 | 28.770 | 28.742 | 28.690 | 28.690 | 28.674 | 28.686 | 28.698 | 28.695 | 28.695 | 28.695 | 28.700 | 28.706 | 28.710 | 29. |
| 30. | 28.716 | 28.720 | 28.716 | 28.712 | 28.724 | 28.737 | 28.747 | 28.761 | 28.774 | 28.786 | 28.800 | 28.792 | 28.771 | 28.740 | 28.720 | 28.704 | 28.704 | 28.685 | 28.670 | 28.650 | 28.631 | 28.610 | 28.610 | 28.642 | 30. |
| 31. | 28.653 | 28.703 | 28.740 | 28.788 | 28.832 | 28.886 | 28.918 | 28.956 | 28.992 | 29.026 | 29.052 | 29.062 | 29.050 | 29.037 | 29.039 | 29.047 | 29.055 | 29.061 | 29.075 | 29.094 | 29.095 | 29.092 | 29.089 | 29.099 | 31. |
| Sums. | 322.080 | 321.961 | 321.931 | 321.894 | 321.926 | 321.984 | 322.038 | 322.172 | 322.258 | 322.375 | 322.454 | 322.309 | 322.042 | 321.745 | 321.677 | 321.649 | 321.690 | 321.700 | 321.768 | 321.788 | 321.732 | 321.666 | 321.565 | 321.517 | Sums. |

| | | | | | | | | | | | | | | | | | | | | | | | | | |
|---------------|---------|---------|---------|---------|---------|---------|---------|---------|---------|---------|----------------|---------|---------|---------|---------|---------|---------|---------|---------|---------|----------------|----------------|---------|---------|---------------|
| Monthly Sums. | 907.723 | 907.514 | 907.566 | 907.554 | 907.427 | 907.532 | 907.827 | 908.148 | 908.387 | 908.917 | 909.040 | 908.582 | 907.995 | 907.442 | 907.284 | 907.358 | 907.670 | 907.722 | 907.959 | 908.210 | 908.263 | 908.263 | 908.205 | 908.067 | Monthly Sums. |
| Means. | 29.281 | .274 | .276 | .276 | .272 | .275 | .285 | .295 | .303 | .320 | .324 | .309 | .290 | .272 | .267 | .269 | .280 | .281 | .289 | .297 | .299 | .299 | .297 | .293 | Means. |

P. M.

A. M.

FEBRUARY.

P. M.

| Date. | 12 | 1 | 2 | 3 | 4 | 5 | 6 | 7 | 8 | 9 | 10 | 11 | 12 | 1 | 2 | 3 | 4 | 5 | 6 | 7 | 8 | 9 | 10 | 11 | Date. |
|-------|---------|---------|---------|---------|---------|---------|---------|---------|---------|---------|---------|----------------|---------|---------|---------|---------|---------|---------|---------|---------|---------|----------------|---------|---------|-------|
| 1. | 29.093 | 29.092 | 29.093 | 29.095 | 29.095 | 29.099 | 29.106 | 29.134 | 29.146 | 29.160 | 29.163 | 29.177 | 29.170 | 29.161 | 29.159 | 29.163 | 29.172 | 29.173 | 29.181 | 29.200 | 29.206 | 29.212 | 29.213 | 29.212 | 1. |
| 2. | .217 | .219 | .222 | .220 | .225 | .258 | .279 | .307 | .329 | .360 | .385 | .383 | .382 | .376 | .359 | .364 | .384 | .400 | .415 | .416 | .412 | .412 | .417 | .410 | 2. |
| 3. | .422 | .438 | .456 | .470 | .495 | .504 | .536 | .558 | .567 | .567 | .572 | .570 | .562 | .552 | .531 | .512 | .509 | .502 | .501 | .474 | .462 | .453 | .445 | .417 | 3. |
| 4. | .378 | .346 | .317 | .291 | .294 | .292 | .274 | .273 | .255 | .255 | .234 | .231 | .205 | .182 | .172 | .176 | .178 | .186 | .210 | .215 | .228 | .250 | .269 | .271 | 4. |
| 5. | .286 | .295 | .306 | .320 | .336 | .357 | .378 | .429 | .441 | .470 | .501 | .505 | .494 | .494 | .495 | .503 | .512 | .533 | .549 | .567 | .579 | .579 | .565 | .565 | 5. |
| 6. | .574 | .580 | .586 | .583 | .576 | .580 | .590 | .596 | .604 | .608 | .604 | .598 | .582 | .551 | .533 | .515 | .509 | .504 | .497 | .490 | .494 | .486 | .473 | .469 | 7. |
| 7. | .455 | .434 | .423 | .403 | .405 | .403 | .403 | .405 | .422 | .417 | .416 | .412 | .392 | .370 | .362 | .360 | .354 | .361 | .373 | .380 | .378 | .385 | .373 | .351 | 6. |
| 8. | .348 | .315 | .312 | .302 | .286 | .288 | .276 | .280 | .276 | .275 | .264 | .246 | .204 | .201 | .171 | .174 | .177 | .178 | .187 | .190 | .190 | .205 | .207 | .200 | 8. |
| 9. | .206 | .210 | .216 | .230 | .252 | .275 | .297 | .329 | .350 | .364 | .380 | .397 | .395 | .390 | .386 | .396 | .415 | .432 | .458 | .486 | .513 | .515 | .539 | .556 | 9. |
| 10. | .578 | .585 | .610 | .634 | .659 | .689 | .713 | .733 | .759 | .784 | .816 | .838 | .835 | .836 | .835 | .852 | .869 | .882 | .902 | .926 | .935 | .937 | .940 | .945 | 10. |
| Sums. | 293.557 | 293.514 | 293.541 | 293.548 | 293.613 | 293.745 | 293.852 | 294.044 | 294.149 | 294.260 | 294.335 | 294.357 | 294.221 | 294.113 | 294.003 | 294.015 | 294.079 | 294.151 | 294.273 | 294.344 | 294.397 | 294.434 | 294.411 | 294.396 | Sums. |

| | | | | | | | | | | | | | | | | | | | | | | | | | |
|-------|---------|---------|---------|---------|---------|---------|---------|---------|----------------|---------|---------|---------|---------|---------|---------|---------|---------|---------|---------|---------|---------|---------|---------|---------|-------|
| 11. | 29.938 | 29.947 | 29.952 | 29.950 | 29.958 | 29.949 | 29.953 | 29.961 | 29.966 | 29.969 | 29.967 | 29.955 | 29.932 | 29.900 | 29.884 | 29.880 | 29.870 | 29.870 | 29.853 | 29.854 | 29.820 | 29.787 | 29.764 | 29.748 | 11. |
| 12. | .735 | .707 | .680 | .648 | .610 | .574 | .573 | .542 | .533 | .513 | .501 | .490 | .433 | .409 | .379 | .365 | .340 | .318 | .308 | .292 | .258 | .223 | .219 | .193 | 12. |
| 13. | .167 | .112 | .085 | .040 | .031 | .002 | 28.980 | 28.965 | 28.954 | 28.924 | 28.876 | 28.858 | 28.836 | 28.818 | 28.797 | 28.785 | 28.783 | 28.784 | 28.794 | 28.794 | 28.793 | 28.797 | 28.798 | 28.808 | 13. |
| 14. | 28.831 | 28.862 | 28.897 | 28.914 | 28.950 | 28.988 | 29.029 | 29.064 | 29.091 | 29.111 | 29.131 | 29.147 | 29.137 | 29.133 | 29.131 | 29.130 | 29.141 | 29.143 | 29.142 | 29.151 | 29.153 | 29.157 | 29.161 | 29.165 | 14. |
| 15. | 29.189 | 29.202 | 29.223 | 29.226 | 29.253 | 29.273 | .286 | .326 | .357 | .359 | .334 | .317 | .286 | .257 | .211 | .171 | .164 | .138 | .088 | .037 | .014 | .030 | .031 | .048 | 15. |
| 16. | .085 | .139 | .168 | .200 | .231 | .271 | .303 | .331 | .349 | .359 | .357 | .363 | .355 | .340 | .340 | .344 | .356 | .379 | .442 | .482 | .520 | .531 | .543 | .566 | 16. |
| 17. | .573 | .573 | .592 | .604 | .618 | .641 | .657 | .665 | .675 | .680 | .672 | .668 | .646 | .605 | .576 | .541 | .517 | .496 | .494 | .493 | .476 | .468 | .447 | .417 | 17. |
| 18. | .406 | .388 | .376 | .355 | .350 | .353 | .351 | .356 | .371 | .379 | .385 | .383 | .365 | .342 | .362 | .366 | .381 | .405 | .418 | .433 | .446 | .465 | .472 | .473 | 18. |
| 19. | .472 | .461 | .450 | .428 | .419 | .405 | .383 | .385 | .382 | .362 | .341 | .303 | .240 | .199 | .136 | .116 | .086 | .012 | 28.940 | 28.883 | 28.811 | 28.771 | 28.709 | 28.675 | 19. |
| 20. | 28.660 | 28.650 | 28.645 | 28.629 | 28.616 | 28.613 | 28.596 | 28.600 | 28.603 | 28.596 | 28.588 | 28.573 | 28.536 | 28.518 | 28.522 | 28.524 | 28.554 | 28.588 | 28.628 | 28.683 | 28.729 | 28.771 | 28.839 | 28.888 | 20. |
| Sums. | 293.056 | 293.041 | 293.068 | 292.994 | 293.037 | 293.069 | 293.111 | 293.195 | 293.281 | 293.252 | 293.151 | 293.057 | 292.766 | 292.521 | 292.338 | 292.222 | 292.192 | 292.133 | 292.107 | 292.102 | 292.020 | 292.000 | 291.983 | 291.981 | Sums. |

| | | | | | | | | | | | | | | | | | | | | | | | | | |
|-------|---------|---------|---------|---------|---------|---------|---------|---------|---------|---------|----------------|---------|---------|---------|---------|---------|---------|---------|---------|---------|---------|---------|----------------|---------|-------|
| 21. | 28.928 | 28.968 | 29.004 | 29.037 | 29.083 | 29.115 | 29.177 | 29.224 | 29.241 | 29.237 | 29.283 | 29.226 | 29.200 | 29.181 | 29.171 | 29.171 | 29.171 | 29.170 | 29.176 | 29.182 | 29.186 | 29.190 | 29.191 | 29.194 | 21. |
| 22. | 29.201 | 29.205 | .210 | .212 | .223 | .239 | .267 | .309 | .346 | .366 | .391 | .402 | .400 | .392 | .387 | .380 | .384 | .383 | .388 | .381 | .379 | .375 | .368 | .349 | 22. |
| 23. | .328 | .315 | .279 | .253 | .244 | .239 | .237 | .235 | .236 | .229 | .223 | .214 | .198 | .176 | .169 | .172 | .192 | .230 | .276 | .296 | .334 | .374 | .394 | .415 | 23. |
| 24. | .431 | .457 | .496 | .511 | .553 | .596 | .618 | .669 | .690 | .701 | .700 | .700 | .697 | .682 | .671 | .675 | .672 | .669 | .674 | .684 | .683 | .673 | .674 | .660 | 24. |
| 25. | .618 | .609 | .595 | .566 | .550 | .526 | .506 | .500 | .489 | .441 | .405 | .348 | .275 | .192 | .115 | .032 | 28.931 | 28.895 | 28.849 | 28.791 | 28.717 | 28.643 | 28.596 | 28.552 | 25. |
| 26. | 28.525 | 28.452 | 28.403 | 28.343 | 28.304 | 28.266 | 28.254 | 28.244 | 28.260 | 28.261 | 28.277 | 28.279 | 28.290 | 28.300 | 28.316 | 28.331 | 28.330 | 28.381 | 28.407 | 28.446 | 28.480 | 28.504 | 28.538 | 28.541 | 26. |
| 27. | 28.561 | 28.570 | 28.570 | 28.570 | 28.553 | 28.578 | 28.588 | 28.615 | 28.636 | 28.662 | 28.660 | 28.672 | 28.660 | 28.680 | 28.668 | 28.716 | 28.708 | 28.760 | 28.802 | 28.854 | 28.866 | 28.888 | 28.888 | 28.906 | 27. |
| 28. | 28.896 | 28.903 | 28.882 | 28.889 | 28.878 | 28.880 | 28.881 | 28.857 | 28.876 | 28.911 | 28.909 | 28.923 | 28.904 | 28.886 | 28.902 | 28.931 | 28.935 | 28.973 | 28.980 | 29.012 | 29.024 | 29.040 | 29.043 | 29.061 | 28. |
| Sums. | 232.488 | 232.479 | 232.439 | 232.381 | 232.388 | 232.439 | 232.528 | 232.653 | 232.774 | 232.808 | 232.848 | 232.764 | 232.624 | 232.489 | 332.400 | 232.413 | 232.323 | 232.461 | 232.552 | 232.646 | 232.669 | 232.687 | 232.692 | 232.678 | Sums. |

| | | | | | | | | | | | | | | | | | | | | | | | | | |
|---------------|---------|---------|---------|---------|---------|---------|---------|---------|---------|---------|----------------|---------|---------|---------|---------|---------|---------|---------|---------|---------|---------|----------------|---------|---------|---------------|
| Monthly Sums. | 819.101 | 819.034 | 819.048 | 818.923 | 819.038 | 819.253 | 819.491 | 819.892 | 820.204 | 820.320 | 820.334 | 820.178 | 819.611 | 819.123 | 818.741 | 818.650 | 818.594 | 818.745 | 818.932 | 819.092 | 819.086 | 819.121 | 819.116 | 819.055 | Monthly Sums. |
| Means. | 29.254 | .251 | .252 | .247 | .251 | .259 | .267 | .280 | .293 | .297 | .298 | .292 | .271 | .254 | .241 | .237 | .225 | .241 | .247 | .253 | .253 | .254 | .254 | .252 | Means. |

(31)

MARCH.

P. M.

A. M.

P. M.

| Date. | 12 | 1 | 2 | 3 | 4 | 5 | 6 | 7 | 8 | 9 | 10 | 11 | 12 | 1 | 2 | 3 | 4 | 5 | 6 | 7 | 8 | 9 | 10 | 11 | Date. |
|-------|---------|---------|---------|---------|---------|---------|---------|---------|---------|---------|----------------|---------|---------|---------|---------|---------|---------|---------|---------|---------|---------|---------|----------------|---------|-------|
| 1. | 29.065 | 29.075 | 29.096 | 29.106 | 29.122 | 29.145 | 29.144 | 29.160 | 29.140 | 29.115 | 29.104 | 29.064 | 29.037 | 29.008 | 28.956 | 28.913 | 28.903 | 28.878 | 28.869 | 28.878 | 28.872 | 28.844 | 28.819 | 28.808 | 1. |
| 2. | 28.782 | 28.732 | 28.730 | 28.708 | 28.696 | 28.706 | 28.705 | 28.705 | 28.715 | 28.729 | 28.723 | 28.117 | 28.707 | 28.685 | 28.685 | 28.690 | 28.704 | 28.713 | 28.710 | 28.733 | 28.737 | 28.744 | 28.756 | 28.753 | 2. |
| 3. | 28.765 | 28.767 | 28.768 | 28.776 | 28.790 | 28.812 | 28.844 | 28.872 | 28.885 | 28.918 | 28.929 | 28.952 | 28.950 | 28.959 | 28.968 | 28.982 | 28.982 | 28.992 | 29.016 | 29.029 | 29.045 | 29.057 | 29.067 | 29.074 | 3. |
| 4. | 29.080 | 29.081 | 29.078 | 29.082 | 29.083 | 29.093 | 29.104 | 29.112 | 29.116 | 29.124 | 29.134 | 29.135 | 29.123 | 29.108 | 29.094 | 29.090 | 29.101 | 29.116 | .124 | .134 | .139 | .154 | .157 | .153 | 4. |
| 5. | .150 | .149 | .143 | .145 | .147 | .155 | .155 | .132 | .135 | .122 | .114 | .109 | .103 | .075 | .055 | .051 | .046 | .056 | .066 | .073 | .080 | .090 | .093 | .090 | 5. |
| 6. | .090 | .087 | .085 | .084 | .078 | .085 | .090 | .098 | .094 | .085 | .087 | .074 | .057 | .047 | .025 | .026 | .049 | .062 | .080 | .093 | .102 | .147 | .162 | .170 | 6. |
| 7. | .178 | .183 | .187 | .186 | .191 | .197 | .222 | .242 | .240 | .239 | .244 | .236 | .217 | .200 | .200 | .200 | .203 | .214 | .217 | .231 | .233 | .239 | .235 | .233 | 7. |
| 8. | .133 | .234 | .231 | .225 | .222 | .216 | .212 | .225 | .218 | .213 | .201 | .188 | .177 | .152 | .131 | .118 | .110 | .106 | .110 | .111 | .103 | .095 | .080 | .061 | 8. |
| 9. | .041 | .033 | .013 | .005 | .002 | .001 | .000 | .010 | .023 | .038 | .054 | .072 | .078 | .083 | .108 | .120 | .137 | .147 | .170 | .196 | .205 | .212 | .215 | .228 | 9. |
| 10. | .228 | .231 | .238 | .241 | .239 | .247 | .260 | .283 | .280 | .283 | .284 | .287 | .277 | .244 | .230 | .220 | .210 | .205 | .202 | .204 | .205 | .216 | .216 | .213 | 10. |
| Sums. | 290.612 | 290.572 | 290.570 | 290.558 | 290.570 | 290.654 | 290.736 | 290.836 | 290.846 | 290.866 | 290.874 | 290.834 | 290.726 | 290.561 | 290.452 | 290.410 | 290.445 | 290.489 | 290.564 | 290.685 | 290.721 | 290.798 | 290.801 | 290.783 | Sums. |

| | | | | | | | | | | | | | | | | | | | | | | | | | |
|-------|---------|----------------|---------|---------|---------|---------|---------|---------|---------|----------------|---------|---------|---------|---------|---------|---------|---------|---------|---------|---------|---------|---------|---------|---------|-------|
| 11. | 29.212 | 29.232 | 29.232 | 29.236 | 29.249 | 29.264 | 29.282 | 29.300 | 29.312 | 29.307 | 29.297 | 29.289 | 29.275 | 29.236 | 29.223 | 29.209 | 29.202 | 29.202 | 29.202 | 29.206 | 29.201 | 29.192 | 29.181 | 29.158 | 11. |
| 12. | .147 | .127 | .109 | .086 | .083 | .087 | .073 | .051 | .043 | .014 | 28.974 | 28.956 | 28.911 | 28.866 | 28.832 | 28.780 | 28.758 | 28.737 | 28.736 | 28.738 | 28.738 | 28.737 | 28.747 | 28.743 | 12. |
| 13. | 28.747 | 28.747 | 28.738 | 28.722 | 28.709 | 28.721 | 28.733 | 28.735 | 28.734 | 28.723 | 28.715 | 28.695 | 28.675 | 28.630 | 28.597 | 28.592 | 28.578 | 28.565 | 28.551 | 28.554 | 28.551 | 28.552 | 28.454 | 28.558 | 13. |
| 14. | 28.573 | 28.608 | 28.637 | 28.690 | 28.746 | 28.800 | 28.875 | 28.937 | 28.997 | 29.042 | 29.080 | 29.090 | 29.104 | 29.128 | 29.139 | 29.160 | 29.190 | 29.221 | 29.254 | 29.280 | 29.293 | 29.317 | 29.336 | 29.350 | 14. |
| 15. | 29.364 | 29.379 | 29.382 | 29.383 | 29.389 | 29.400 | 29.417 | 29.433 | 29.436 | .437 | .432 | .414 | .390 | .366 | .343 | .326 | .305 | .309 | .300 | .306 | .313 | .313 | .307 | .287 | 15. |
| 16. | .266 | .261 | .239 | .208 | .197 | .174 | .166 | .152 | .148 | .157 | .116 | .115 | .117 | .102 | .061 | .094 | .155 | .200 | .243 | .282 | .326 | .348 | .371 | .391 | 16. |
| 17. | .394 | .387 | .393 | .403 | .415 | .444 | .471 | .488 | .515 | .528 | .536 | .532 | .537 | .530 | .522 | .514 | .520 | .531 | .535 | .543 | .545 | .550 | .548 | .549 | 17. |
| 18. | .544 | .531 | .514 | .501 | .505 | .502 | .507 | .516 | .519 | .510 | .500 | .479 | .452 | .423 | .401 | .384 | .378 | .388 | .391 | .400 | .411 | .412 | .424 | .423 | 18. |
| 19. | .433 | .440 | .443 | .441 | .445 | .450 | .456 | .464 | .471 | .463 | .462 | .452 | .440 | .425 | .390 | .380 | .376 | .373 | .376 | .369 | .380 | .372 | .377 | .349 | 19. |
| 20. | .342 | .333 | .320 | .282 | .263 | .264 | .279 | .264 | .257 | .254 | .218 | .210 | .198 | .185 | .141 | .149 | .155 | .151 | .161 | .194 | .190 | .179 | .167 | .161 | 20. |
| Sums. | 292.022 | 292.045 | 292.007 | 291.952 | 292.001 | 292.106 | 292.259 | 292.340 | 292.432 | 292.435 | 292.330 | 292.232 | 292.099 | 291.891 | 291.649 | 291.588 | 291.617 | 291.677 | 291.749 | 291.872 | 291.948 | 291.972 | 292.012 | 291.969 | Sums. |

| | | | | | | | | | | | | | | | | | | | | | | | | | |
|-------|---------|---------|---------|---------|---------|---------|---------|---------|---------|----------------|---------|---------|---------|---------|---------|---------|---------|---------|---------|---------|---------|---------|----------------|---------|-------|
| 21. | 29.130 | 29.061 | 29.038 | 29.024 | 28.967 | 28.900 | 28.840 | 28.810 | 28.753 | 28.740 | 28.722 | 28.706 | 28.710 | 28.714 | 28.715 | 28.725 | 28.727 | 28.740 | 28.735 | 28.740 | 28.734 | 28.716 | 28.667 | 28.627 | 21. |
| 22. | 28.606 | 28.650 | 28.603 | 28.588 | 28.574 | 28.584 | 28.591 | 28.593 | 28.600 | 28.610 | 28.610 | 28.612 | 28.610 | 28.594 | 28.590 | 28.592 | 28.602 | 28.607 | 28.614 | 28.620 | 28.636 | 28.645 | 28.667 | 28.681 | 22. |
| 23. | 28.694 | 28.705 | 28.702 | 28.702 | 28.705 | 28.710 | 28.723 | 28.735 | 28.747 | 28.759 | 28.759 | 28.756 | 28.743 | 28.738 | 28.730 | 28.725 | 28.730 | 28.750 | 28.774 | 28.784 | 28.814 | 28.834 | 28.860 | 28.875 | 23. |
| 24. | 28.889 | 28.902 | 28.907 | 28.914 | 28.929 | 28.954 | 28.986 | 29.011 | 29.028 | 29.054 | 29.069 | 29.082 | 29.088 | 29.096 | 29.112 | 29.125 | 29.151 | 29.182 | 29.226 | 29.256 | 29.300 | 29.330 | 29.352 | 29.371 | 24. |
| 25. | 29.391 | 29.396 | 29.410 | 29.416 | 29.435 | 29.431 | 29.423 | .421 | .405 | .407 | .394 | .365 | .327 | .283 | .252 | .228 | .204 | .190 | .167 | .175 | .165 | .167 | .160 | .167 | 25. |
| 26. | .146 | .142 | .145 | .154 | .162 | .170 | .194 | .212 | .219 | .229 | .226 | .226 | .205 | .187 | .182 | .178 | .203 | .215 | .243 | .296 | .333 | .368 | .390 | .412 | 26. |
| 27. | .433 | .442 | .443 | .446 | .460 | .489 | .519 | .530 | .540 | .537 | .534 | .530 | .534 | .520 | .506 | .500 | .503 | .501 | .494 | .490 | .479 | .491 | .477 | .463 | 27. |
| 28. | .466 | .452 | .443 | .435 | .446 | .466 | .483 | .507 | .540 | .583 | .595 | .611 | .630 | .640 | .648 | .657 | .672 | .685 | .693 | .714 | .734 | .762 | .778 | .786 | 28. |
| 29. | .793 | .809 | .773 | .789 | .825 | .813 | .830 | .857 | .843 | .826 | .822 | .825 | .807 | .777 | .734 | .717 | .714 | .710 | .695 | .683 | .656 | .580 | .581 | .556 | 29. |
| 30. | .519 | .483 | .443 | .403 | .373 | .362 | .366 | .378 | .401 | .409 | .413 | .415 | .403 | .380 | .364 | .358 | .340 | .334 | .342 | .352 | .367 | .372 | .378 | .379 | 30. |
| 31. | .380 | .364 | .372 | .351 | .341 | .345 | .351 | .364 | .363 | .363 | .365 | .363 | .351 | .342 | .314 | .302 | .282 | .268 | .266 | .250 | .231 | .207 | .180 | .152 | 31. |
| Sums. | 321.447 | 321.407 | 321.279 | 321.222 | 321.217 | 321.224 | 321.306 | 321.418 | 321.439 | 321.517 | 321.509 | 321.491 | 321.408 | 321.271 | 321.147 | 321.107 | 321.128 | 321.182 | 321.249 | 321.360 | 321.437 | 321.472 | 321.490 | 321.469 | Sums. |

| | | | | | | | | | | | | | | | | | | | | | | | | | |
|---------------|---------|---------|---------|---------|---------|---------|---------|---------|---------|----------------|---------|---------|---------|---------|---------|---------|---------|---------|---------|---------|---------|---------|----------------|---------|---------------|
| Monthly Sums. | 904.081 | 904.024 | 903.855 | 903.732 | 903.788 | 903.984 | 904.301 | 904.594 | 904.717 | 904.818 | 904.713 | 904.557 | 904.235 | 903.723 | 903.248 | 903.107 | 903.190 | 903.348 | 903.562 | 903.917 | 904.106 | 904.242 | 904.303 | 904.221 | Monthly Sums. |
| Means. | 29.164 | .162 | .157 | .153 | .155 | .161 | .171 | .180 | .185 | .188 | .184 | .179 | .169 | .152 | .137 | .132 | .135 | .140 | .147 | .159 | .165 | .169 | .171 | .168 | Means. |

P. M.

A. M.

APRIL.

P. M.

| Date. | 12 | 1 | 2 | 3 | 4 | 5 | 6 | 7 | 8 | 9 | 10 | 11 | 12 | 1 | 2 | 3 | 4 | 5 | 6 | 7 | 8 | 9 | 10 | 11 | Date. |
|-------|---------|---------|---------|---------|---------|---------|---------|---------|---------|----------------|---------|---------|---------|---------|---------|---------|---------|---------|---------|---------|---------|---------|---------|----------------|-------|
| 1. | 29.105 | 29.065 | 29.032 | 29.000 | 29.012 | 29.010 | 29.043 | 29.050 | 29.067 | 29.100 | 29.110 | 29.098 | 29.096 | 29.086 | 29.081 | 29.088 | 29.088 | 29.102 | 29.110 | 29.153 | 29.175 | 29.185 | 29.118 | 29.134 | 1. |
| 2. | .234 | .235 | .230 | .226 | .217 | .228 | .235 | .240 | .241 | .242 | .225 | .215 | .198 | .197 | .190 | .213 | .223 | .249 | .270 | .308 | .343 | .357 | .376 | .383 | 2. |
| 3. | .389 | .403 | .388 | .392 | .404 | .411 | .447 | .455 | .453 | .450 | .442 | .431 | .431 | .417 | .404 | .388 | .379 | .375 | .372 | .395 | .403 | .417 | .423 | .432 | 3. |
| 4. | .431 | .430 | .434 | .435 | .455 | .469 | .471 | .503 | .513 | .512 | .533 | .515 | .521 | .506 | .502 | .496 | .500 | .500 | .508 | .513 | .519 | .523 | .527 | .519 | 4. |
| 5. | .513 | .508 | .522 | .522 | .538 | .545 | .557 | .564 | .563 | .582 | .585 | .595 | .600 | .588 | .571 | .568 | .566 | .562 | .554 | .547 | .540 | .540 | .514 | .514 | 5. |
| 6. | .495 | .453 | .408 | .374 | .364 | .345 | .320 | .303 | .260 | .268 | .226 | .200 | .161 | .095 | .059 | .059 | .059 | .059 | .059 | .059 | .059 | .059 | .059 | .059 | 6. |
| 7. | 28.900 | 28.907 | 28.918 | 28.926 | 28.940 | 28.962 | 28.980 | .000 | .012 | .040 | .061 | .068 | .073 | .094 | .105 | 28.980 | 28.914 | 28.866 | 28.860 | 28.860 | 28.873 | 28.877 | 28.887 | 28.884 | 6. |
| 8. | 29.210 | 29.210 | 29.210 | 29.206 | 29.206 | 29.225 | 29.253 | .265 | .267 | .270 | .272 | .280 | .283 | .288 | .289 | 29.105 | 29.118 | 29.115 | 29.143 | 29.170 | 29.192 | 29.193 | 29.205 | 29.210 | 7. |
| 9. | .403 | .405 | .404 | .407 | .416 | .430 | .444 | .464 | .468 | .470 | .468 | .464 | .445 | .432 | .412 | .290 | .305 | .319 | .334 | .345 | .370 | .386 | .397 | .401 | 8. |
| 10. | .442 | .434 | .429 | .425 | .420 | .425 | .428 | .430 | .430 | .424 | .417 | .400 | .380 | .368 | .360 | .348 | .360 | .400 | .414 | .426 | .429 | .444 | .452 | .445 | 9. |
| Sums. | 293.122 | 293.050 | 292.975 | 292.913 | 292.972 | 293.048 | 293.178 | 293.274 | 293.274 | 293.358 | 293.339 | 293.266 | 293.188 | 293.071 | 292.973 | 292.877 | 292.853 | 292.902 | 293.002 | 293.193 | 293.389 | 293.490 | 293.479 | 293.527 | Sums. |

(33)

| | | | | | | | | | | | | | | | | | | | | | | | | | |
|-------|----------------|---------|---------|---------|---------|---------|---------|---------|---------|----------------|---------|---------|---------|---------|---------|---------|---------|---------|---------|---------|---------|---------|---------|---------|-------|
| 11. | 29.621 | 29.640 | 29.658 | 29.680 | 29.700 | 29.730 | 29.774 | 29.801 | 29.828 | 29.860 | 29.869 | 29.874 | 29.872 | 29.867 | 29.864 | 29.862 | 29.871 | 29.880 | 29.889 | 29.891 | 29.890 | 29.887 | 29.880 | 29.886 | 11. |
| 12. | .888 | .880 | .869 | .864 | .861 | .862 | .866 | .869 | .866 | .858 | .850 | .821 | .790 | .770 | .740 | .720 | .707 | .690 | .683 | .681 | .675 | .674 | .665 | .652 | 12. |
| 13. | .650 | .634 | .614 | .594 | .585 | .590 | .591 | .592 | .585 | .580 | .562 | .545 | .521 | .497 | .476 | .460 | .460 | .456 | .458 | .464 | .473 | .475 | .477 | .477 | 13. |
| 14. | .483 | .477 | .475 | .480 | .498 | .518 | .540 | .552 | .570 | .585 | .587 | .586 | .593 | .593 | .594 | .595 | .594 | .589 | .595 | .595 | .595 | .595 | .595 | .595 | 14. |
| 15. | .598 | .597 | .594 | .594 | .595 | .610 | .636 | .649 | .648 | .648 | .649 | .633 | .618 | .610 | .600 | .600 | .600 | .624 | .645 | .674 | .715 | .742 | .757 | .778 | 15. |
| 16. | .805 | .803 | .805 | .813 | .814 | .834 | .846 | .865 | .875 | .883 | .883 | .880 | .870 | .868 | .848 | .829 | .828 | .826 | .829 | .840 | .854 | .850 | .843 | .840 | 16. |
| 17. | .846 | .845 | .846 | .846 | .850 | .851 | .850 | .857 | .860 | .870 | .865 | .860 | .850 | .840 | .822 | .808 | .794 | .794 | .790 | .798 | .798 | .795 | .790 | .778 | 17. |
| 18. | .780 | .763 | .750 | .740 | .731 | .730 | .734 | .737 | .736 | .736 | .734 | .718 | .699 | .682 | .668 | .650 | .642 | .631 | .634 | .638 | .643 | .638 | .625 | .610 | 18. |
| 19. | .607 | .587 | .569 | .563 | .560 | .567 | .573 | .580 | .578 | .577 | .569 | .557 | .545 | .541 | .536 | .531 | .530 | .529 | .529 | .529 | .533 | .560 | .560 | .560 | 19. |
| 20. | .560 | .558 | .554 | .556 | .559 | .566 | .580 | .600 | .600 | .618 | .630 | .626 | .615 | .611 | .599 | .582 | .570 | .563 | .559 | .548 | .551 | .550 | .548 | .536 | 20. |
| Sums. | 296.838 | 296.784 | 296.734 | 296.730 | 296.853 | 296.858 | 296.990 | 297.102 | 297.146 | 297.215 | 297.198 | 297.100 | 296.973 | 296.879 | 296.747 | 296.637 | 296.596 | 296.582 | 296.611 | 296.658 | 296.727 | 296.766 | 296.740 | 296.712 | Sums. |

| | | | | | | | | | | | | | | | | | | | | | | | | | |
|-------|----------------|---------|---------|---------|---------|---------|---------|---------|---------|----------------|---------|---------|---------|---------|---------|---------|---------|---------|---------|---------|---------|---------|---------|---------|-------|
| 21. | 29.529 | 29.521 | 29.517 | 29.504 | 29.493 | 29.486 | 29.480 | 29.480 | 29.473 | 29.459 | 29.436 | 29.418 | 29.410 | 29.393 | 29.373 | 29.353 | 29.347 | 29.343 | 29.340 | 29.348 | 29.353 | 29.350 | 29.346 | 29.335 | 21. |
| 22. | .334 | .323 | .319 | .320 | .328 | .337 | .353 | .366 | .378 | .385 | .390 | .391 | .390 | .389 | .376 | .361 | .352 | .345 | .341 | .345 | .348 | .345 | .334 | .332 | 22. |
| 23. | .323 | .312 | .310 | .285 | .275 | .266 | .268 | .265 | .260 | .240 | .223 | .189 | .160 | .135 | .116 | .098 | .088 | .085 | .078 | .075 | .078 | .072 | .061 | .053 | 23. |
| 24. | .040 | .020 | .006 | .000 | .007 | .019 | .037 | .049 | .047 | .061 | .083 | .115 | .120 | .128 | .128 | .126 | .134 | .160 | .192 | .210 | .252 | .259 | .282 | .287 | 24. |
| 25. | .293 | .294 | .305 | .317 | .329 | .341 | .368 | .388 | .405 | .414 | .416 | .410 | .390 | .386 | .378 | .350 | .349 | .338 | .340 | .350 | .355 | .355 | .354 | .350 | 25. |
| 26. | .341 | .325 | .320 | .305 | .294 | .296 | .298 | .304 | .310 | .288 | .270 | .245 | .200 | .172 | .144 | .125 | .125 | .130 | .138 | .160 | .182 | .203 | .222 | .241 | 26. |
| 27. | .263 | .262 | .263 | .269 | .285 | .300 | .312 | .323 | .330 | .320 | .300 | .290 | .284 | .274 | .260 | .245 | .221 | .225 | .210 | .230 | .258 | .253 | .235 | .246 | 27. |
| 28. | .243 | .211 | .211 | .205 | .205 | .193 | .187 | .185 | .191 | .197 | .200 | .194 | .193 | .186 | .167 | .170 | .166 | .180 | .183 | .211 | .223 | .230 | .232 | .234 | 28. |
| 29. | .232 | .214 | .210 | .225 | .230 | .240 | .250 | .260 | .262 | .270 | .280 | .289 | .280 | .284 | .282 | .278 | .275 | .277 | .278 | .279 | .287 | .298 | .307 | .313 | 29. |
| 30. | .312 | .307 | .288 | .270 | .260 | .290 | .305 | .315 | .318 | .324 | .330 | .330 | .335 | .330 | .325 | .316 | .317 | .323 | .324 | .325 | .325 | .325 | .320 | .318 | 30. |
| Sums. | 292.910 | 292.789 | 292.749 | 292.700 | 292.706 | 292.768 | 292.858 | 292.935 | 292.974 | 292.958 | 292.928 | 292.871 | 292.762 | 292.677 | 292.549 | 292.422 | 292.374 | 292.406 | 292.424 | 292.533 | 292.661 | 292.690 | 292.693 | 292.709 | Sums. |

| | | | | | | | | | | | | | | | | | | | | | | | | | |
|---------------|---------|---------|---------|---------|---------|---------|---------|---------|---------|----------------|---------|---------|---------|---------|---------|---------|---------|---------|---------|---------|---------|---------|---------|----------------|---------------|
| Monthly Sums. | 882.870 | 882.623 | 882.458 | 882.343 | 882.531 | 882.674 | 883.026 | 883.311 | 883.394 | 883.531 | 883.465 | 883.237 | 882.923 | 882.627 | 882.269 | 881.936 | 881.823 | 881.890 | 882.037 | 882.385 | 882.708 | 882.946 | 882.912 | 882.948 | Monthly Sums. |
| Means. | 29.429 | .421 | .415 | .411 | .418 | .422 | .434 | .444 | .446 | .451 | .449 | .441 | .431 | .421 | .409 | .398 | .394 | .396 | .401 | .413 | .423 | .431 | .430 | .432 | Means. |

P. M.

A. M.

MAY.

P. M.

| Date. | 12 | 1 | 2 | 3 | 4 | 5 | 6 | 7 | 8 | 9 | 10 | 11 | 12 | 1 | 2 | 3 | 4 | 5 | 6 | 7 | 8 | 9 | 10 | 11 | Date. | |
|-------|---------|---------|---------|---------|---------|---------|---------|---------|----------------|---------|---------|---------|---------|---------|---------|---------|---------|---------|---------|---------|---------|---------|---------|----------------|--------|----|
| 1. | 29.314 | 29.304 | 29.293 | 29.286 | 29.280 | 29.270 | 29.293 | 29.296 | 29.300 | 29.303 | 29.300 | 29.290 | 29.274 | 29.262 | 29.250 | 29.237 | 29.236 | 29.236 | 29.247 | 29.243 | 29.242 | 29.248 | 29.235 | 29.230 | 29.230 | 1. |
| 2. | .229 | .214 | .200 | .189 | .190 | .200 | .213 | .230 | .238 | .247 | .258 | .248 | .235 | .238 | .238 | .243 | .244 | .245 | .260 | .257 | .276 | .291 | .300 | .306 | 2. | |
| 3. | .311 | .311 | .312 | .312 | .317 | .335 | .350 | .366 | .381 | .392 | .398 | .381 | .365 | .351 | .340 | .340 | .345 | .340 | .340 | .350 | .355 | .367 | .361 | .366 | 3. | |
| 4. | .350 | .344 | .346 | .339 | .338 | .336 | .334 | .330 | .329 | .329 | .330 | .307 | .276 | .255 | .244 | .233 | .230 | .222 | .227 | .236 | .236 | .232 | .220 | .225 | 4. | |
| 5. | .218 | .190 | .192 | .169 | .155 | .162 | .155 | .160 | .160 | .147 | .134 | .122 | .100 | .087 | .073 | .070 | .063 | .085 | .130 | .132 | .133 | .100 | .125 | .138 | 5. | |
| 6. | .143 | .145 | .150 | .158 | .172 | .178 | .203 | .217 | .218 | .216 | .216 | .213 | .210 | .200 | .199 | .197 | .195 | .200 | .212 | .222 | .231 | .258 | .258 | .258 | 6. | |
| 7. | .261 | .263 | .260 | .256 | .262 | .274 | .280 | .284 | .297 | .296 | .288 | .286 | .280 | .274 | .262 | .260 | .270 | .275 | .282 | .294 | .310 | .306 | .300 | .296 | 7. | |
| 8. | .292 | .275 | .272 | .244 | .222 | .212 | .202 | .175 | .133 | .096 | .082 | .062 | .029 | .010 | .000 | .000 | 28.988 | 28.990 | 28.981 | 28.990 | 28.992 | 28.992 | 28.985 | 28.977 | 8. | |
| 9. | 28.962 | 28.956 | 28.928 | 28.903 | 28.918 | 28.960 | 28.974 | 28.982 | 28.992 | .010 | .018 | .016 | .018 | .020 | .043 | 29.057 | 29.078 | 29.100 | 29.134 | 29.163 | 29.198 | 29.226 | 29.227 | 29.250 | 9. | |
| 10. | 29.283 | 29.295 | 29.300 | 29.313 | 29.333 | 29.358 | 29.388 | 29.398 | 29.400 | .404 | .406 | .385 | .370 | .354 | .348 | .340 | .345 | .347 | .345 | .348 | .368 | .372 | .365 | .369 | 10. | |
| Sums. | 292.363 | 292.297 | 292.253 | 292.169 | 292.187 | 292.285 | 292.392 | 292.438 | 292.448 | 292.440 | 292.430 | 292.310 | 292.157 | 292.051 | 291.997 | 291.965 | 291.996 | 292.031 | 292.167 | 292.235 | 292.341 | 292.392 | 292.376 | 292.415 | Sums. | |

(34)

| | | | | | | | | | | | | | | | | | | | | | | | | | |
|-------|----------------|---------|---------|---------|---------|---------|---------|---------|---------|----------------|---------|---------|---------|---------|---------|---------|---------|---------|---------|---------|---------|---------|---------|---------|-------|
| 11. | 29.362 | 29.338 | 29.335 | 29.325 | 29.326 | 29.357 | 29.368 | 29.355 | 29.362 | 29.374 | 29.353 | 29.361 | 29.360 | 29.350 | 29.351 | 29.330 | 29.329 | 29.340 | 29.348 | 29.345 | 29.340 | 29.342 | 29.350 | 29.350 | 11. |
| 12. | .338 | .325 | .336 | .339 | .321 | .336 | .345 | .345 | .357 | .344 | .333 | .336 | .330 | .320 | .310 | .300 | .301 | .298 | .298 | .287 | .300 | .310 | .302 | .276 | 12. |
| 13. | .292 | .270 | .287 | .281 | .278 | .283 | .279 | .287 | .285 | .290 | .290 | .290 | .290 | .260 | .252 | .258 | .257 | .264 | .263 | .268 | .275 | .283 | .285 | .262 | 13. |
| 14. | .270 | .290 | .285 | .285 | .288 | .292 | .290 | .334 | .316 | .354 | .346 | .347 | .350 | .360 | .371 | .370 | .370 | .374 | .370 | .372 | .381 | .388 | .370 | .355 | 14. |
| 15. | .342 | .357 | .352 | .345 | .360 | .351 | .360 | .350 | .350 | .342 | .352 | .338 | .300 | .282 | .255 | .230 | .222 | .228 | .235 | .233 | .216 | .209 | .207 | .185 | 15. |
| 16. | .177 | .145 | .122 | .106 | .100 | .099 | .095 | .090 | .094 | .102 | .109 | .100 | .110 | .105 | .100 | .098 | .096 | .110 | .130 | .152 | .173 | .260 | .265 | .270 | 16. |
| 17. | .289 | .302 | .302 | .320 | .342 | .362 | .390 | .408 | .416 | .413 | .420 | .431 | .430 | .432 | .462 | .467 | .473 | .474 | .492 | .520 | .551 | .572 | .566 | .564 | 17. |
| 18. | .564 | .568 | .571 | .578 | .604 | .620 | .640 | .644 | .647 | .646 | .648 | .640 | .634 | .620 | .606 | .595 | .591 | .583 | .580 | .590 | .600 | .598 | .594 | .592 | 18. |
| 19. | .585 | .575 | .560 | .550 | .549 | .557 | .560 | .560 | .560 | .556 | .550 | .542 | .532 | .521 | .500 | .486 | .466 | .446 | .446 | .443 | .467 | .466 | .436 | .426 | 19. |
| 20. | .417 | .406 | .395 | .376 | .370 | .358 | .351 | .336 | .315 | .296 | .283 | .260 | .231 | .210 | .177 | .150 | .128 | .108 | .157 | .140 | .143 | .148 | .157 | .167 | 20. |
| Sums. | 293 636 | 293.576 | 293.546 | 293.505 | 293.538 | 293.615 | 293.678 | 293.709 | 293 702 | 293.717 | 293.684 | 293.645 | 293.567 | 293.460 | 293.384 | 293.284 | 293.233 | 293.221 | 293.319 | 293.349 | 293.446 | 293.578 | 293.532 | 293.447 | Sums. |

| | | | | | | | | | | | | | | | | | | | | | | | | | |
|------|---------|---------|---------|---------|---------|---------|---------|---------|----------------|---------|---------|---------|---------|---------|---------|---------|---------|---------|---------|---------|---------|----------------|---------|---------|-------|
| 21. | 29.170 | 29.176 | 29.178 | 29.175 | 29.176 | 29.181 | 29.199 | 29.209 | 29.217 | 29.215 | 29.214 | 29.212 | 29.215 | 29.204 | 29.207 | 29.205 | 29.200 | 29.201 | 29.230 | 29.245 | 29.266 | 29.283 | 29.284 | 29.278 | 21. |
| 22. | .278 | .278 | .271 | .258 | .254 | .250 | .232 | .223 | .230 | .206 | .192 | .190 | .174 | .160 | .143 | .128 | .122 | .112 | .118 | .120 | .120 | .123 | .118 | .110 | 22. |
| 23. | .110 | .104 | .092 | .084 | .096 | .103 | .106 | .106 | .104 | .102 | .100 | .094 | .085 | .075 | .071 | .070 | .070 | .068 | .076 | .093 | .102 | .118 | .133 | .134 | 23. |
| 24. | .124 | .113 | .108 | .105 | .095 | .091 | .093 | .081 | .090 | .083 | .077 | .071 | .060 | .044 | .031 | .030 | .030 | .030 | .025 | .011 | .015 | .010 | .003 | 28.995 | 24. |
| 25. | 28.980 | 28.964 | 28.958 | 28.940 | 28.928 | 28.915 | 28.894 | 28.891 | 28.872 | 28.846 | 28.839 | 28.821 | 28.796 | 28.794 | 28.790 | 28.784 | 28.791 | 28.801 | 28.811 | 28.831 | 28.857 | 28.860 | 28.863 | 28.866 | 25. |
| 26. | 28.865 | 28.863 | 28.871 | 28.872 | 28.877 | 28.878 | 28.902 | 28.901 | 28.908 | 28.902 | 28.910 | 28.913 | 28.924 | 28.955 | 28.952 | 28.971 | 28.992 | 28.991 | 28.998 | 29.020 | 29.034 | 29.037 | 29.036 | 29.027 | 26. |
| 27. | 29.028 | 29.026 | 29.023 | 29.024 | 29.027 | 29.037 | 29.048 | 29.056 | 29.054 | 29.055 | 29.047 | 29.037 | 29.030 | 29.020 | 29.005 | 28.982 | 28.961 | 28.951 | 28.950 | 28.941 | 28.930 | 28.930 | 28.932 | 28.928 | 27. |
| 28. | 28.935 | 28.940 | 28.943 | 28.964 | 28.987 | .012 | .028 | .046 | .060 | .073 | .091 | .098 | .089 | .087 | .087 | 29.089 | 29.090 | 29.096 | 29.124 | 29.135 | 29.165 | 29.179 | 29.178 | 29.184 | 28. |
| 29. | 29.193 | 29.197 | 29.198 | 29.206 | 29.212 | .228 | .235 | .255 | .270 | .280 | .285 | .270 | .254 | .235 | .213 | .205 | .198 | .188 | .200 | .202 | .200 | .204 | .204 | .200 | 29. |
| 30. | .185 | .180 | .170 | .160 | .159 | .160 | .165 | .172 | .170 | .165 | .165 | .147 | .132 | .120 | .108 | .092 | .089 | .086 | .115 | .130 | .145 | .156 | .144 | .135 | 30. |
| 31. | .136 | .136 | .136 | .146 | .148 | .194 | .189 | .194 | .212 | .224 | .247 | .250 | .249 | .245 | .241 | .235 | .235 | .250 | .274 | .285 | .296 | .302 | .306 | .334 | 31. |
| m s. | 320.004 | 319.977 | 319.948 | 319.934 | 319.959 | 320.049 | 320.091 | 320.134 | 320.187 | 320.151 | 320.167 | 320.103 | 320.108 | 319.939 | 319.848 | 319.791 | 319.778 | 319.774 | 319.921 | 320.013 | 320.130 | 320.202 | 320.201 | 320.191 | Sums. |

| | | | | | | | | | | | | | | | | | | | | | | | | | |
|---------------|---------|---------|---------|---------|---------|---------|---------|---------|----------------|---------|---------|---------|---------|---------|---------|---------|---------|---------|---------|---------|---------|----------------|---------|---------|---------------|
| Monthly Sums. | 906.003 | 905.850 | 905.747 | 905.608 | 905.682 | 905.949 | 906.161 | 906.281 | 906.337 | 906.308 | 906.281 | 906.058 | 905.832 | 905.450 | 905.229 | 905.040 | 905.007 | 905.026 | 905.407 | 905.598 | 905.917 | 906.170 | 906.109 | 906.053 | Monthly Sums. |
| Means. | 29.226 | .221 | .218 | .213 | .215 | .224 | .231 | .235 | .237 | .236 | .235 | .228 | .220 | .208 | .201 | .195 | .194 | .194 | .207 | .213 | .223 | .231 | .229 | .227 | Means. |

JUNE.

P. M.

A. M.

P. M.

| Date. | 12 | 1 | 2 | 3 | 4 | 5 | 6 | 7 | 8 | 9 | 10 | 11 | 12 | 1 | 2 | 3 | 4 | 5 | 6 | 7 | 8 | 9 | 10 | 11 | Date. |
|-------|----------------|---------|---------|---------|---------|---------|---------|---------|----------------|---------|---------|---------|---------|---------|---------|---------|---------|---------|---------|---------|---------|---------|---------|---------|-------|
| 1. | 29.334 | 29.336 | 29.338 | 29.343 | 29.346 | 29.358 | 29.382 | 29.417 | 29.434 | 29.448 | 29.452 | 29.449 | 29.438 | 29.428 | 29.419 | 29.415 | 29.409 | 29.414 | 29.427 | 29.428 | 29.430 | 29.440 | 29.439 | 29.438 | 1. |
| 2. | .434 | .425 | .415 | .411 | .407 | .416 | .421 | .423 | .425 | .421 | .412 | .400 | .375 | .358 | .345 | .330 | .325 | .312 | .296 | .289 | .285 | .278 | .251 | .253 | 2. |
| 3. | .241 | .222 | .199 | .180 | .174 | .165 | .153 | .147 | .140 | .127 | .128 | .128 | .128 | .120 | .121 | .122 | .137 | .147 | .166 | .185 | .202 | .245 | .245 | .281 | 3. |
| 4. | .295 | .306 | .325 | .341 | .352 | .377 | .392 | .411 | .419 | .423 | .421 | .415 | .412 | .393 | .397 | .380 | .379 | .378 | .381 | .388 | .390 | .394 | .394 | .400 | 4. |
| 5. | .402 | .398 | .390 | .390 | .390 | .392 | .394 | .402 | .402 | .402 | .401 | .395 | .390 | .384 | .377 | .373 | .372 | .371 | .373 | .375 | .383 | .388 | .389 | .386 | 5. |
| 6. | .382 | .375 | .370 | .371 | .385 | .388 | .390 | .408 | .417 | .419 | .421 | .416 | .415 | .414 | .414 | .416 | .415 | .424 | .432 | .438 | .444 | .454 | .456 | .458 | 6. |
| 7. | .461 | .463 | .463 | .464 | .464 | .474 | .474 | .476 | .489 | .494 | .492 | .483 | .460 | .444 | .421 | .400 | .374 | .360 | .350 | .336 | .335 | .330 | .294 | .298 | 7. |
| 8. | .282 | .280 | .290 | .283 | .291 | .300 | .310 | .318 | .320 | .322 | .329 | .331 | .330 | .326 | .312 | .308 | .314 | .322 | .333 | .341 | .354 | .362 | .371 | .372 | 8. |
| 9. | .374 | .369 | .366 | .371 | .371 | .374 | .376 | .370 | .360 | .336 | .325 | .306 | .284 | .256 | .240 | .214 | .196 | .187 | .177 | .167 | .164 | .160 | .148 | .137 | 9. |
| 10. | .113 | .089 | .071 | .050 | .037 | .022 | .014 | .013 | .010 | .004 | .003 | .000 | 28.995 | 28.981 | 28.976 | 28.971 | 28.971 | 28.980 | 28.992 | .010 | .044 | .041 | .042 | .045 | 10. |
| Sums. | 293.318 | 293.263 | 293.227 | 293.204 | 293.217 | 293.266 | 293.306 | 293.385 | 293.416 | 293.396 | 293.384 | 293.323 | 293.227 | 293.104 | 293.022 | 292.929 | 292.892 | 292.895 | 292.927 | 292.957 | 293.031 | 293.092 | 293.039 | 293.068 | Sums. |

(35)

| | | | | | | | | | | | | | | | | | | | | | | | | | |
|-------|---------|---------|---------|---------|---------|---------|---------|---------|---------|---------|----------------|---------|---------|---------|---------|---------|---------|---------|---------|---------|---------|---------|---------|----------------|-------|
| 11. | 29.056 | 29.057 | 29.064 | 29.074 | 29.098 | 29.130 | 29.132 | 29.148 | 29.172 | 29.185 | 29.188 | 29.191 | 29.190 | 29.195 | 29.195 | 29.195 | 29.198 | 29.205 | 29.222 | 29.237 | 29.255 | 29.285 | 29.292 | 29.296 | 11. |
| 12. | .303 | .312 | .312 | .312 | .333 | .355 | .390 | .418 | .430 | .431 | .440 | .448 | .442 | .445 | .443 | .444 | .441 | .442 | .450 | .453 | .455 | .460 | .458 | .463 | 12. |
| 13. | .455 | .450 | .445 | .445 | .445 | .447 | .456 | .472 | .450 | .455 | .454 | .442 | .433 | .418 | .402 | .388 | .390 | .393 | .390 | .393 | .386 | .395 | .404 | .404 | 13. |
| 14. | .403 | .392 | .364 | .358 | .362 | .369 | .378 | .384 | .386 | .394 | .404 | .412 | .410 | .400 | .395 | .380 | .381 | .372 | .375 | .376 | .374 | .361 | .342 | .345 | 14. |
| 15. | .350 | .341 | .332 | .320 | .322 | .343 | .351 | .359 | .355 | .354 | .353 | .353 | .352 | .340 | .327 | .318 | .316 | .313 | .300 | .300 | .300 | .292 | .276 | .276 | 15. |
| 16. | .278 | .278 | .275 | .255 | .248 | .244 | .250 | .254 | .246 | .230 | .222 | .202 | .177 | .148 | .139 | .118 | .102 | .090 | .093 | .092 | .082 | .084 | .078 | .063 | 16. |
| 17. | .063 | .055 | .043 | .028 | .021 | .022 | .019 | .013 | .003 | 28.974 | 28.960 | 28.944 | 28.923 | 28.876 | 28.864 | 28.828 | 28.823 | 28.806 | 28.788 | 28.785 | 28.786 | 28.792 | 28.788 | 28.786 | 17. |
| 18. | 28.797 | 28.806 | 28.818 | 28.823 | 28.846 | 28.874 | 28.917 | 28.928 | 28.956 | 28.976 | 29.000 | 29.006 | 29.050 | 29.059 | 29.070 | 29.088 | 29.111 | 29.143 | 29.172 | 29.200 | 29.232 | 29.262 | 29.273 | 29.292 | 18. |
| 19. | 29.303 | 29.320 | 29.332 | 29.346 | 29.365 | 29.376 | 29.407 | 29.413 | 29.416 | 29.419 | .427 | .433 | .433 | .429 | .428 | .435 | .436 | .429 | .431 | .430 | .431 | .443 | .443 | .451 | 19. |
| 20. | .453 | .463 | .464 | .475 | .488 | .498 | .506 | .516 | .521 | .518 | .521 | .524 | .520 | .505 | .502 | .504 | .511 | .513 | .520 | .525 | .531 | .546 | .554 | .558 | 20. |
| Sums. | 292.461 | 292.474 | 292.449 | 292.436 | 292.528 | 292.659 | 292.806 | 292.905 | 292.935 | 292.936 | 292.969 | 292.955 | 292.930 | 292.815 | 292.765 | 292.698 | 292.709 | 292.706 | 292.741 | 292.791 | 292.832 | 292.928 | 292.924 | 292.934 | Sums. |

| | | | | | | | | | | | | | | | | | | | | | | | | | |
|-------|---------|---------|---------|---------|---------|---------|---------|----------------|---------|---------|---------|---------|---------|---------|---------|---------|---------|---------|---------|---------|---------|---------|----------------|---------|-------|
| 21. | 29.567 | 29.568 | 29.566 | 29.567 | 29.568 | 29.570 | 29.580 | 29.594 | 29.601 | 29.602 | 29.604 | 29.602 | 29.596 | 29.582 | 29.564 | 29.551 | 29.547 | 29.542 | 29.541 | 29.543 | 29.546 | 29.553 | 29.543 | 29.534 | 21. |
| 22. | .530 | .520 | .502 | .489 | .493 | .496 | .493 | .490 | .480 | .472 | .456 | .442 | .423 | .411 | .402 | .385 | .381 | .375 | .376 | .363 | .358 | .370 | .370 | .352 | 22. |
| 23. | .342 | .336 | .315 | .307 | .305 | .304 | .300 | .292 | .290 | .290 | .287 | .283 | .285 | .278 | .267 | .256 | .250 | .256 | .258 | .255 | .259 | .263 | .260 | .252 | 23. |
| 24. | .248 | .242 | .240 | .240 | .241 | .248 | .260 | .263 | .268 | .268 | .268 | .270 | .266 | .267 | .265 | .262 | .264 | .265 | .264 | .265 | .265 | .264 | .259 | .260 | 24. |
| 25. | .251 | .250 | .248 | .237 | .230 | .225 | .233 | .235 | .233 | .232 | .227 | .220 | .205 | .193 | .174 | .163 | .153 | .140 | .157 | .161 | .165 | .171 | .156 | .141 | 25. |
| 26. | .114 | .106 | .096 | .078 | .064 | .088 | .073 | .072 | .070 | .061 | .051 | .041 | .010 | 28.998 | 28.984 | 28.974 | 28.976 | 28.980 | 28.996 | .000 | .005 | .005 | .005 | .004 | 26. |
| 27. | .007 | 28.995 | 28.994 | 28.990 | .001 | .021 | .032 | .041 | .042 | .048 | .048 | .058 | .060 | 29.074 | 29.083 | 29.105 | 29.124 | 29.136 | 29.163 | .180 | .211 | .221 | .228 | .240 | 27. |
| 28. | .242 | 29.251 | 29.256 | 29.264 | .264 | .274 | .280 | .291 | .299 | .307 | .310 | .325 | .326 | .320 | .320 | .314 | .311 | .310 | .332 | .334 | .334 | .341 | .342 | .331 | 28. |
| 29. | .328 | .330 | .318 | .304 | .306 | .303 | .306 | .303 | .292 | .256 | .233 | .208 | .178 | .148 | .125 | .113 | .116 | .112 | .121 | .135 | .149 | .188 | .230 | .260 | 29. |
| 30. | .281 | .303 | .315 | .343 | .353 | .376 | .410 | .409 | .417 | .428 | .436 | .440 | .436 | .436 | .433 | .431 | .429 | .429 | .434 | .441 | .452 | .463 | .478 | .495 | 30. |
| Sums. | 292.910 | 292.901 | 292.850 | 292.819 | 292.825 | 292.905 | 292.933 | 292.991 | 292.985 | 292.953 | 292.912 | 292.885 | 292.789 | 292.707 | 292.617 | 292.554 | 292.551 | 292.545 | 292.642 | 292.677 | 292.744 | 292.839 | 292.871 | 292.869 | Sums. |

| | | | | | | | | | | | | | | | | | | | | | | | | | |
|---------------|---------|---------|---------|---------|---------|---------|---------|---------|----------------|---------|---------|---------|---------|---------|---------|---------|---------|---------|---------|---------|---------|---------|---------|----------------|---------------|
| Monthly Sums. | 878.689 | 878.638 | 878.526 | 878.459 | 878.570 | 878.830 | 879.045 | 879.281 | 879.336 | 879.285 | 879.265 | 879.163 | 878.946 | 878.626 | 878.404 | 878.181 | 878.152 | 878.146 | 878.310 | 878.425 | 878.607 | 878.859 | 878.834 | 878.871 | Monthly Sums. |
| Means. | 29.290 | .288 | .284 | .282 | .286 | .294 | .301 | .309 | .311 | .309 | .308 | .305 | .298 | .287 | .280 | .273 | .272 | .271 | .274 | .281 | .287 | .295 | .294 | .296 | Means. |

P. M.

A. M.

JULY.

P. M.

| Date. | 12 | 1 | 2 | 3 | 4 | 5 | 6 | 7 | 8 | 9 | 10 | 11 | 12 | 1 | 2 | 3 | 4 | 5 | 6 | 7 | 8 | 9 | 10 | 11 | Date. |
|-------|----------------|---------|---------|---------|---------|---------|---------|----------------|---------|---------|---------|---------|---------|---------|---------|---------|---------|---------|---------|---------|---------|---------|---------|---------|-------|
| 1. | 29.494 | 29.496 | 29.498 | 29.498 | 29.510 | 29.530 | 29.544 | 29.553 | 29.555 | 29.553 | 29.545 | 29.544 | 29.538 | 29.528 | 29.518 | 29.507 | 29.494 | 29.487 | 29.490 | 29.488 | 29.491 | 29.492 | 29.488 | 29.487 | 1. |
| 2. | .487 | .490 | .485 | .479 | .475 | .477 | .480 | .481 | .475 | .465 | .469 | .464 | .425 | .424 | .402 | .400 | .371 | .368 | .362 | .359 | .359 | .358 | .354 | .349 | 2. |
| 3. | .342 | .328 | .317 | .317 | .320 | .319 | .320 | .334 | .341 | .343 | .352 | .353 | .351 | .347 | .344 | .337 | .321 | .331 | .340 | .347 | .359 | .369 | .373 | .376 | 3. |
| 4. | .387 | .390 | .391 | .396 | .426 | .440 | .451 | .464 | .466 | .472 | .474 | .466 | .462 | .462 | .451 | .441 | .441 | .437 | .441 | .448 | .454 | .466 | .475 | .477 | 4. |
| 5. | .481 | .482 | .476 | .476 | .477 | .477 | .494 | .500 | .503 | .503 | .504 | .508 | .504 | .491 | .480 | .475 | .461 | .452 | .448 | .443 | .465 | .470 | .461 | .454 | 5. |
| 6. | .452 | .437 | .439 | .437 | .438 | .437 | .437 | .435 | .423 | .421 | .413 | .400 | .374 | .363 | .346 | .334 | .323 | .316 | .316 | .305 | .271 | .262 | .260 | .255 | 6. |
| 7. | .248 | .234 | .220 | .199 | .192 | .177 | .172 | .171 | .153 | .138 | .125 | .113 | .100 | .092 | .074 | .070 | .058 | .070 | .080 | .092 | .107 | .116 | .118 | .138 | 7. |
| 8. | .162 | .163 | .169 | .175 | .185 | .217 | .240 | .264 | .280 | .285 | .288 | .286 | .286 | .279 | .274 | .273 | .280 | .285 | .300 | .323 | .345 | .356 | .362 | .377 | 8. |
| 9. | .374 | .373 | .373 | .381 | .385 | .400 | .404 | .406 | .414 | .421 | .421 | .420 | .408 | .398 | .396 | .381 | .374 | .370 | .361 | .358 | .347 | .346 | .346 | .338 | 9. |
| 10. | .328 | .313 | .294 | .281 | .280 | .272 | .264 | .276 | .270 | .234 | .224 | .203 | .205 | .187 | .188 | .187 | .180 | .173 | .166 | .162 | .167 | .179 | .176 | .174 | 10. |
| Sums. | 293.755 | 293.706 | 293.662 | 293.539 | 293.688 | 293.746 | 293.806 | 293.884 | 293.880 | 293.829 | 293.813 | 293.765 | 293.657 | 293.571 | 293.473 | 293.405 | 293.304 | 293.289 | 293.304 | 293.325 | 293.365 | 293.414 | 293.413 | 293.425 | Sums. |

(38)

| | | | | | | | | | | | | | | | | | | | | | | | | | |
|-------|----------------|---------|---------|---------|---------|---------|---------|----------------|---------|---------|---------|---------|---------|---------|---------|---------|---------|---------|---------|---------|---------|---------|---------|---------|-------|
| 11. | 29.168 | 29.161 | 29.152 | 29.146 | 29.141 | 29.149 | 29.134 | 29.130 | 29.125 | 29.118 | 29.116 | 29.117 | 29.114 | 29.107 | 29.100 | 29.093 | 29.089 | 29.089 | 29.091 | 29.094 | 29.118 | 29.138 | 29.158 | 29.175 | 11. |
| 12. | .184 | .191 | .200 | .198 | .205 | .214 | .228 | .242 | .248 | .258 | .245 | .234 | .226 | .214 | .207 | .202 | .198 | .198 | .212 | .228 | .246 | .263 | .271 | .271 | 12. |
| 13. | .273 | .275 | .276 | .280 | .290 | .298 | .313 | .332 | .349 | .350 | .345 | .337 | .329 | .314 | .311 | .304 | .296 | .317 | .331 | .348 | .352 | .368 | .378 | .378 | 13. |
| 14. | .387 | .381 | .378 | .381 | .378 | .368 | .371 | .403 | .393 | .391 | .388 | .397 | .396 | .390 | .380 | .362 | .353 | .359 | .355 | .355 | .365 | .364 | .351 | .345 | 14. |
| 15. | .347 | .313 | .277 | .262 | .261 | .263 | .253 | .265 | .277 | .276 | .276 | .262 | .250 | .240 | .235 | .241 | .245 | .240 | .243 | .250 | .261 | .275 | .278 | .284 | 15. |
| 16. | .291 | .290 | .282 | .271 | .269 | .259 | .267 | .267 | .253 | .249 | .260 | .261 | .242 | .244 | .246 | .242 | .241 | .236 | .236 | .237 | .239 | .256 | .255 | .256 | 16. |
| 17. | .258 | .250 | .241 | .238 | .232 | .240 | .243 | .246 | .251 | .246 | .249 | .247 | .246 | .230 | .225 | .222 | .224 | .228 | .239 | .248 | .265 | .279 | .284 | .286 | 17. |
| 18. | .286 | .285 | .280 | .279 | .280 | .284 | .291 | .290 | .290 | .290 | .289 | .284 | .260 | .228 | .228 | .223 | .222 | .221 | .214 | .218 | .208 | .206 | .190 | .189 | 18. |
| 19. | .176 | .162 | .161 | .148 | .149 | .139 | .146 | .149 | .136 | .126 | .130 | .115 | .104 | .088 | .070 | .060 | .050 | .047 | .053 | .063 | .072 | .082 | .080 | .076 | 19. |
| 20. | .077 | .068 | .080 | .076 | .080 | .080 | .080 | .080 | .072 | .072 | .066 | .063 | .052 | .040 | .033 | .020 | .020 | .021 | .068 | .071 | .074 | .080 | .080 | .101 | 20. |
| Sums. | 292.447 | 292.376 | 292.327 | 292.279 | 292.285 | 292.294 | 292.326 | 292.404 | 292.394 | 292.376 | 292.364 | 292.317 | 292.219 | 292.095 | 292.035 | 291.969 | 291.938 | 291.956 | 292.042 | 292.112 | 292.200 | 292.311 | 292.325 | 292.361 | Sums. |

| | | | | | | | | | | | | | | | | | | | | | | | | | |
|-------|---------|---------|---------|---------|---------|---------|---------|---------|----------------|---------|---------|---------|---------|---------|---------|---------|---------|---------|---------|---------|---------|---------|---------|----------------|-------|
| 21. | 29.102 | 29.100 | 29.108 | 29.115 | 29.128 | 29.135 | 29.142 | 29.155 | 29.158 | 29.154 | 29.175 | 29.161 | 29.156 | 29.147 | 29.140 | 29.132 | 29.131 | 29.133 | 29.132 | 29.125 | 29.129 | 29.126 | 29.124 | 29.119 | 21. |
| 22. | .122 | .114 | .105 | .097 | .095 | .104 | .107 | .118 | .127 | .127 | .140 | .143 | .146 | .146 | .146 | .148 | .151 | .153 | .174 | .200 | .226 | .251 | .260 | .271 | 22. |
| 23. | .281 | .281 | .282 | .291 | .316 | .331 | .342 | .364 | .382 | .381 | .377 | .368 | .366 | .363 | .349 | .340 | .340 | .346 | .356 | .376 | .388 | .396 | .398 | .403 | 23. |
| 24. | .413 | .411 | .413 | .414 | .426 | .435 | .445 | .446 | .439 | .430 | .420 | .409 | .407 | .388 | .385 | .380 | .377 | .372 | .377 | .382 | .387 | .391 | .388 | .387 | 24. |
| 25. | .386 | .386 | .385 | .381 | .380 | .378 | .380 | .379 | .377 | .366 | .353 | .348 | .339 | .338 | .329 | .314 | .314 | .315 | .313 | .312 | .306 | .295 | .289 | .292 | 25. |
| 26. | .270 | .264 | .239 | .226 | .225 | .225 | .229 | .238 | .230 | .230 | .225 | .217 | .216 | .210 | .202 | .199 | .181 | .172 | .177 | .180 | .193 | .190 | .176 | .166 | 26. |
| 27. | .152 | .148 | .133 | .113 | .106 | .106 | .106 | .106 | .103 | .094 | .081 | .065 | .050 | .050 | .047 | .041 | .040 | .040 | .042 | .044 | .050 | .060 | .061 | .066 | 27. |
| 28. | .069 | .069 | .070 | .083 | .086 | .096 | .118 | .129 | .136 | .141 | .142 | .139 | .136 | .131 | .128 | .126 | .123 | .125 | .138 | .142 | .165 | .176 | .182 | .188 | 28. |
| 29. | .188 | .178 | .181 | .187 | .187 | .191 | .199 | .213 | .218 | .212 | .210 | .206 | .194 | .192 | .185 | .180 | .182 | .172 | .174 | .176 | .181 | .181 | .176 | .176 | 29. |
| 30. | .176 | .182 | .180 | .185 | .178 | .184 | .188 | .183 | .196 | .209 | .235 | .222 | .219 | .219 | .217 | .203 | .198 | .196 | .196 | .203 | .202 | .221 | .230 | .231 | 30. |
| 31. | .240 | .236 | .230 | .227 | .231 | .226 | .249 | .265 | .292 | .292 | .289 | .288 | .289 | .293 | .282 | .271 | .264 | .261 | .268 | .274 | .283 | .286 | .285 | .285 | 31. |
| Sums. | 321.499 | 321.369 | 321.326 | 321.319 | 321.358 | 321.411 | 321.505 | 321.596 | 321.658 | 321.636 | 321.646 | 321.566 | 321.518 | 321.477 | 321.410 | 321.334 | 321.301 | 321.285 | 321.347 | 321.402 | 321.505 | 321.573 | 321.574 | 321.584 | Sums. |

| | | | | | | | | | | | | | | | | | | | | | | | | | |
|---------------|----------------|---------|---------|---------|---------|---------|---------|---------|----------------|---------|---------|---------|---------|---------|---------|---------|---------|---------|---------|---------|---------|---------|---------|---------|---------------|
| Monthly Sums. | 907.701 | 907.451 | 907.315 | 907.137 | 907.331 | 907.451 | 907.637 | 907.884 | 907.932 | 907.841 | 907.825 | 907.648 | 907.394 | 907.143 | 906.918 | 906.708 | 906.543 | 906.530 | 906.693 | 906.839 | 907.070 | 907.295 | 907.312 | 907.370 | Monthly Sums. |
| Means. | 29.281 | .272 | .268 | .262 | .269 | .273 | .279 | .287 | .288 | .285 | .285 | .279 | .271 | .263 | .255 | .249 | .244 | .243 | .248 | .253 | .260 | .267 | .268 | .270 | Means. |

AUGUST.

P. M.

A. M.

P. M.

| Date. | 12 | 1 | 2 | 3 | 4 | 5 | 6 | 7 | 8 | 9 | 10 | 11 | 12 | 1 | 2 | 3 | 4 | 5 | 6 | 7 | 8 | 9 | 10 | 11 | Date. |
|-------|---------|---------|---------|---------|---------|---------|---------|---------|---------|----------------|---------|---------|---------|---------|---------|---------|---------|---------|---------|---------|---------|----------------|---------|---------|-------|
| 1. | 29.287 | 29.282 | 29.276 | 29.275 | 29.271 | 29.271 | 29.271 | 29.271 | 29.271 | 29.274 | 29.266 | 29.247 | 29.234 | 29.214 | 29.205 | 29.182 | 29.162 | 29.151 | 29.142 | 29.145 | 29.126 | 29.126 | 29.101 | 29.065 | 1. |
| 2. | .046 | .005 | 28.968 | 28.932 | 28.912 | 28.914 | 28.896 | 28.885 | 28.886 | 28.867 | 28.865 | 28.865 | 28.850 | 28.830 | 28.828 | 28.831 | 28.840 | 28.851 | 28.868 | 28.875 | 28.886 | 28.906 | 28.906 | 28.909 | 2. |
| 3. | 28.914 | 28.910 | 28.910 | 28.909 | 28.927 | 28.940 | 28.960 | 28.973 | 28.963 | 28.964 | 28.967 | 28.967 | 28.966 | 28.951 | 28.964 | 28.967 | 29.002 | 29.027 | 29.044 | 29.065 | 29.096 | 29.109 | 29.114 | 29.114 | 3. |
| 4. | 29.125 | 29.125 | 29.137 | 29.146 | 29.161 | 29.175 | 29.195 | 29.214 | 29.228 | 29.241 | 29.244 | 29.248 | 29.250 | 29.251 | 29.242 | 29.251 | .256 | .267 | .274 | .290 | .306 | .308 | .307 | .308 | 4. |
| 5. | .313 | .313 | .306 | .308 | .314 | .331 | .342 | .358 | .363 | .370 | .369 | .361 | .348 | .346 | .340 | .338 | .337 | .338 | .342 | .345 | .355 | .360 | .360 | .362 | 5. |
| 6. | .362 | .362 | .352 | .342 | .340 | .347 | .354 | .360 | .358 | .360 | .358 | .351 | .348 | .343 | .337 | .336 | .336 | .339 | .342 | .343 | .352 | .365 | .364 | .363 | 6. |
| 7. | .363 | .363 | .357 | .361 | .362 | .368 | .370 | .373 | .378 | .383 | .387 | .383 | .381 | .370 | .361 | .348 | .333 | .327 | .327 | .326 | .321 | .304 | .301 | .278 | 7. |
| 8. | .266 | .266 | .222 | .244 | .296 | .300 | .311 | .338 | .370 | .399 | .417 | .425 | .430 | .440 | .439 | .440 | .453 | .455 | .461 | .482 | .508 | .522 | .532 | .546 | 8. |
| 9. | .556 | .556 | .564 | .567 | .576 | .587 | .612 | .623 | .627 | .638 | .635 | .626 | .615 | .604 | .595 | .588 | .586 | .586 | .595 | .598 | .612 | .621 | .617 | .607 | 9. |
| 10. | .603 | .603 | .589 | .576 | .571 | .572 | .567 | .573 | .574 | .562 | .542 | .517 | .497 | .470 | .450 | .432 | .408 | .390 | .383 | .380 | .377 | .370 | .360 | .349 | 10. |
| Sums. | 292.721 | 292.785 | 292.681 | 292.660 | 292.730 | 292.805 | 292.878 | 292.968 | 293.018 | 293.058 | 293.050 | 292.990 | 292.919 | 292.819 | 292.761 | 292.713 | 292.713 | 292.731 | 292.778 | 292.849 | 292.939 | 292.990 | 292.962 | 292.901 | Sums. |

| | | | | | | | | | | | | | | | | | | | | | | | | | |
|-------|---------|---------|---------|---------|---------|---------|---------|---------|---------|---------|----------------|---------|---------|---------|---------|---------|---------|---------|---------|---------|---------|----------------|---------|---------|-------|
| 11. | 29.325 | 29.307 | 29.287 | 29.265 | 29.251 | 29.243 | 29.237 | 29.227 | 29.219 | 29.211 | 29.202 | 29.190 | 29.171 | 29.157 | 29.140 | 29.113 | 29.091 | 29.076 | 29.080 | 29.075 | 29.078 | 29.074 | 29.067 | 29.058 | 11. |
| 12. | .046 | .041 | .028 | .010 | .013 | .037 | .050 | .067 | .063 | .102 | .102 | .102 | .101 | .100 | .098 | .100 | .099 | .127 | .148 | .175 | .207 | .227 | .232 | .255 | 12. |
| 13. | .255 | .261 | .266 | .270 | .288 | .300 | .314 | .339 | .341 | .352 | .331 | .309 | .296 | .291 | .281 | .268 | .261 | .247 | .242 | .236 | .241 | .227 | .213 | .198 | 13. |
| 14. | .176 | .152 | .136 | .121 | .101 | .085 | .072 | .061 | .050 | .046 | .025 | .006 | 28.988 | 28.970 | 28.968 | 28.965 | 28.964 | 28.976 | .004 | .033 | .057 | .081 | .105 | .121 | 14. |
| 15. | .135 | .155 | .176 | .188 | .192 | .232 | .251 | .268 | .281 | .300 | .308 | .298 | 29.300 | 29.300 | 29.301 | 29.301 | 29.300 | 29.300 | .302 | .312 | .348 | .358 | .359 | .379 | 15. |
| 16. | .386 | .391 | .382 | .386 | .387 | .409 | .412 | .422 | .415 | .416 | .416 | .400 | .380 | .361 | .333 | .310 | .278 | .262 | .262 | .193 | .150 | .100 | .052 | 28.952 | 16. |
| 17. | 28.965 | 28.956 | 28.941 | 28.934 | 28.949 | 28.995 | .023 | .056 | .096 | .115 | .139 | .162 | .178 | .198 | .215 | .220 | .238 | .255 | .268 | .285 | .305 | .309 | .333 | 29.345 | 17. |
| 18. | 29.352 | 29.370 | 29.378 | 29.380 | 29.384 | 29.401 | .412 | .436 | .446 | .464 | .481 | .476 | .464 | .463 | .463 | .463 | .458 | .457 | .459 | .463 | .484 | .494 | .496 | .497 | 18. |
| 19. | .500 | .502 | .504 | .513 | .512 | .520 | .532 | .537 | .540 | .542 | .543 | .541 | .545 | .545 | .545 | .550 | .555 | .564 | .579 | .588 | .605 | .614 | .624 | .624 | 19. |
| 20. | .627 | .627 | .630 | .630 | .631 | .649 | .662 | .683 | .689 | .694 | .700 | .694 | .686 | .674 | .663 | .651 | .645 | .643 | .634 | .640 | .645 | .646 | .647 | .644 | 20. |
| Sums. | 292.767 | 292.762 | 292.728 | 292.697 | 292.708 | 292.871 | 292.965 | 293.096 | 293.140 | 293.242 | 293.247 | 293.178 | 293.109 | 293.059 | 293.007 | 292.941 | 292.889 | 292.907 | 292.978 | 293.000 | 293.120 | 293.130 | 293.128 | 293.073 | Sums. |

(37)

| | | | | | | | | | | | | | | | | | | | | | | | | | |
|-------|----------------|---------|---------|---------|---------|---------|---------|---------|----------------|---------|---------|---------|---------|---------|---------|---------|---------|---------|---------|---------|---------|---------|---------|---------|-------|
| 21. | 29.644 | 29.640 | 29.634 | 29.635 | 29.633 | 29.634 | 29.637 | 29.640 | 29.644 | 29.644 | 29.640 | 29.630 | 29.610 | 29.589 | 29.569 | 29.561 | 29.550 | 29.545 | 29.546 | 29.542 | 29.546 | 29.528 | 29.517 | 29.500 | 21. |
| 22. | .483 | .466 | .461 | .455 | .450 | .440 | .425 | .423 | .420 | .407 | .401 | .372 | .350 | .337 | .320 | .308 | .286 | .275 | .266 | .256 | .251 | .232 | .226 | .200 | 22. |
| 23. | .218 | .210 | .206 | .203 | .205 | .210 | .221 | .236 | .240 | .248 | .246 | .243 | .241 | .241 | .242 | .242 | .242 | .249 | .261 | .274 | .273 | .269 | .269 | .269 | 23. |
| 24. | .270 | .270 | .263 | .257 | .257 | .262 | .283 | .297 | .314 | .322 | .321 | .326 | .327 | .319 | .317 | .312 | .315 | .321 | .330 | .338 | .340 | .338 | .351 | .352 | 24. |
| 25. | .350 | .345 | .343 | .340 | .336 | .340 | .340 | .350 | .355 | .360 | .372 | .370 | .369 | .362 | .352 | .349 | .354 | .348 | .342 | .344 | .362 | .356 | .354 | .351 | 25. |
| 26. | .341 | .340 | .345 | .350 | .350 | .343 | .346 | .352 | .350 | .330 | .309 | .291 | .271 | .266 | .235 | .221 | .212 | .211 | .210 | .215 | .227 | .229 | .232 | .235 | 26. |
| 27. | .239 | .236 | .237 | .238 | .240 | .249 | .260 | .273 | .285 | .286 | .285 | .283 | .274 | .268 | .261 | .247 | .244 | .238 | .235 | .239 | .241 | .244 | .240 | .238 | 27. |
| 28. | .236 | .230 | .230 | .229 | .226 | .230 | .230 | .232 | .233 | .231 | .232 | .222 | .214 | .214 | .204 | .190 | .188 | .186 | .183 | .188 | .204 | .204 | .206 | .208 | 28. |
| 29. | .206 | .202 | .200 | .189 | .189 | .194 | .202 | .214 | .225 | .237 | .249 | .251 | .254 | .254 | .252 | .246 | .250 | .253 | .258 | .263 | .265 | .285 | .288 | .304 | 29. |
| 30. | .302 | .298 | .292 | .281 | .277 | .274 | .293 | .299 | .293 | .287 | .277 | .270 | .252 | .232 | .212 | .187 | .170 | .167 | .163 | .165 | .165 | .155 | .135 | .119 | 30. |
| 31. | .104 | .088 | .073 | .068 | .068 | .067 | .066 | .068 | .073 | .073 | .070 | .046 | .030 | .029 | .034 | .042 | .062 | .084 | .074 | .101 | .123 | .137 | .153 | .172 | 31. |
| Sums. | 322.393 | 322.325 | 322.284 | 322.245 | 322.231 | 322.239 | 322.303 | 322.382 | 322.431 | 322.427 | 322.403 | 322.317 | 322.202 | 322.111 | 321.998 | 321.905 | 321.873 | 321.866 | 321.856 | 321.912 | 322.000 | 321.981 | 321.970 | 321.948 | Sums. |

| | | | | | | | | | | | | | | | | | | | | | | | | | |
|---------------|---------|---------|---------|---------|---------|---------|---------|---------|---------|----------------|---------|---------|---------|---------|---------|---------|---------|---------|---------|---------|---------|----------------|---------|---------|---------------|
| Monthly Sums. | 907.881 | 907.872 | 907.693 | 907.602 | 907.669 | 907.915 | 908.146 | 908.446 | 908.589 | 908.725 | 908.700 | 908.485 | 908.230 | 907.989 | 907.766 | 907.559 | 907.475 | 907.504 | 907.612 | 907.734 | 908.035 | 908.065 | 908.061 | 907.922 | Monthly Sums. |
| Means. | 29.286 | .286 | .281 | .277 | .279 | .287 | .295 | .305 | .309 | .314 | .313 | .306 | .298 | .290 | .283 | .276 | .273 | .274 | .278 | .282 | .291 | .292 | .292 | .288 | Means. |

P. M.

A. M.

SEPTEMBER.

P. M.

| Date. | 12 | 1 | 2 | 3 | 4 | 5 | 6 | 7 | 8 | 9 | 10 | 11 | 12 | 1 | 2 | 3 | 4 | 5 | 6 | 7 | 8 | 9 | 10 | 11 | Date. |
|-------|---------|---------|---------|---------|---------|---------|---------|---------|---------|----------------|---------|---------|---------|---------|---------|---------|---------|---------|---------|---------|---------|----------------|---------|---------|-------|
| 1. | 29.190 | 29.200 | 29.217 | 29.233 | 29.242 | 29.284 | 29.312 | 29.340 | 29.360 | 29.382 | 29.396 | 29.403 | 29.410 | 29.424 | 29.432 | 29.452 | 29.470 | 29.491 | 29.523 | 29.558 | 29.590 | 29.610 | 29.623 | 29.636 | 1. |
| 2. | .657 | .674 | .689 | .702 | .708 | .725 | .742 | .748 | .764 | .769 | .770 | .766 | .758 | .749 | .741 | .735 | .730 | .723 | .722 | .724 | .728 | .731 | .730 | .730 | 2. |
| 3. | .726 | .721 | .718 | .721 | .721 | .726 | .742 | .751 | .766 | .780 | .786 | .785 | .782 | .785 | .785 | .780 | .780 | .778 | .778 | .782 | .785 | .788 | .787 | .790 | 3. |
| 4. | .788 | .776 | .773 | .766 | .758 | .767 | .780 | .787 | .785 | .788 | .790 | .785 | .771 | .762 | .750 | .727 | .733 | .734 | .732 | .728 | .735 | .736 | .732 | .728 | 4. |
| 5. | .716 | .715 | .712 | .704 | .703 | .713 | .725 | .722 | .722 | .726 | .723 | .720 | .714 | .710 | .693 | .686 | .680 | .677 | .676 | .682 | .688 | .691 | .685 | .682 | 5. |
| 6. | .680 | .672 | .670 | .666 | .676 | .690 | .710 | .721 | .732 | .732 | .731 | .716 | .712 | .697 | .691 | .688 | .689 | .695 | .695 | .698 | .702 | .702 | .702 | .696 | 6. |
| 7. | .697 | .680 | .674 | .670 | .668 | .687 | .707 | .718 | .721 | .720 | .705 | .681 | .665 | .646 | .631 | .628 | .623 | .623 | .620 | .626 | .626 | .625 | .616 | .606 | 7. |
| 8. | .600 | .580 | .576 | .568 | .573 | .585 | .590 | .588 | .582 | .572 | .557 | .543 | .522 | .502 | .486 | .473 | .463 | .458 | .446 | .442 | .442 | .439 | .436 | .436 | 8. |
| 9. | .435 | .427 | .420 | .409 | .403 | .410 | .418 | .416 | .416 | .416 | .400 | .380 | .366 | .356 | .339 | .329 | .323 | .330 | .334 | .331 | .321 | .330 | .326 | .318 | 9. |
| 10. | .314 | .310 | .293 | .269 | .261 | .250 | .256 | .250 | .253 | .258 | .257 | .246 | .231 | .222 | .212 | .197 | .184 | .178 | .174 | .182 | .183 | .184 | .173 | .163 | 10. |
| Sums. | 295.803 | 295.755 | 295.742 | 295.708 | 295.713 | 295.837 | 295.982 | 296.041 | 296.101 | 296.143 | 296.115 | 296.023 | 295.931 | 295.854 | 295.760 | 295.695 | 295.675 | 295.687 | 295.700 | 295.753 | 295.800 | 295.836 | 295.811 | 295.785 | Sums. |

| | | | | | | | | | | | | | | | | | | | | | | | | | |
|-------|---------|---------|---------|---------|---------|---------|---------|---------|---------|----------------|---------|---------|---------|---------|---------|---------|---------|---------|---------|---------|---------|---------|----------------|---------|-------|
| 11. | 29.158 | 29.148 | 29.130 | 29.126 | 29.124 | 29.124 | 29.136 | 29.147 | 29.158 | 29.166 | 29.177 | 29.175 | 29.176 | 29.172 | 29.163 | 29.176 | 29.195 | 29.208 | 29.227 | 29.241 | 29.260 | 29.278 | 29.288 | 29.298 | 11. |
| 12. | .298 | .294 | .292 | .283 | .281 | .280 | .278 | .272 | .271 | .258 | .226 | .209 | .178 | .145 | .121 | .106 | .070 | .042 | .020 | .005 | 28.990 | 28.975 | 28.984 | .010 | 12. |
| 13. | .028 | .028 | .038 | .042 | .057 | .081 | .113 | .132 | .153 | .160 | .165 | .172 | .168 | .165 | .166 | .178 | .209 | .236 | .250 | .294 | 29.320 | 29.337 | 29.352 | .349 | 13. |
| 14. | .370 | .380 | .380 | .370 | .368 | .366 | .372 | .376 | .388 | .387 | .398 | .375 | .368 | .345 | .343 | .345 | .355 | .364 | .363 | .375 | .380 | .382 | .392 | .400 | 14. |
| 15. | .418 | .427 | .426 | .440 | .455 | .473 | .506 | .518 | .535 | .558 | .570 | .583 | .589 | .592 | .591 | .594 | .597 | .607 | .617 | .627 | .643 | .655 | .665 | .656 | 15. |
| 16. | .660 | .652 | .648 | .645 | .645 | .643 | .652 | .657 | .658 | .648 | .639 | .631 | .614 | .598 | .576 | .576 | .554 | .544 | .525 | .523 | .506 | .491 | .490 | .490 | 16. |
| 17. | .488 | .487 | .468 | .453 | .450 | .443 | .442 | .447 | .453 | .452 | .434 | .414 | .398 | .385 | .360 | .360 | .352 | .343 | .369 | .374 | .387 | .388 | .410 | .381 | 17. |
| 18. | .386 | .401 | .404 | .420 | .446 | .481 | .519 | .538 | .575 | .594 | .600 | .606 | .608 | .607 | .603 | .608 | .624 | .649 | .646 | .662 | .674 | .682 | .679 | .679 | 18. |
| 19. | .680 | .685 | .682 | .676 | .674 | .665 | .664 | .655 | .631 | .614 | .601 | .580 | .527 | .501 | .430 | .368 | .362 | .291 | .265 | .250 | .222 | .201 | .153 | .106 | 19. |
| 20. | .110 | .110 | .150 | .155 | .161 | .166 | .183 | .186 | .196 | .200 | .202 | .197 | .196 | .192 | .186 | .218 | .240 | .272 | .312 | .352 | .373 | .381 | .387 | .388 | 20. |
| Sums. | 293.596 | 293.612 | 293.618 | 293.610 | 293.661 | 293.722 | 293.865 | 293.928 | 294.018 | 294.037 | 294.012 | 293.942 | 293.822 | 293.702 | 293.539 | 293.529 | 293.558 | 293.556 | 293.594 | 293.703 | 293.755 | 293.770 | 293.800 | 293.757 | Sums. |

| | | | | | | | | | | | | | | | | | | | | | | | | | |
|-------|----------------|---------|---------|---------|---------|---------|---------|---------|---------|----------------|---------|---------|---------|---------|---------|---------|---------|---------|---------|---------|---------|---------|---------|---------|-------|
| 21. | 29.390 | 29.397 | 29.395 | 29.395 | 29.397 | 29.406 | 29.416 | 29.418 | 29.425 | 29.412 | 29.383 | 29.375 | 29.364 | 29.354 | 29.338 | 29.332 | 29.336 | 29.348 | 29.366 | 29.387 | 29.404 | 29.420 | 29.462 | 29.481 | 21. |
| 22. | .494 | .522 | .520 | .524 | .534 | .551 | .575 | .591 | .596 | .595 | .586 | .576 | .568 | .568 | .559 | .552 | .532 | .530 | .531 | .536 | .538 | .538 | .536 | .536 | 22. |
| 23. | .545 | .535 | .518 | .505 | .482 | .468 | .474 | .479 | .475 | .474 | .458 | .431 | .396 | .378 | .375 | .365 | .362 | .397 | .420 | .440 | .448 | .467 | .487 | .484 | 23. |
| 24. | .501 | .497 | .498 | .500 | .500 | .510 | .535 | .547 | .557 | .565 | .544 | .534 | .524 | .498 | .481 | .470 | .470 | .469 | .472 | .475 | .482 | .487 | .494 | .504 | 24. |
| 25. | .516 | .530 | .530 | .541 | .564 | .593 | .617 | .639 | .660 | .670 | .685 | .663 | .651 | .629 | .626 | .622 | .613 | .608 | .594 | .587 | .585 | .580 | .566 | .558 | 25. |
| 26. | .532 | .509 | .471 | .445 | .419 | .402 | .401 | .392 | .383 | .375 | .354 | .342 | .325 | .302 | .283 | .262 | .232 | .215 | .211 | .212 | .208 | .200 | .196 | .189 | 26. |
| 27. | .132 | .134 | .128 | .137 | .145 | .167 | .185 | .194 | .203 | .216 | .224 | .216 | .216 | .218 | .222 | .240 | .255 | .278 | .307 | .336 | .351 | .372 | .376 | .370 | 27. |
| 28. | .360 | .361 | .352 | .348 | .330 | .318 | .316 | .318 | .316 | .310 | .300 | .283 | .262 | .232 | .215 | .211 | .212 | .208 | .200 | .196 | .189 | .177 | .149 | .132 | 28. |
| 29. | .120 | .103 | .075 | .082 | .090 | .109 | .136 | .166 | .180 | .210 | .230 | .237 | .250 | .245 | .251 | .263 | .273 | .283 | .298 | .311 | .326 | .341 | .347 | .350 | 29. |
| 30. | .354 | .354 | .352 | .354 | .353 | .351 | .357 | .357 | .356 | .354 | .335 | .322 | .300 | .272 | .245 | .217 | .210 | .190 | .173 | .149 | .142 | .128 | .113 | .098 | 30. |
| Sums. | 293.944 | 293.942 | 293.839 | 293.823 | 293.814 | 293.875 | 294.012 | 294.101 | 294.151 | 294.182 | 294.108 | 293.972 | 293.843 | 293.660 | 293.655 | 293.492 | 293.441 | 293.485 | 293.523 | 293.574 | 293.615 | 293.651 | 293.671 | 293.648 | Sums. |

| | | | | | | | | | | | | | | | | | | | | | | | | | |
|---------------|----------------|---------|---------|---------|---------|---------|---------|---------|---------|----------------|---------|---------|---------|---------|---------|---------|---------|---------|---------|---------|---------|---------|---------|---------|---------------|
| Monthly Sums. | 883.343 | 883.309 | 883.199 | 883.141 | 883.188 | 883.434 | 883.859 | 884.070 | 884.270 | 884.362 | 884.235 | 883.937 | 883.596 | 883.216 | 882.954 | 882.716 | 882.674 | 882.728 | 882.817 | 883.030 | 883.170 | 883.257 | 883.282 | 883.190 | Monthly Sums. |
| Means. | 29.445 | .444 | .440 | .438 | .439 | .448 | .462 | .469 | .476 | .479 | .474 | .465 | .453 | .440 | .432 | .424 | .422 | .424 | .427 | .434 | .439 | .442 | .443 | .440 | Means. |

(83)

OCTOBER.

P. M.

A. M.

P. M.

| Date. | 12 | 1 | 2 | 3 | 4 | 5 | 6 | 7 | 8 | 9 | 10 | 11 | 12 | 1 | 2 | 3 | 4 | 5 | 6 | 7 | 8 | 9 | 10 | 11 | Date. |
|-------|---------|---------|---------|---------|---------|---------|---------|---------|---------|----------------|---------|---------|---------|---------|---------|---------|---------|---------|---------|---------|---------|---------|----------------|---------|-------|
| 1. | 29.091 | 29.070 | 29.063 | 29.040 | 29.046 | 29.046 | 29.045 | 29.046 | 29.046 | 29.049 | 29.047 | 29.044 | 29.036 | 29.036 | 29.036 | 29.100 | 29.120 | 29.150 | 29.187 | 29.222 | 29.255 | 29.290 | 29.306 | 1. | |
| 2. | .343 | .360 | .373 | .384 | .413 | .441 | .452 | .472 | .490 | .496 | .495 | .495 | .492 | .497 | .506 | .513 | .518 | .536 | .573 | .599 | .612 | .650 | .670 | .673 | 2. |
| 3. | .683 | .705 | .703 | .703 | .721 | .734 | .746 | .759 | .764 | .771 | .758 | .746 | .715 | .693 | .671 | .652 | .639 | .627 | .626 | .619 | .611 | .600 | .588 | .567 | 3. |
| 4. | .559 | .546 | .523 | .515 | .502 | .491 | .480 | .471 | .466 | .460 | .442 | .415 | .379 | .360 | .342 | .322 | .314 | .322 | .332 | .341 | .340 | .340 | .338 | .333 | 4. |
| 5. | .333 | .340 | .338 | .342 | .362 | .371 | .393 | .440 | .464 | .480 | .484 | .492 | .491 | .489 | .483 | .483 | .483 | .488 | .496 | .499 | .500 | .502 | .504 | .510 | 5. |
| 6. | .500 | .490 | .490 | .478 | .467 | .461 | .468 | .472 | .480 | .478 | .463 | .452 | .432 | .405 | .386 | .383 | .386 | .382 | .384 | .390 | .399 | .408 | .408 | .411 | 6. |
| 7. | .419 | .429 | .429 | .427 | .430 | .445 | .469 | .485 | .506 | .537 | .560 | .560 | .561 | .553 | .557 | .559 | .562 | .569 | .571 | .581 | .591 | .591 | .599 | .598 | 7. |
| 8. | .586 | .585 | .584 | .580 | .587 | .588 | .590 | .596 | .604 | .609 | .600 | .583 | .562 | .542 | .528 | .514 | .506 | .503 | .509 | .510 | .510 | .502 | .500 | .478 | 8. |
| 9. | .474 | .468 | .463 | .458 | .462 | .470 | .472 | .477 | .485 | .484 | .481 | .477 | .449 | .425 | .416 | .413 | .417 | .417 | .428 | .430 | .435 | .443 | .455 | .461 | 9. |
| 10. | .473 | .483 | .484 | .487 | .494 | .508 | .523 | .540 | .555 | .561 | .570 | .562 | .555 | .545 | .546 | .546 | .546 | .548 | .529 | .549 | .551 | .558 | .566 | .567 | 10. |
| Sums. | 294.461 | 294.476 | 294.450 | 294.414 | 294.484 | 294.555 | 294.638 | 294.758 | 294.860 | 294.925 | 294.900 | 294.826 | 294.672 | 294.545 | 294.469 | 294.448 | 294.471 | 294.512 | 294.618 | 294.705 | 294.771 | 294.849 | 294.918 | 294.904 | Sums. |

(38)

| | | | | | | | | | | | | | | | | | | | | | | | | | |
|-------|---------|---------|---------|---------|---------|---------|---------|---------|---------|---------|----------------|---------|---------|---------|---------|---------|---------|---------|---------|---------|---------|----------------|---------|---------|-------|
| 11. | 29.573 | 29.579 | 29.573 | 29.569 | 29.564 | 29.566 | 29.569 | 29.580 | 29.582 | 29.582 | 29.579 | 29.548 | 29.538 | 29.518 | 29.496 | 29.494 | 29.476 | 29.479 | 29.476 | 29.471 | 29.468 | 29.468 | 29.455 | 29.443 | 11. |
| 12. | .428 | .414 | .390 | .378 | .371 | .367 | .358 | .360 | .345 | .339 | .320 | .396 | .268 | .244 | .223 | .204 | .200 | .200 | .198 | .198 | .214 | .206 | .197 | .196 | 12. |
| 13. | .201 | .216 | .247 | .286 | .308 | .330 | .350 | .374 | .405 | .425 | .441 | .441 | .442 | .442 | .454 | .461 | .460 | .466 | .481 | .493 | .497 | .507 | .512 | .521 | 13. |
| 14. | .523 | .530 | .524 | .528 | .523 | .516 | .512 | .522 | .524 | .520 | .518 | .488 | .448 | .418 | .400 | .390 | .381 | .343 | .327 | .323 | .295 | .268 | .245 | .195 | 14. |
| 15. | .175 | .126 | .099 | .085 | .074 | .060 | .056 | .060 | .060 | .060 | .056 | .040 | .027 | .021 | .017 | .019 | .025 | .045 | .080 | .091 | .098 | .108 | .121 | .137 | 15. |
| 16. | .172 | .193 | .203 | .210 | .247 | .270 | .307 | .347 | .362 | .366 | .393 | .408 | .410 | .433 | .458 | .467 | .492 | .526 | .567 | .593 | .620 | .641 | .656 | .667 | 16. |
| 17. | .674 | .697 | .693 | .710 | .736 | .738 | .757 | .765 | .766 | .758 | .753 | .718 | .696 | .675 | .662 | .648 | .608 | .613 | .611 | .586 | .570 | .600 | .573 | .556 | 17. |
| 18. | .550 | .533 | .510 | .504 | .518 | .519 | .537 | .562 | .590 | .593 | .618 | .622 | .635 | .632 | .638 | .658 | .661 | .687 | .718 | .740 | .756 | .761 | .762 | .778 | 18. |
| 19. | .786 | .796 | .803 | .805 | .829 | .851 | .870 | .893 | .901 | .904 | .879 | .901 | .890 | .878 | .867 | .860 | .857 | .850 | .855 | .844 | .847 | .857 | .848 | .825 | 19. |
| 20. | .820 | .817 | .810 | .790 | .790 | .790 | .787 | .782 | .782 | .785 | .779 | .751 | .717 | .693 | .664 | .647 | .632 | .628 | .623 | .613 | .592 | .567 | .546 | .511 | 20. |
| Sums. | 294.902 | 294.901 | 294.852 | 294.865 | 294.960 | 295.007 | 295.103 | 295.245 | 295.317 | 295.332 | 295.336 | 295.314 | 295.071 | 294.954 | 294.879 | 294.848 | 294.792 | 294.837 | 294.936 | 294.952 | 294.957 | 294.983 | 294.915 | 294.829 | Sums. |

| | | | | | | | | | | | | | | | | | | | | | | | | | |
|-------|----------------|---------|---------|---------|---------|---------|---------|---------|---------|---------|----------------|---------|---------|---------|---------|---------|---------|---------|---------|---------|---------|---------|---------|---------|-------|
| 21. | 29.485 | 29.455 | 29.427 | 29.410 | 29.382 | 29.356 | 29.336 | 29.322 | 29.301 | 29.271 | 29.270 | 29.259 | 29.232 | 29.222 | 29.220 | 29.244 | 29.265 | 29.311 | 29.351 | 29.373 | 29.385 | 29.401 | 29.406 | 29.412 | 21. |
| 22. | .418 | .429 | .434 | .433 | .443 | .456 | .459 | .461 | .465 | .448 | .424 | .388 | .352 | .318 | .289 | .270 | .267 | .273 | .281 | .278 | .283 | .282 | .275 | .262 | 22. |
| 23. | .262 | .267 | .272 | .284 | .305 | .336 | .360 | .400 | .428 | .443 | .458 | .473 | .472 | .473 | .483 | .496 | .500 | .527 | .563 | .595 | .616 | .635 | .643 | .647 | 23. |
| 24. | .656 | .668 | .676 | .682 | .696 | .713 | .726 | .746 | .758 | .764 | .774 | .774 | .765 | .750 | .749 | .748 | .739 | .733 | .736 | .738 | .735 | .722 | .705 | .691 | 24. |
| 25. | .684 | .666 | .652 | .631 | .618 | .601 | .588 | .595 | .590 | .578 | .564 | .544 | .529 | .507 | .500 | .494 | .491 | .510 | .524 | .524 | .524 | .530 | .531 | .531 | 25. |
| 26. | .540 | .545 | .550 | .555 | .573 | .589 | .618 | .636 | .658 | .679 | .705 | .704 | .711 | .715 | .728 | .738 | .755 | .763 | .755 | .753 | .760 | .764 | .756 | .748 | 26. |
| 27. | .740 | .711 | .701 | .681 | .693 | .681 | .665 | .664 | .662 | .647 | .622 | .602 | .570 | .542 | .524 | .495 | .458 | .462 | .449 | .425 | .405 | .390 | .364 | .342 | 27. |
| 28. | .335 | .318 | .306 | .295 | .287 | .274 | .270 | .278 | .275 | .275 | .261 | .259 | .250 | .236 | .230 | .230 | .238 | .248 | .250 | .262 | .262 | .262 | .253 | .28. | |
| 29. | .260 | .259 | .256 | .261 | .260 | .264 | .263 | .265 | .270 | .272 | .278 | .290 | .287 | .282 | .282 | .292 | .295 | .296 | .300 | .300 | .301 | .311 | .294 | .300 | 29. |
| 30. | .305 | .313 | .304 | .307 | .306 | .310 | .311 | .320 | .306 | .328 | .348 | .334 | .321 | .292 | .278 | .258 | .246 | .228 | .219 | .160 | .151 | .140 | .124 | .086 | 30. |
| 31. | .070 | .050 | .030 | .055 | .076 | .102 | .127 | .150 | .168 | .181 | .191 | .195 | .186 | .190 | .194 | .204 | .210 | .218 | .234 | .237 | .241 | .242 | .235 | .231 | 31. |
| Sums. | 323.755 | 323.681 | 323.608 | 323.594 | 323.639 | 323.682 | 323.725 | 323.837 | 323.881 | 323.886 | 323.895 | 323.822 | 323.675 | 323.527 | 323.477 | 323.469 | 323.464 | 323.569 | 323.662 | 323.633 | 323.663 | 323.679 | 323.595 | 323.503 | Sums. |

| Monthly Sums. | 913.118 | 913.058 | 912.910 | 912.873 | 913.083 | 913.244 | 913.464 | 913.840 | 914.058 | 914.143 | 914.131 | 913.962 | 913.418 | 913.026 | 912.825 | 912.765 | 912.727 | 912.918 | 913.216 | 913.290 | 913.391 | 913.511 | 913.428 | 913.236 | Monthly Sums. |
|---------------|---------|---------|---------|---------|---------|---------|---------|---------|---------|----------------|---------|---------|---------|---------|---------|---------|---------|---------|---------|---------|---------|----------------|---------|---------|---------------|
| Means. | 29.455 | .453 | .449 | .447 | .454 | .460 | .467 | .479 | .486 | .489 | .488 | .483 | .465 | .452 | .446 | .444 | .443 | .449 | .459 | .461 | .464 | .468 | .465 | .459 | Means. |

NOVEMBER.

P. M.

A. M.

P. M.

| Date. | 12 | 1 | 2 | 3 | 4 | 5 | 6 | 7 | 8 | 9 | 10 | 11 | 12 | 1 | 2 | 3 | 4 | 5 | 6 | 7 | 8 | 9 | 10 | 11 | Date. |
|-------|---------|---------|---------|---------|---------|---------|---------|---------|---------|---------|---------|---------|---------|---------|---------|---------|---------|---------|---------|---------|---------|---------|----------------|---------|-------|
| 1. | 29.227 | 29.223 | 29.221 | 29.220 | 29.224 | 29.230 | 29.240 | 29.254 | 29.260 | 29.264 | 29.262 | 29.260 | 29.248 | 29.244 | 29.236 | 29.238 | 29.248 | 29.261 | 29.270 | 29.282 | 29.296 | 29.305 | 29.306 | 29.306 | 1. |
| 2. | .314 | .321 | .335 | .337 | .356 | .373 | .388 | .403 | .416 | .428 | .440 | .434 | .426 | .416 | .410 | .410 | .412 | .416 | .423 | .429 | .432 | .436 | .432 | .432 | 2. |
| 3. | .431 | .425 | .424 | .416 | .409 | .414 | .415 | .415 | .415 | .415 | .412 | .385 | .345 | .339 | .320 | .320 | .289 | .288 | .283 | .290 | .287 | .280 | .255 | .233 | 3. |
| 4. | .211 | .180 | .172 | .148 | .134 | .134 | .127 | .140 | .140 | .157 | .183 | .210 | .216 | .230 | .259 | .285 | .325 | .358 | .389 | .411 | .441 | .467 | .480 | .498 | 4. |
| 5. | .494 | .515 | .534 | .538 | .554 | .559 | .565 | .564 | .577 | .588 | .589 | .584 | .567 | .547 | .527 | .520 | .513 | .523 | .524 | .511 | .512 | .516 | .513 | .513 | 5. |
| 6. | .513 | .505 | .497 | .493 | .493 | .479 | .469 | .467 | .455 | .450 | .430 | .404 | .340 | .314 | .245 | .182 | .150 | .121 | .113 | .101 | .060 | .027 | 28.988 | 28.980 | 6. |
| 7. | 28.920 | 28.845 | 28.742 | 28.620 | 28.555 | 28.580 | 28.530 | 28.600 | 28.686 | 28.727 | 28.764 | 28.800 | 28.830 | 28.850 | 28.862 | 28.893 | 28.933 | 28.962 | 28.993 | .017 | .042 | .063 | 29.080 | 29.092 | 7. |
| 8. | 29.105 | 29.116 | 29.119 | 29.116 | 29.117 | 29.120 | 29.132 | 29.154 | 29.171 | 29.173 | 29.180 | 29.161 | 29.143 | 29.147 | 29.154 | 29.171 | 29.192 | 29.223 | 29.249 | .260 | .277 | .297 | .313 | .319 | 8. |
| 9. | .335 | .343 | .356 | .358 | .369 | .383 | .391 | .407 | .427 | .436 | .437 | .431 | .408 | .402 | .402 | .406 | .412 | .414 | .430 | .440 | .450 | .450 | .454 | .453 | 9. |
| 10. | .451 | .450 | .448 | .442 | .443 | .447 | .450 | .456 | .466 | .464 | .465 | .446 | .417 | .403 | .395 | .390 | .386 | .384 | .381 | .369 | .363 | .363 | .360 | .350 | 10. |
| Sums. | 293.001 | 292.933 | 292.848 | 292.688 | 292.654 | 292.719 | 292.707 | 292.860 | 292.996 | 293.102 | 293.162 | 293.115 | 292.940 | 292.892 | 292.810 | 292.815 | 292.860 | 292.950 | 293.055 | 293.110 | 293.160 | 293.104 | 293.181 | 293.176 | Sums. |

40

| | | | | | | | | | | | | | | | | | | | | | | | | | |
|-------|----------------|---------|---------|---------|---------|---------|---------|---------|----------------|---------|---------|---------|---------|---------|---------|---------|---------|---------|---------|---------|---------|---------|---------|---------|-------|
| 11. | 29.352 | 29.345 | 29.346 | 29.342 | 29.348 | 29.348 | 29.351 | 29.355 | 29.363 | 29.368 | 29.388 | 29.377 | 29.356 | 29.343 | 29.344 | 29.351 | 29.362 | 29.365 | 29.385 | 29.386 | 29.393 | 29.408 | 29.420 | 29.430 | 11. |
| 12. | .425 | .420 | .425 | .418 | .425 | .426 | .432 | .438 | .451 | .456 | .463 | .450 | .435 | .428 | .424 | .412 | .402 | .395 | .375 | .341 | .302 | .285 | .283 | .205 | 12. |
| 13. | .125 | .053 | .000 | 28.925 | 28.907 | 28.852 | 28.834 | 28.825 | 28.798 | 28.760 | 28.749 | 28.710 | 28.692 | 28.685 | 28.676 | 28.662 | 28.660 | 28.668 | 28.675 | 28.682 | 28.691 | 28.700 | 28.715 | 28.722 | 13. |
| 14. | 28.758 | 28.776 | 28.804 | 28.813 | 28.844 | 28.858 | 28.903 | 28.928 | 28.952 | 28.967 | 28.980 | 28.985 | 28.985 | 28.990 | 29.001 | 29.027 | 29.049 | 29.069 | 29.102 | 29.130 | 29.147 | 29.160 | 29.170 | 29.176 | 14. |
| 15. | 29.177 | 29.182 | 29.183 | 29.180 | 29.190 | 29.210 | 29.225 | 29.263 | 29.292 | 29.318 | 29.335 | 29.335 | 29.325 | 29.325 | .325 | .334 | .354 | .375 | .395 | .420 | .435 | .462 | .468 | .473 | 15. |
| 16. | .484 | .500 | .525 | .560 | .578 | .603 | .623 | .649 | .660 | .667 | .679 | .686 | .682 | .682 | .678 | .691 | .696 | .702 | .703 | .704 | .724 | .706 | .696 | .661 | 16. |
| 17. | .688 | .671 | .667 | .651 | .646 | .643 | .635 | .631 | .615 | .612 | .592 | .560 | .528 | .503 | .474 | .461 | .453 | .450 | .442 | .426 | .394 | .380 | .360 | .338 | 17. |
| 18. | .328 | .285 | .276 | .245 | .203 | .155 | .120 | .088 | .070 | .050 | 28.995 | 28.908 | 28.830 | 28.740 | 28.722 | 28.757 | 28.786 | 28.811 | 28.835 | 28.860 | 28.886 | 28.916 | 28.935 | 28.929 | 18. |
| 19. | 28.952 | 28.965 | 28.983 | 28.976 | 28.968 | 28.973 | 28.970 | 28.978 | 28.975 | 28.968 | 28.970 | 28.965 | 28.983 | 28.987 | 28.988 | 29.004 | 29.035 | 29.065 | 29.091 | 29.113 | 29.140 | 29.150 | 29.133 | 29.148 | 19. |
| 20. | 29.131 | 29.158 | 29.160 | 29.171 | 29.170 | 29.171 | 29.180 | 29.180 | 29.176 | 29.174 | 29.160 | 29.135 | 29.106 | 29.076 | 29.064 | .058 | .057 | .062 | .076 | .083 | .084 | .093 | .096 | .103 | 20. |
| Sums. | 292.420 | 292.355 | 292.369 | 292.281 | 292.279 | 292.239 | 292.273 | 292.335 | 292.352 | 292.340 | 292.311 | 292.111 | 291.922 | 291.759 | 291.616 | 291.727 | 291.854 | 291.962 | 292.079 | 292.145 | 292.176 | 292.278 | 292.286 | 292.220 | Sums. |

| | | | | | | | | | | | | | | | | | | | | | | | | | |
|-------|---------|---------|---------|---------|---------|---------|---------|---------|---------|----------------|---------|---------|---------|---------|---------|---------|---------|---------|----------------|---------|---------|---------|---------|---------|-------|
| 21. | 29.115 | 29.124 | 29.140 | 29.150 | 29.162 | 29.181 | 29.205 | 29.229 | 29.254 | 29.254 | 29.253 | 29.250 | 29.243 | 29.246 | 29.245 | 29.256 | 29.272 | 29.291 | 29.320 | 29.350 | 29.360 | 29.368 | 29.373 | 29.381 | 21. |
| 22. | .374 | .392 | .402 | .407 | .408 | .422 | .434 | .455 | .480 | .494 | .483 | .474 | .463 | .455 | .467 | .484 | .502 | .517 | .525 | .545 | .530 | .527 | .530 | .528 | 22. |
| 23. | .508 | .497 | .470 | .448 | .437 | .400 | .370 | .336 | .324 | .278 | .226 | .153 | .075 | .044 | 28.968 | 28.913 | 28.910 | 28.890 | 28.872 | 28.850 | 28.828 | 28.816 | 28.787 | 28.754 | 23. |
| 24. | 28.713 | 28.709 | 28.692 | 28.689 | 28.683 | 28.700 | 28.766 | 28.796 | 28.835 | 28.843 | 28.880 | 28.890 | 28.888 | 28.921 | 28.956 | 29.005 | 29.063 | 29.092 | 29.125 | 29.158 | 29.195 | 29.215 | 29.245 | 29.273 | 24. |
| 25. | 29.268 | 29.268 | 29.298 | 29.301 | 29.319 | 29.337 | 29.355 | 29.358 | 29.352 | 29.358 | 29.345 | 29.344 | 29.275 | 29.248 | 29.187 | .178 | .078 | .032 | .007 | 28.820 | 28.750 | 28.704 | 28.722 | 28.724 | 25. |
| 26. | 28.758 | 28.815 | 28.883 | 28.948 | 29.030 | .105 | .173 | .219 | .268 | .313 | .322 | .329 | .351 | .368 | .385 | .420 | .447 | .456 | .483 | 29.509 | 29.534 | 29.542 | 29.553 | 29.568 | 26. |
| 27. | 29.566 | 29.557 | 29.568 | 29.567 | .569 | .570 | .588 | .595 | .607 | .607 | .603 | .576 | .556 | .543 | .534 | .531 | .520 | .529 | .530 | .529 | .526 | .528 | .522 | .522 | 27. |
| 28. | .505 | .501 | .506 | .495 | .487 | .480 | .488 | .486 | .480 | .486 | .474 | .450 | .433 | .421 | .408 | .404 | .393 | .393 | .401 | .409 | .403 | .400 | .395 | .394 | 28. |
| 29. | .390 | .385 | .374 | .350 | .347 | .331 | .324 | .323 | .313 | .300 | .286 | .259 | .223 | .203 | .185 | .172 | .175 | .176 | .168 | .176 | .178 | .177 | .177 | .177 | 29. |
| 30. | .180 | .182 | .191 | .185 | .180 | .180 | .188 | .198 | .201 | .206 | .200 | .170 | .150 | .130 | .107 | .104 | .085 | .060 | .031 | .002 | .007 | 28.955 | 28.907 | 28.864 | 30. |
| Sums. | 292.377 | 292.430 | 292.524 | 292.540 | 292.622 | 292.706 | 292.891 | 292.995 | 293.114 | 293.139 | 293.072 | 292.895 | 292.657 | 292.579 | 292.442 | 292.467 | 292.445 | 292.436 | 292.462 | 292.348 | 292.311 | 292.232 | 292.211 | 292.185 | Sums. |

| | | | | | | | | | | | | | | | | | | | | | | | | | |
|---------------|----------------|---------|---------|---------|---------|---------|---------|---------|---------|----------------|---------|---------|---------|---------|---------|---------|---------|---------|---------|---------|---------|---------|---------|---------|---------------|
| Monthly Sums. | 877.798 | 877.778 | 877.741 | 877.509 | 877.555 | 877.664 | 877.871 | 878.190 | 878.462 | 878.581 | 878.545 | 878.121 | 877.519 | 877.230 | 876.868 | 877.009 | 877.159 | 877.348 | 877.596 | 877.603 | 877.647 | 877.614 | 877.678 | 877.581 | Monthly Sums. |
| Means. | 29.260 | .259 | .258 | .250 | .252 | .255 | .262 | .273 | .282 | .286 | .285 | .271 | .251 | .241 | .229 | .234 | .239 | .245 | .253 | .253 | .255 | .254 | .256 | .253 | Means. |

DECEMBER.

P. M.

A. M.

P. M.

| Date. | 12 | 1 | 2 | 3 | 4 | 5 | 6 | 7 | 8 | 9 | 10 | 11 | 12 | 1 | 2 | 3 | 4 | 5 | 6 | 7 | 8 | 9 | 10 | 11 | Date. |
|-------|---------|---------|---------|---------|---------|---------|---------|---------|---------|---------|----------------|---------|---------|---------|---------|---------|---------|---------|---------|---------|---------|---------|---------|----------------|-------|
| 1. | 28.830 | 28.759 | 28.766 | 28.766 | 28.765 | 28.772 | 28.805 | 28.839 | 28.870 | 28.889 | 28.905 | 28.922 | 28.928 | 28.926 | 28.946 | 28.956 | 28.966 | 28.968 | 28.971 | 28.976 | 28.974 | 28.972 | 28.961 | 28.954 | 1. |
| 2. | 28.948 | 28.934 | 28.910 | 28.872 | 28.840 | 28.818 | 28.806 | 28.797 | 28.793 | 28.801 | 28.800 | 28.795 | 28.786 | 28.786 | 28.796 | 28.815 | 28.832 | 28.851 | 28.861 | 28.878 | 28.898 | 28.912 | 28.910 | 28.937 | 2. |
| 3. | 28.952 | 28.957 | 28.972 | 28.997 | 29.020 | 29.045 | 29.078 | 29.082 | 29.120 | 29.135 | 29.145 | 29.135 | 29.133 | 29.134 | 29.150 | 29.186 | 29.200 | 29.238 | 29.264 | 29.300 | 29.325 | 29.353 | 29.380 | 29.400 | 3. |
| 4. | 29.436 | 29.453 | 29.490 | 29.507 | .538 | .543 | .565 | .595 | .633 | .649 | .677 | .670 | .667 | .665 | .665 | .693 | .715 | .748 | .757 | .801 | .805 | .808 | .816 | .845 | 4. |
| 5. | .859 | .856 | .866 | .878 | .840 | .861 | .866 | .863 | .862 | .868 | .858 | .804 | .773 | .738 | .697 | .690 | .690 | .668 | .619 | .582 | .538 | .506 | .478 | .463 | 5. |
| 6. | .432 | .400 | .377 | .371 | .343 | .361 | .396 | .400 | .413 | .433 | .451 | .467 | .460 | .442 | .448 | .450 | .460 | .450 | .486 | .458 | .467 | .455 | .475 | .466 | 6. |
| 7. | .405 | .458 | .452 | .415 | .392 | .375 | .386 | .346 | .328 | .349 | .315 | .324 | .275 | .244 | .222 | .225 | .210 | .211 | .210 | .215 | .220 | .223 | .225 | .230 | 7. |
| 8. | .234 | .258 | .280 | .285 | .283 | .296 | .318 | .350 | .369 | .410 | .425 | .420 | .402 | .394 | .390 | .395 | .423 | .438 | .458 | .478 | .481 | .495 | .507 | .516 | 8. |
| 9. | .518 | .514 | .512 | .517 | .535 | .555 | .571 | .590 | .605 | .625 | .647 | .623 | .606 | .589 | .601 | .623 | .635 | .643 | .664 | .682 | .698 | .708 | .718 | .721 | 9. |
| 10. | .718 | .720 | .721 | .712 | .708 | .698 | .698 | .698 | .700 | .701 | .700 | .670 | .640 | .600 | .586 | .583 | .580 | .567 | .550 | .555 | .548 | .530 | .508 | .496 | 10. |
| Sums. | 293.332 | 293.309 | 293.346 | 293.320 | 293.264 | 293.324 | 293.489 | 293.560 | 293.693 | 293.860 | 293.923 | 293.830 | 293.670 | 293.518 | 293.501 | 293.616 | 293.711 | 293.782 | 293.840 | 293.925 | 293.954 | 293.962 | 293.978 | 294.128 | Sums. |

171

| | | | | | | | | | | | | | | | | | | | | | | | | | | |
|-------|---------|---------|---------|---------|---------|---------|---------|---------|---------|---------|----------------|---------|---------|---------|---------|---------|---------|---------|---------|---------|---------|---------|----------------|---------|-------|-----|
| 11. | 29.485 | 29.454 | 29.452 | 29.441 | 29.438 | 29.432 | 29.432 | 29.441 | 29.454 | 29.455 | 29.458 | 29.455 | 29.452 | 29.453 | 29.453 | 29.464 | 29.474 | 29.476 | 29.483 | 29.507 | 29.505 | 29.513 | 29.533 | 29.543 | 11. | |
| 12. | .540 | .522 | .521 | .522 | .513 | .512 | .493 | .500 | .522 | .522 | .515 | .491 | .460 | .475 | .435 | .423 | .413 | .392 | .389 | .367 | .357 | .350 | .322 | .298 | 12. | |
| 13. | .246 | .232 | .201 | .165 | .132 | .115 | .095 | .074 | .037 | .020 | 28.972 | 28.925 | 28.865 | 28.840 | 28.810 | 28.812 | 28.790 | 28.766 | 28.740 | 28.721 | 28.707 | 28.698 | 28.678 | 28.668 | 13. | |
| 14. | 28.651 | 28.622 | 28.625 | 28.621 | 28.623 | 28.633 | 28.644 | 28.658 | 28.674 | 28.713 | 28.735 | 28.752 | 28.774 | 28.780 | 28.814 | 28.854 | 28.895 | 28.943 | 29.005 | 29.030 | 29.031 | 29.042 | 29.042 | 14. | | |
| 15. | 29.013 | 29.005 | 29.005 | 28.980 | 28.962 | 28.964 | 28.964 | 28.956 | 28.960 | 28.982 | 28.962 | 28.950 | 28.962 | 28.936 | 28.936 | 28.947 | 28.963 | 28.963 | 28.965 | 28.947 | 28.936 | 28.930 | 28.904 | 15. | | |
| 16. | 28.878 | 28.845 | 28.846 | 28.820 | 28.798 | 28.797 | 28.782 | 28.808 | 28.780 | 28.768 | 28.746 | 28.710 | 28.701 | 28.740 | 28.778 | 28.824 | 28.890 | 28.922 | 29.006 | 29.103 | 29.135 | 29.203 | 29.245 | 29.292 | 16. | |
| 17. | 29.309 | 29.342 | 29.373 | 29.398 | 29.423 | 29.452 | 29.480 | 29.515 | 29.536 | 29.571 | 29.583 | 29.562 | 29.555 | 29.541 | 29.540 | 29.566 | 29.575 | 29.581 | .598 | .609 | .610 | .598 | .610 | .598 | 17. | |
| 18. | .576 | .560 | .558 | .518 | .482 | .442 | .418 | .396 | .402 | .398 | .405 | .390 | .360 | .344 | .315 | .300 | .297 | .275 | .250 | .228 | .198 | .160 | .148 | .121 | 18. | |
| 19. | .144 | .121 | .134 | .145 | .154 | .173 | .205 | .220 | .265 | .293 | .333 | .311 | .300 | .303 | .320 | .331 | .336 | .370 | .395 | .403 | .412 | .400 | .412 | .418 | 19. | |
| 20. | .420 | .412 | .407 | .420 | .415 | .433 | .439 | .452 | .465 | .473 | .482 | .454 | .435 | .422 | .404 | .422 | .422 | .422 | .423 | .428 | .445 | .445 | .464 | .466 | .455 | 20. |
| Sums. | 292.262 | 292.115 | 292.122 | 292.030 | 291.940 | 291.953 | 291.952 | 292.020 | 292.095 | 292.185 | 292.211 | 292.012 | 291.852 | 291.834 | 291.805 | 291.943 | 292.055 | 292.111 | 292.224 | 292.253 | 292.346 | 292.365 | 292.374 | 292.351 | Sums. | |

| | | | | | | | | | | | | | | | | | | | | | | | | | |
|-------|----------------|---------|---------|---------|---------|---------|---------|---------|---------|----------------|---------|---------|---------|---------|---------|---------|---------|---------|---------|---------|---------|---------|---------|---------|-------|
| 21. | 29.470 | 29.482 | 29.491 | 29.483 | 29.482 | 29.473 | 29.475 | 29.480 | 29.480 | 29.490 | 29.491 | 29.474 | 29.434 | 29.405 | 29.373 | 29.397 | 29.401 | 29.397 | 29.411 | 29.435 | 29.447 | 29.442 | 29.452 | 29.462 | 21. |
| 22. | .470 | .470 | .483 | .496 | .498 | .520 | .523 | .533 | .546 | .556 | .560 | .545 | .526 | .514 | .516 | .523 | .540 | .559 | .576 | .588 | .592 | .604 | .614 | .620 | 22. |
| 23. | .623 | .620 | .638 | .660 | .673 | .695 | .719 | .755 | .750 | .790 | .794 | .760 | .734 | .713 | .715 | .745 | .732 | .713 | .707 | .701 | .691 | .653 | .625 | .625 | 23. |
| 24. | .593 | .577 | .557 | .533 | .492 | .462 | .448 | .434 | .413 | .414 | .386 | .338 | .287 | .260 | .238 | .239 | .170 | .139 | .112 | .090 | .048 | 28.990 | 28.952 | 28.937 | 24. |
| 25. | 28.917 | 28.864 | 28.860 | 28.882 | 28.884 | 28.921 | 28.958 | 28.998 | .030 | .098 | .122 | .128 | .150 | .190 | .221 | .280 | .320 | .360 | .405 | .415 | .440 | 29.470 | 29.502 | 29.514 | 25. |
| 26. | 29.514 | 29.532 | 29.551 | 29.560 | 29.564 | 29.571 | 29.558 | 29.569 | .590 | .580 | .588 | .578 | .534 | .496 | .467 | .452 | .438 | .419 | .442 | .425 | .385 | .386 | .377 | .333 | 26. |
| 27. | .311 | .292 | .300 | .260 | .250 | .258 | .271 | .292 | .296 | .295 | .262 | .223 | .227 | .242 | .259 | .266 | .301 | .320 | .368 | .376 | .392 | .402 | .421 | .435 | 27. |
| 28. | .445 | .445 | .467 | .461 | .480 | .488 | .515 | .536 | .550 | .554 | .549 | .521 | .498 | .486 | .467 | .474 | .476 | .488 | .488 | .494 | .495 | .494 | .483 | .477 | 28. |
| 29. | .457 | .441 | .440 | .434 | .427 | .426 | .433 | .448 | .467 | .492 | .510 | .497 | .487 | .490 | .515 | .548 | .573 | .602 | .623 | .639 | .645 | .660 | .678 | .687 | 29. |
| 30. | .683 | .688 | .706 | .700 | .695 | .693 | .703 | .710 | .710 | .719 | .733 | .713 | .686 | .676 | .677 | .686 | .685 | .683 | .684 | .679 | .680 | .680 | .678 | .673 | 30. |
| 31. | .634 | .627 | .633 | .618 | .605 | .580 | .579 | .573 | .570 | .566 | .555 | .517 | .466 | .433 | .410 | .393 | .361 | .311 | .283 | .237 | .177 | .140 | .114 | .099 | 31. |
| Sums. | 324.117 | 324.038 | 324.126 | 324.087 | 324.050 | 324.087 | 324.182 | 324.328 | 324.402 | 324.554 | 324.552 | 324.294 | 324.029 | 323.905 | 323.868 | 324.003 | 323.997 | 323.991 | 324.099 | 324.079 | 324.003 | 323.959 | 323.924 | 323.862 | Sums. |

| | | | | | | | | | | | | | | | | | | | | | | | | | |
|---------------|---------|---------|---------|---------|---------|---------|---------|---------|---------|---------|----------------|---------|---------|---------|---------|---------|---------|---------|---------|---------|---------|---------|---------|----------------|---------------|
| Monthly Sums. | 909.711 | 909.462 | 909.594 | 909.437 | 909.254 | 909.364 | 909.623 | 909.908 | 910.190 | 910.599 | 910.696 | 910.136 | 909.551 | 909.257 | 909.174 | 909.562 | 909.763 | 909.884 | 910.163 | 910.257 | 910.303 | 910.286 | 910.276 | 910.341 | Monthly Sums. |
| Means. | 29.345 | .338 | .342 | .337 | .330 | .334 | .343 | .352 | .361 | .374 | .377 | .359 | .340 | .331 | .328 | .341 | .347 | .351 | .360 | .363 | .365 | .364 | .364 | .366 | Means. |

ANNUAL SUMMARY.

P. M.

A. M.

P. M.

| Month. | 12 | 1 | 2 | 3 | 4 | 5 | 6 | 7 | 8 | 9 | 10 | 11 | 12 | 1 | 2 | 3 | 4 | 5 | 6 | 7 | 8 | 9 | 10 | 11 |
|-----------------|-------------|---------|---------|---------|---------|---------|---------|---------|-------------|----------------|---------------|---------|---------|---------|---------|---------|---------|---------|---------|---------|---------------|----------------|-------------|-------------|
| January..... | 29.281 | 29.274 | 29.276 | 29.276 | 29.272 | 29.275 | 29.285 | 29.295 | 29.303 | 29.320 | 29.324 | 29.309 | 29.290 | 29.272 | 29.267 | 29.269 | 29.280 | 29.281 | 29.289 | 29.297 | 29.299 | 29.299 | 29.297 | 29.293 |
| February.... | .254 | .251 | .252 | .247 | .251 | .259 | .267 | .280 | .293 | .297 | .298 | .292 | .271 | .254 | .241 | .237 | .225 | .241 | .247 | .253 | .253 | .254 | .254 | .252 |
| March | .164 | .162 | .157 | .153 | .155 | .161 | .171 | .180 | .185 | .188 | .184 | .179 | .169 | .152 | .137 | .132 | .135 | .140 | .147 | .159 | .165 | .169 | .171 | .168 |
| April..... | .429 | .421 | .415 | .411 | .418 | .422 | .434 | .444 | .446 | .451 | .449 | .441 | .431 | .421 | .409 | .398 | .394 | .396 | .401 | .413 | .423 | .431 | .430 | .432 |
| May | .226 | .221 | .218 | .213 | .215 | .224 | .231 | .235 | .237 | .236 | .235 | .228 | .220 | .208 | .201 | .195 | .194 | .194 | .207 | .213 | .223 | .231 | .229 | .227 |
| (42) June..... | .290 | .288 | .284 | .282 | .286 | .294 | .301 | .309 | .311 | .309 | .308 | .305 | .298 | .287 | .280 | .273 | .272 | .271 | .274 | .281 | .287 | .295 | .294 | .296 |
| July | .281 | .272 | .268 | .262 | .269 | .273 | .279 | .287 | .288 | .285 | .285 | .379 | .271 | .263 | .255 | .249 | .244 | .243 | .248 | .253 | .260 | .267 | .268 | .270 |
| August..... | .286 | .286 | .281 | .277 | .279 | .287 | .295 | .305 | .309 | .314 | .313 | .306 | .298 | .290 | .283 | .276 | .273 | .274 | .278 | .282 | .291 | .292 | .292 | .288 |
| September.. | .445 | .444 | .440 | .438 | .439 | .448 | .462 | .469 | .476 | .479 | .474 | .465 | .454 | .440 | .432 | .424 | .422 | .424 | .427 | .434 | .439 | .422 | .443 | .440 |
| October..... | .455 | .453 | .449 | .447 | .454 | .460 | .467 | .479 | .486 | .489 | .488 | .483 | .465 | .452 | .446 | .444 | .443 | .449 | .459 | .461 | .464 | .468 | .465 | .459 |
| November... | .260 | .259 | .258 | .250 | .252 | .255 | .262 | .273 | .282 | .286 | .285 | .271 | .251 | .241 | .229 | .234 | .239 | .245 | .253 | .253 | .255 | .254 | .256 | .253 |
| December... | .345 | .338 | .342 | .337 | .330 | .334 | .343 | .352 | .361 | .374 | .377 | .359 | .340 | .331 | .328 | .341 | .347 | .351 | .360 | .363 | .365 | .364 | .364 | .366 |
| Annual Sums.... | 351.716 | 351.669 | 351.640 | 351.593 | 351.620 | 351.692 | 351.797 | 351.908 | 351.977 | 352.028 | 352.020 | 351.917 | 351.757 | 351.611 | 351.508 | 351.472 | 351.468 | 351.509 | 351.590 | 351.662 | 351.724 | 351.766 | 351.763 | 351.744 |
| Means | 29.310 | .305 | .303 | .299 | .302 | .308 | .316 | .326 | .331 | .336 | .335 | .326 | .313 | .301 | .292 | .289 | .289 | .292 | .299 | .305 | .310 | .314 | .314 | .312 |

TRACINGS

FROM THE

SELF-RECORDING INSTRUMENTS,

TO ILLUSTRATE CERTAIN

METEOROLOGICAL PHENOMENA

DURING THE

YEAR 1886.

THE tracings on Plates Nos. 1 and 1 A show the barometer corrected to 32° Fahrenheit. This correction is made automatically by the barograph. Plates Nos. 4 and 5 give the relative humidities in percentages of saturation.

Curve 1, Plate No. 1 A, shows the barograph trace on Jan. 9, during a remarkable cyclonic storm which, moving northeastward along the Atlantic coast, apparently passed centrally over this station, and the barometer reached the lowest point yet recorded. Plate No. 6 shows the tracing of the Draper anemograph on this day. The lull in the wind in the middle of the day was coincident with or immediately preceded the passage of the cyclone centre, as well as can be determined from synoptic charts; but this lull preceded the occurrence of the minimum pressure recorded at this station by nearly two hours. Plate No. 7 shows the changes in wind direction during this cyclone. The sinuous line on this plate was traced through the centre of the oscillations of the wind vane, as shown on the original anemoscope sheet. (The vane is never steady during high winds, but continuously oscillates, first to one side, then to the other, making a broad trace on the anemoscope sheet.) The results of a special study of this cyclone are given by Prof. Upton in the *American Meteorological Journal*, Vol. III., No. 8.

Curve 2, Plate No. 1, shows the tracing of the barograph on the morning of Feb. 27, during one of the severest gales on record. The sharp depression at 10.20 A. M. was coincident with the opening of a trap door in the top of the tower, and the other less marked sharp depressions were noted by the observer as being coincident with severe gusts of wind. The pressure gauge shows the pressure during some of the gusts to have been over forty pounds per square foot, which is equivalent to a velocity of about 90 miles per hour. The total wind movement for the day was 1,467 miles. The barograph tracing is but a sample of what occurred in a less marked degree during all of the severe gales of the year. (For further information, see *Science*, Vol. VIII., page 325.)

Curve 3, Plate No. 1 A, shows the barograph trace during four hours, ending at 3 A. M., of March 22. There was also a slight upward swell of the temperature curve during these hours. An inappreciable quantity of snow fell, and bright flashes of lightning were seen about 1 A. M., but no thunder was heard. Severe thunderstorms were, however, reported from distant points on this night. The wind suddenly backed for a brief interval from northeast to west at 12.15 A. M., then, returning to northeast, slowly backed during the night to west. A decided decrease in wind velocity between 12.30 and 2 A. M. accompanied the rise in pressure.

Curves 1, Plates Nos. 2 and 4, show tracings of the thermograph and self-recording hygrometer, respectively, from 10 A. M. to 12 M. of April 7. The sudden rise in temperature and fall in humidity at 11.20 A. M. was coincident with a brief clearing of the sky near the zenith and the appearance of the sun, the observatory during the rest of the day being enveloped in a dense fog. Accompanying these phenomena, there was a sudden shift of the wind from southwest to north. Similar appearances of sunshine during the year did not produce similar effects on the temperature and humidity, and it is suggested that in this case the phenomena may have arisen from a brief, local descending current of air.

Curves 2, Plates Nos. 2 and 4, show the sudden fall of temperature and sudden rise of humidity which accompanied a thunder-storm between 4.45 and 6.20 P. M. of May 5. There was also a slight rise of the barograph curve. The wind suddenly shifted from south to northwest at 4.45 P. M., after which it slowly backed again to south. No noticeable change in wind velocity occurred. Rain fell from 4.45 to 8.40 P. M., and amounted to 0.42 inch. Curve 1, Plate No. 8, shows the tracing of the self-recording rain gauge during the time.

Curves 4, Plate No. 1 A, 3, Plates Nos. 2 and 4, show the tracings of the barograph, thermograph, and hygrometer, respectively, between 3 and 6 A. M. of May 31. Thunder was first heard on this morning about 3 A. M. Rain began at 4.15, and ended at 5.20 A. M., and 0.35 inch fell. Curve 2, Plate No. 8, shows the tracing of the self-recording rain gauge. The wind suddenly shifted from west to north at 3.30 A. M., then returned to west at 4 A. M., but again shifted to north at 5 A. M. The wind velocity decreased both before and after the storm, but blew with a velocity of about twenty-five miles per hour from the north during the storm.

Curves 4, Plates Nos. 2 and 4, show the tracings of the thermograph and hygrometer on June 10 between 7 and 10 P. M., during which time a light thunder-shower passed over the observatory. The clouds attending this shower were broken and not well developed. There was an outspreading top, but no cirrus fringe. About 0.10 inch of rain fell, most of which came in a sudden down-pour between 8.5 and 8.10 P. M. See curve 3, Plate No. 9. During the storm the wind veered from northeast to southwest, and there was an increase in velocity at 7.55 P. M., lasting about five minutes. Thunder was not heard until the rain had nearly ceased, but continued for about half an hour as the storm passed to the east, apparently increasing in intensity.

Curve 5, Plate No. 1, shows the tracing of the barograph between 2 and 4 A. M., July 30, during which time a thunder-storm passed over the observatory, attended by a most brilliant and almost continuous display of

lightning and loud thunder. Several houses in the neighboring towns were set on fire by the lightning. 0.10 inch of rain fell; most of it, as shown by the self-recording rain gauge in Plate No. 9, curve 4, fell between 2.45 and 2.50 A. M. The wind veered from southwest to northwest during the passage of the storm, and backed to south after the storm passed. There was a slight decrease in wind velocity for a short while preceding and following the storm, and a decided increase during its passage. Both the temperature and humidity were high, and showed no marked changes during the passage of the storm.

Curves 6, Plate No. 1 A, 5 (dotted), Plate No. 2, and 5, Plate No. 5, show the tracings of the barograph, thermograph, and hygrometer, between 3 and 6 P. M. of Aug. 12. A thunder-storm passed over the observatory immediately after 4 P. M., attended by a heavy shower of rain and a little hail. Almost the whole of the rain (0.42 inch) fell in a rapid down-pour, lasting from 4.05 to 4.25 P. M. See tracing of the self-recording gauge, curve 5, Plate No. 9. The wind oscillated between north and west during the passage of the storm, and blew with a decidedly increased velocity from 4.15 to 4.20 P. M.

Plate No. 3 shows some inversions of temperature between the summit and base of the hill. Curve 1 shows the tracing of the thermograph at the summit from noon of Aug. 22 to noon of Aug. 23. Curve 2 (dotted) shows the tracing of a Draper thermograph at the base, or rather on the slope of the hill, four hundred feet beneath the summit. The time scale of this latter tracing is enlarged to make it correspond with the tracing at the summit. It is seen that the temperature was higher at the base during the day and decidedly lower at night. The temperature at the base continued to fall until sunrise of the 23d, while at the summit it rose after 11 P. M. of the 22d. This inversion occurred on an unusually clear, quiet night, and is a marked example of what almost invariably occurs on such nights. (For further information see *Science*, Vol. VIII., pp. 233 and 281.)

In a similar manner curves 3 and 4 (dotted) show the tracings of the thermographs at the summit and at the base of the hill, respectively, from 11 A. M. of Nov. 17 to noon of Nov. 18. It is seen that the temperature at the summit rose continuously, while the temperature at the base fell from 1 P. M. of the 17th to near 3 A. M. of the 18th, when it was 20° lower than at the summit. This was caused by the not uncommon occurrence of a flow of cold northerly winds around the base, while a strong southerly wind prevailed at the summit. At 10 P. M. of the 17th the wind was blowing three miles per hour from the northwest at the Boston Signal Office, which is ten miles north of Blue Hill Observatory, and about five hundred feet lower; while on Blue Hill it was blowing at the rate of twenty-eight miles an hour from the south. Reports from other stations show that this thin cool northerly current overspread the whole of New England, and was accompanied by a dense fog. Between 3 and 4 P. M. of the 17th these two currents were fighting for the mastery at the summit of Blue Hill, and its effects are seen on the thermograph curve and on the hygrometer curve, 9, Plate No. 5. During this time a cool, damp, foggy current would roll in, lasting five or ten minutes; then it would be displaced by a warmer current from the south lasting about the same interval. This alternate action lasted over half an hour, after which the southerly current remained permanently.

Curve 6, Plate No. 4, shows a marked example of the rapid fall in humidity which usually follows the passage of a storm. Curve 6, Plate No. 2, shows the temperature during this interval. These curves are from tracings of the hygrometer and thermograph from 9 A. M. to 3 P. M. of Sept. 24. Curve 7, Plate No. 5, which exhibits the tracing of the hygrometer from 7 A. M. to noon of Nov. 4, shows another marked example of the rapid fall of humidity immediately following the passage of the line of minimum pressure in a storm.

Curves 7, Plates Nos. 1 and 2, show the tracings of the barograph and thermograph during the passage of a thunder-storm on Nov. 6. Rain fell continuously from noon to 4.30 P. M. of this date, ending with a thunder-storm which passed over to the east. There was a slight increase in wind velocity during the passage of the storm, but no marked change in direction.

Curves 8, on Plates Nos. 1 A, 2, and 5, show the tracings of the barograph, thermograph, and hygrometer, respectively, on the early morning of Nov. 7, when a thunder-storm of moderate intensity passed over the observatory. The wind oscillated between southeast and southwest during the night, and slightly increased in velocity for a short while about 4 A. M. Heavy rain fell from midnight to 4 A. M.

Curve 9, Plate No. 2, shows a rapid rise in temperature which was coincident with the occurrence of the time of minimum pressure in a storm which, moving northeasterly along the Atlantic coast, passed centrally over this region about 9 P. M. of Nov. 25. Curve 9, Plate No. 1, shows the fall of the barometer on this date from 12 M. to 11 P. M. This curve shows small wave-like oscillations which are not uncommonly shown by the barograph curve at this observatory.

Curve 10, Plate No. 1 A, gives a rather striking example of these short wave-like undulations which occurred between 7 A. M. and noon of Dec. 7. The cause of these undulations is not clearly understood, since they cannot be directly connected with changes of the wind velocity, or with any of the meteorological elements.

H. HELM CLAYTON.

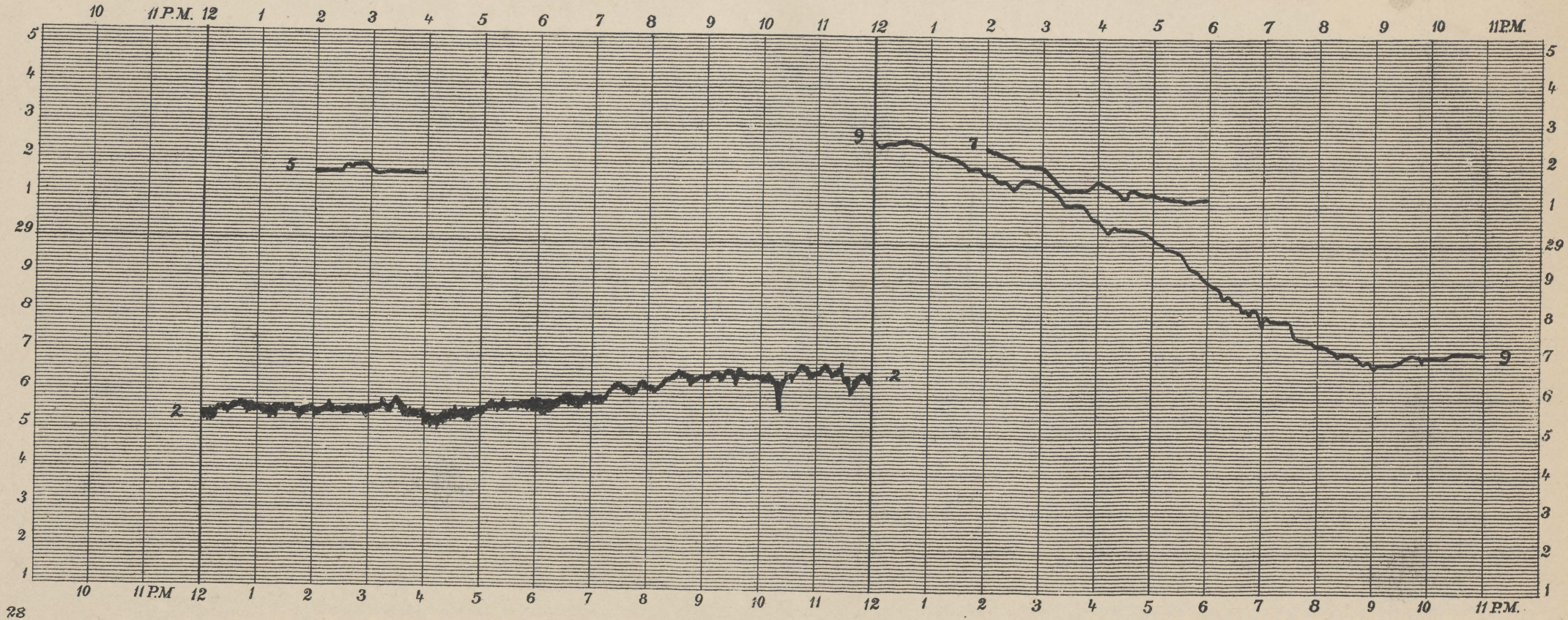
No. 1.

BLUE HILL METEOROLOGICAL OBSERVATORY. BAROMETER.

PRESSURE OF THE ATMOSPHERE AT BLUE HILL, NORFOLK CO., MASS.

Recorded by Draper's Self-recording Pencil Barometer.

1886



The barometer is here multiplying three times.

Constructed by
Black & Pfister
New York City

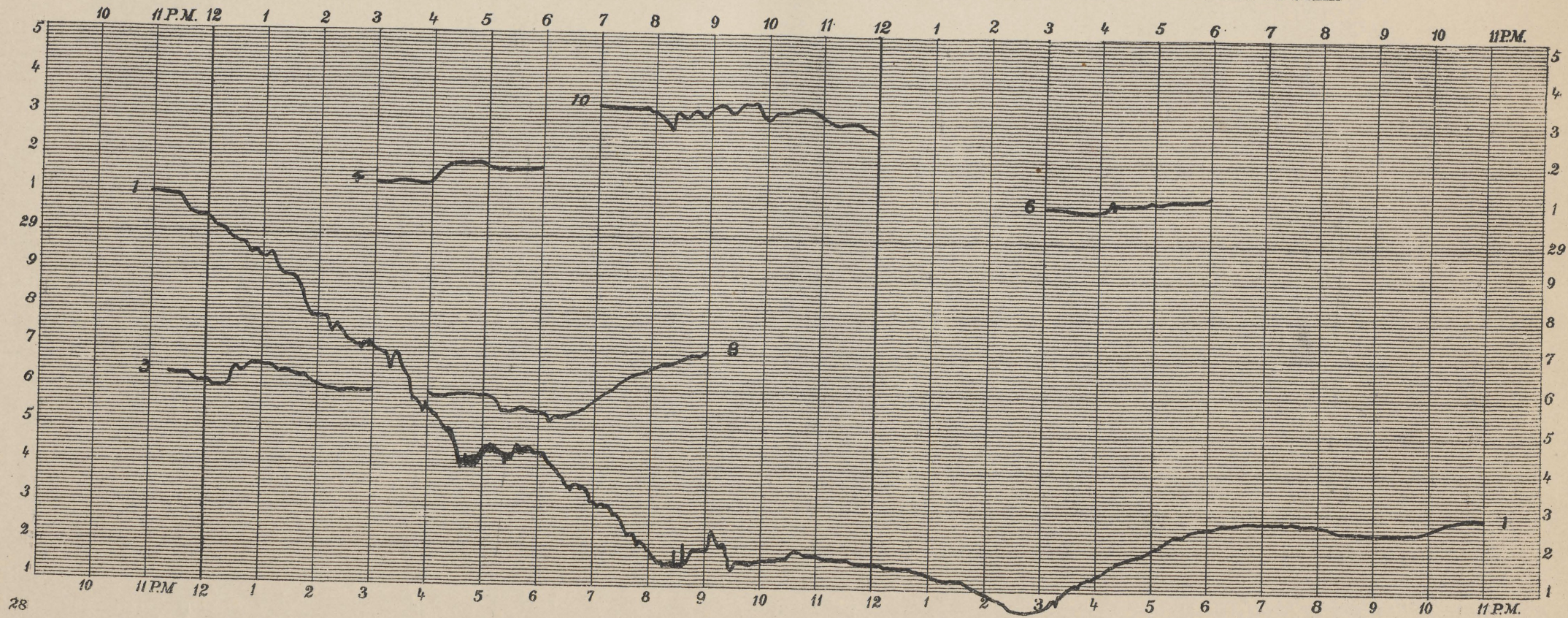
No. 1 A

BLUE HILL METEOROLOGICAL OBSERVATORY. BAROMETER.

PRESSURE OF THE ATMOSPHERE AT BLUE HILL, NORFOLK CO., MASS.

Recorded by Draper's Self-recording Pencil Barometer.

1886



The barometer is here multiplying three times.

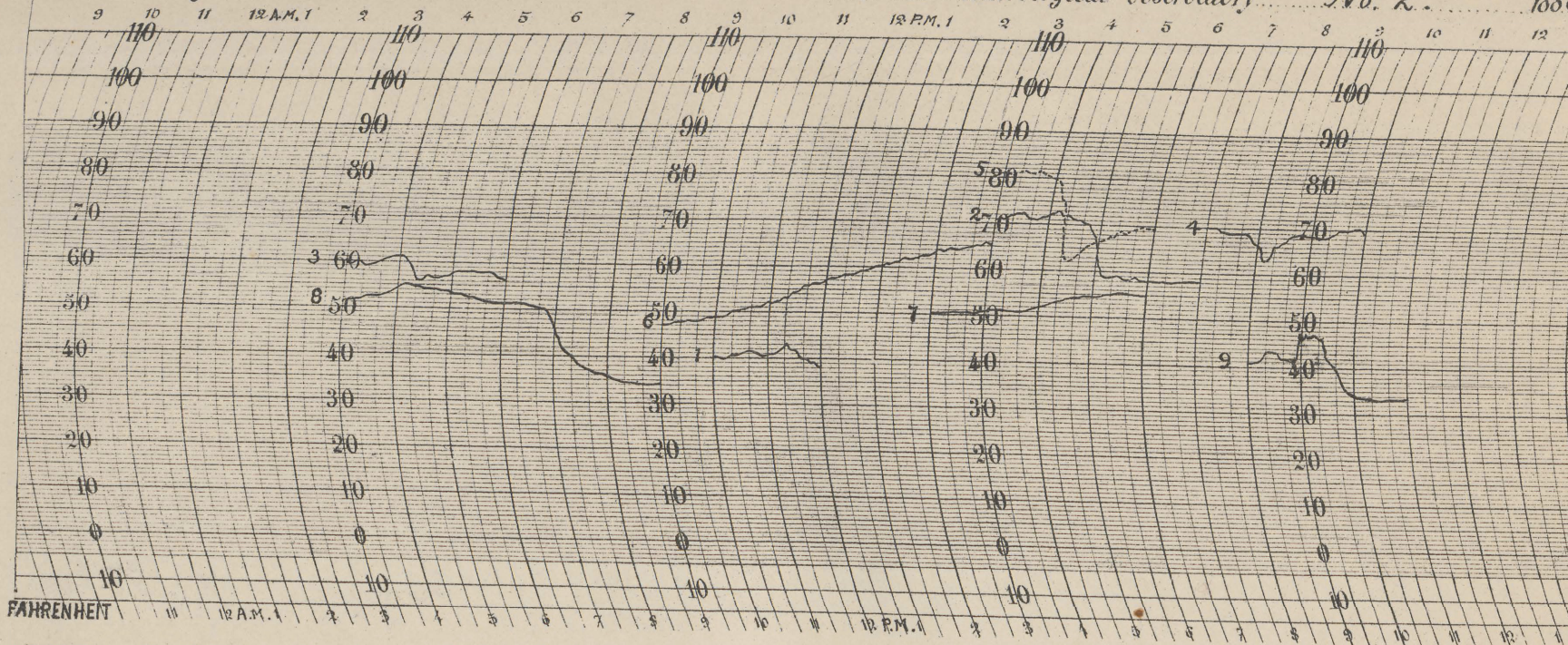
*Constructed by
Black & Fisher,
New York City*

Self Recording Thermometer RICHARD brothers M^{rs} PARIS

Blue-hill Meteorological observatory

No. 2

1886

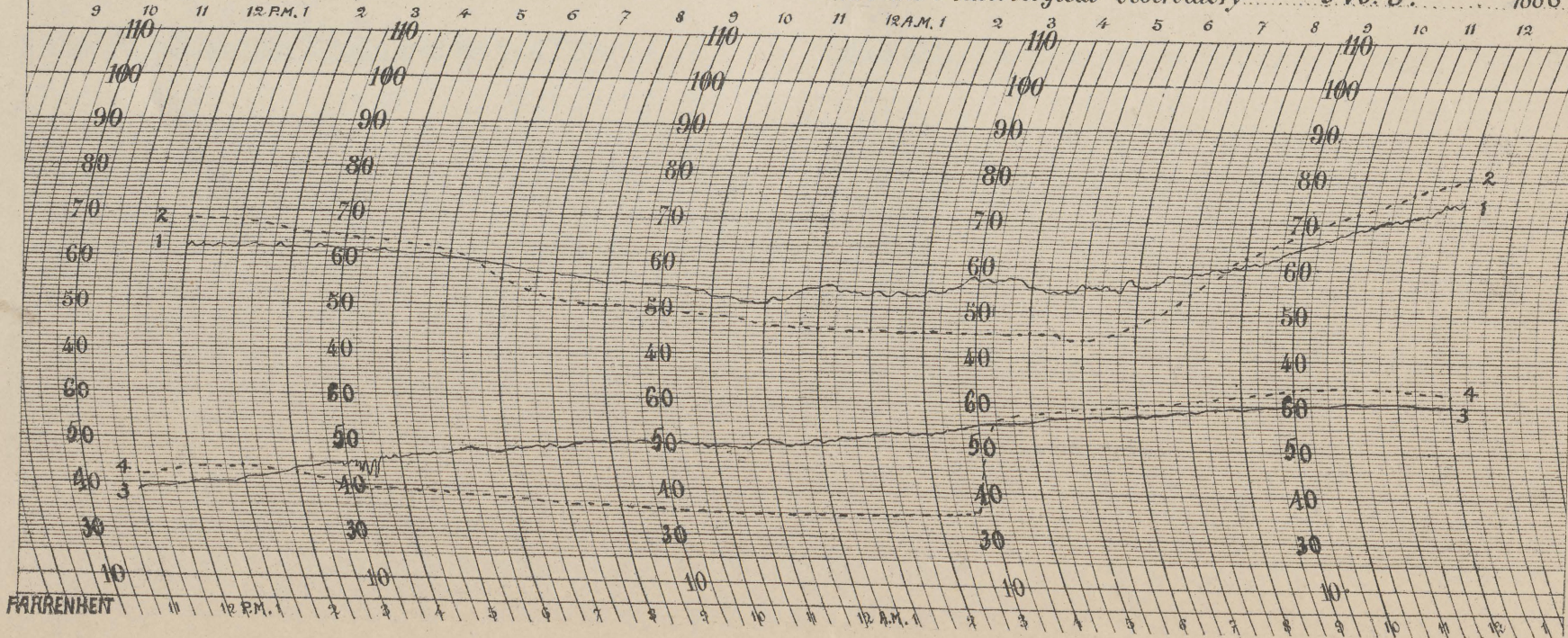


Self Recording Thermometer RICHARD brothers M^{rs} PARIS

Blue-hill Meteorological observatory

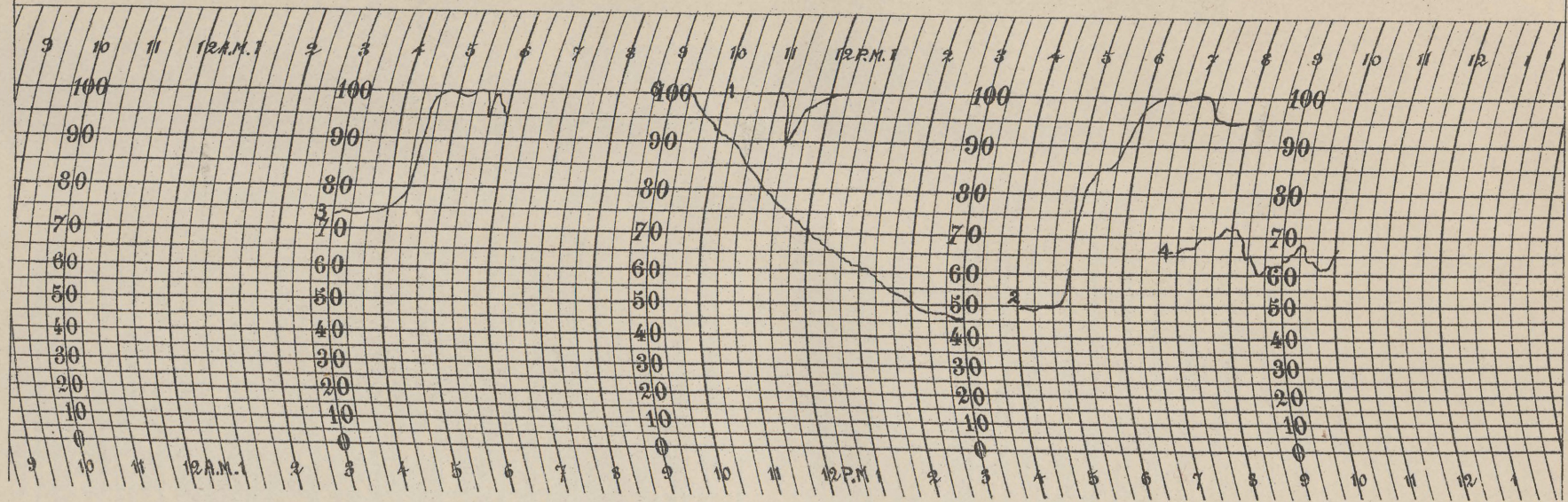
No. 3

1886



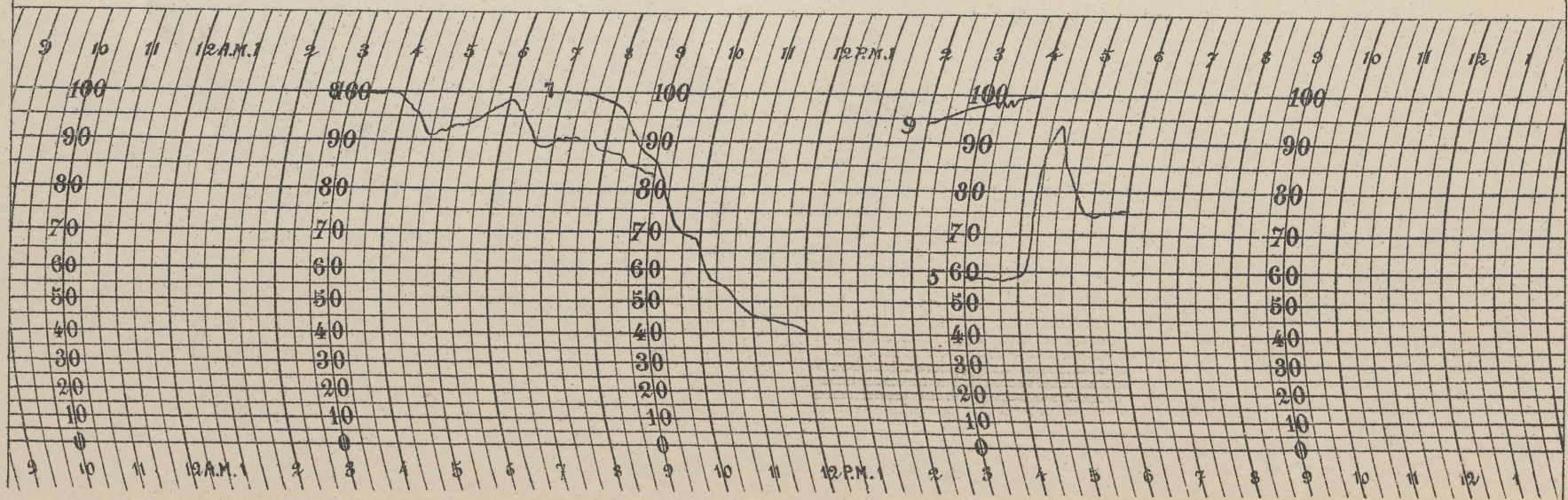
Self Recording Hygrometer, RICHARD brothers Man^{rs} PARIS

Blue-hill Meteorological observatory No. 4. 1886.



Self Recording Hygrometer, RICHARD brothers Man^{rs} PARIS

Blue-hill Meteorological observatory No. 5. 1886.



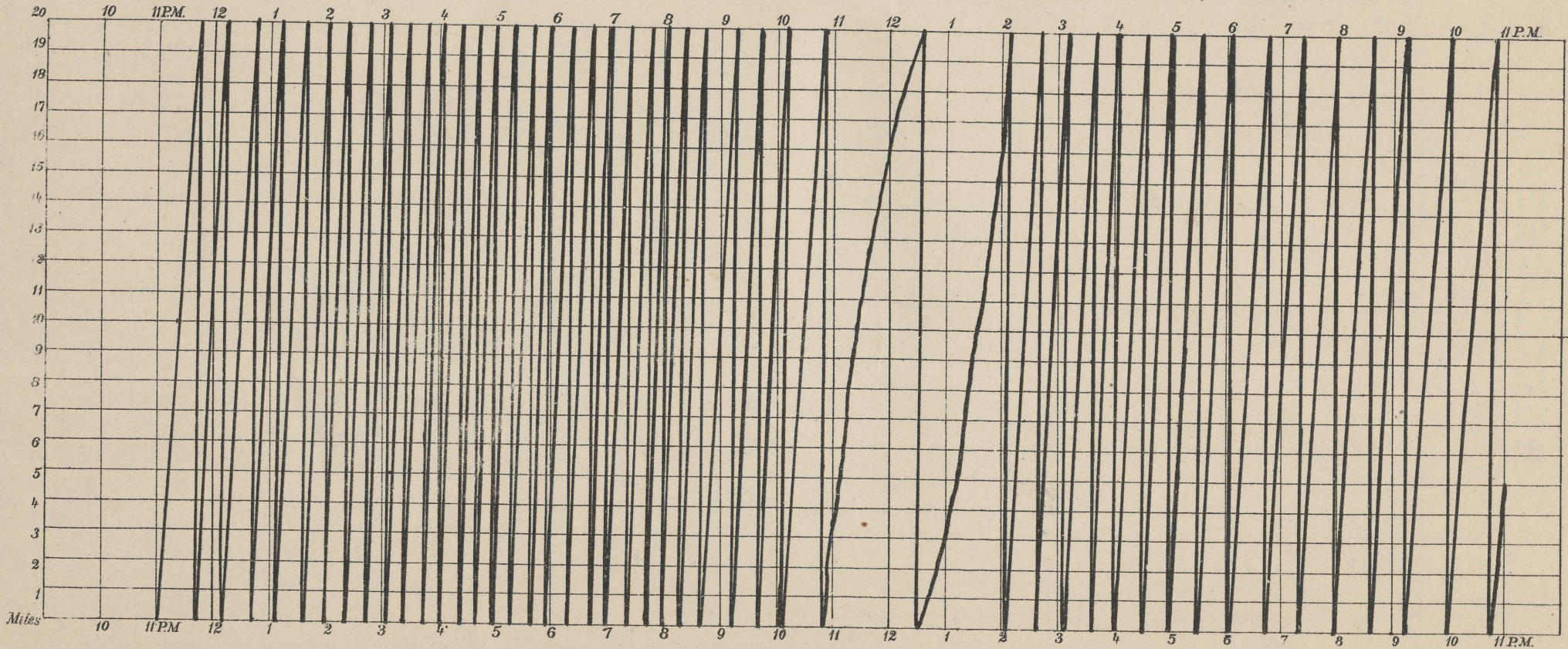
No. 6.

BLUE HILL METEOROLOGICAL OBSERVATORY. ANEMOMETER.

VELOCITY OF THE WIND AT BLUE HILL, NORFOLK CO., MASS.

Recorded by Draper's Self-recording Pencil Anemometer.

JANUARY 9, 1886



*The hours are marked by the vertical lines.
The distance travelled in miles by the horizontal lines.*

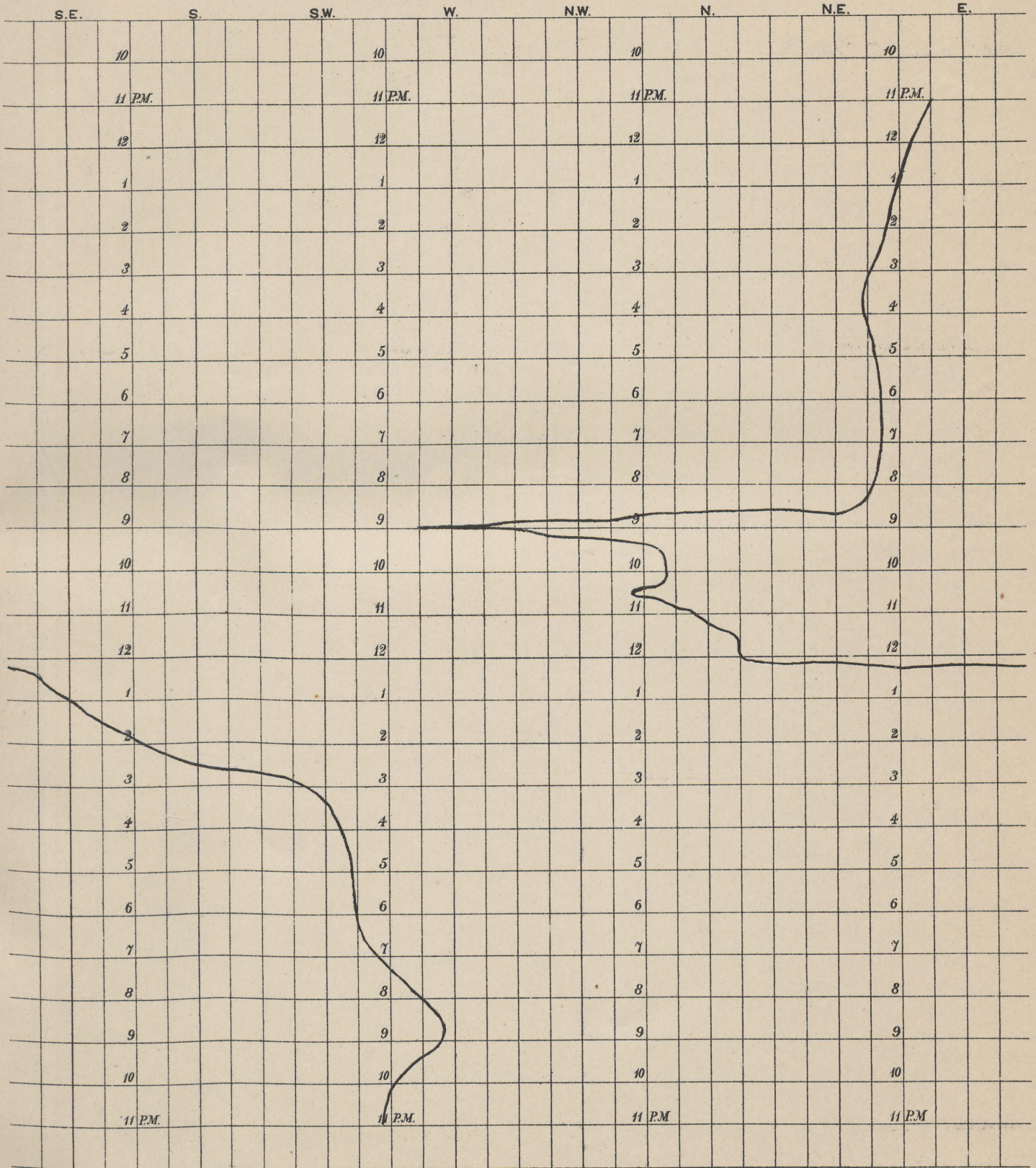
*Constructed by
Black & Pfister
New York City*

BLUE HILL METEOROLOGICAL OBSERVATORY. ANEMOSCOPE.

DIRECTION OF THE WIND AT BLUE HILL, NORFOLK CO., MASS.

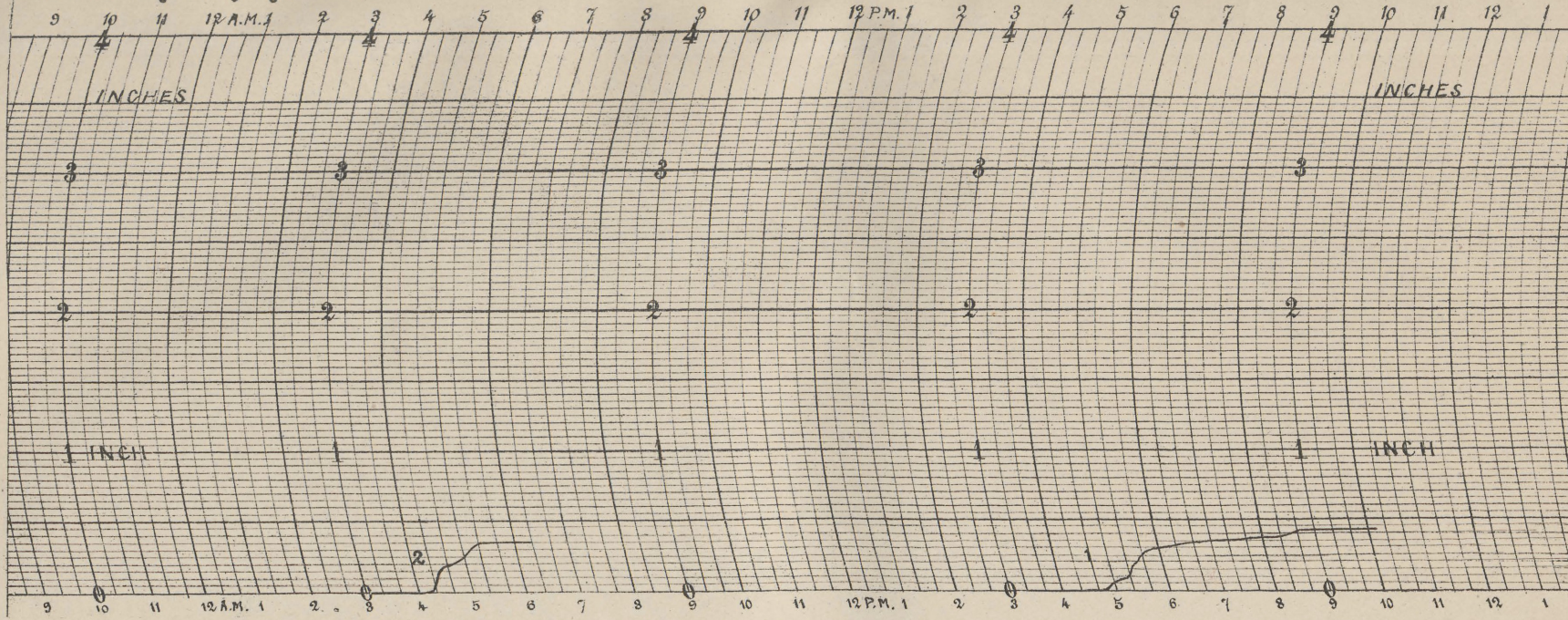
Recorded by Draper's Self-recording Pencil Anemoscope.

JANUARY 9, 1886



Self Recording rain-gauge RICHARD brothers Man^{rs} PARIS

Blue-hill Meteorological observatory No. 8. 1886



Self Recording rain-gauge RICHARD brothers Man^{rs} PARIS

Blue-hill Meteorological observatory No. 9. 1886

