

English

V

11
A-4062
A. EHIN · M. RAUK

ENGLISH

ÕPIK 5. KLASSILE

4. väljaanne

KIRJASTUS «VALGUS»

TALLINN 1966

Kaane kujundanud V. Vare
Illustreerinud M. Fuks

Kinnitatud Eesti NSV Haridusministeeriumi poolt.



Эхин, Алис Мяртовна и Раук, Меланиа Ивановна
УЧЕБНИК АНГЛИЙСКОГО ЯЗЫКА ДЛЯ 5-го КЛАССА

На английском и эстонском языках

Обложка Vare, В.

Оформление Фукс, М.

Издательство «Валгус»

Таллин, Пярнуское шоссе, 10

*

Toimetaja V. Rummel. Kunstiline toimetaja H. Keigo
Tehniline toimetaja H. Kohu. Korrektorid S. Ridala ja H. Kull

Ladumisele antud 15. IX 1965. Trükkimisele antud 29. X 1965. Paber 60 × 90, 1/16. Trükipoog-
naid 9. Arvestuspoognaid 6,47. Trükiarv 7500. Tellimise nr. 6926. Hans Heidemanni nimeline
trükkikoda, Tartu, Olikooli 17/19. II

Hind 13 kop.


6—4
ARHIIVKOOGU

EELKURSUS.


§ 1.



a pen




a desk



a bed



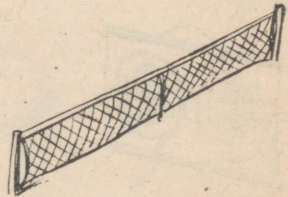
a tent



a nest



a hen



a net

10

ten




Meg



Ted

§ 2.



a lamp




a man



a hat



a cap



a map




a flag



a stamp



a hand



a bag




a cat

hand	hen
ten	pen
bag	flag
bed	Ted
lamp	tent

Meg	map
cap	cat
net	hat
man	stamp
desk	nest

§ 3.



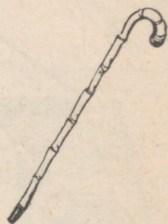
a ship



a fish



a dish



a stick



a kid



a pig

6


six

a stick
a nest
a cap
a kid


a fish
a dish
a ship
a tent

a kid
a pig
a bag
a bed

§ 4.



a book



a thin book




a thick book

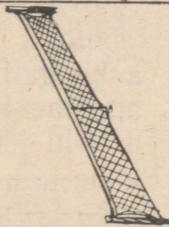
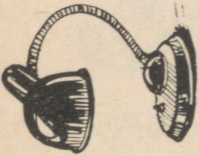

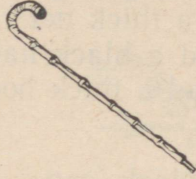
a 'black 'hen
a 'black 'desk

a 'thin 'cap
a 'thin 'net

6



10



a 'black 'hat	a 'thin 'stamp
a 'big 'ship	a 'thick 'cap
a 'big 'fish	a 'thick 'net
a 'big 'tent	a 'thick 'stamp

a 'black 'hen and a 'black 'cat
 a big map and a big flag
 a thin cap and a thick net
 a black bag and a black hat
 a thin stamp and a thick book

a 'thick 'black 'cap
 a big black hen
 a big black cat
 a thick black bag

Ülesanne 1.

Tõlkida inglise keelde.


must kass	paks raamat	must müts
suur koer	õhuke raamat	õhuke võrk
must kana	suur kala	suur maakaart
suur kott	suur laev	suur käsi

Ülesanne 2.

Täita puuduvad tähed.

a th— — cap	a b—g flag
a — — ick net	a —la—k hat
a bla— — dog	a —hi—k bag
a —ig nest	a b— — dish
a t— ick book	a t— —n map

§ 5.



a clock



a dog



a fox



a box



a sock



a lock



a pot

bag clock
six sock

dish pot
man dog

kid fox
bed box



The 'dog is 'big.



The 'cat is 'black.

The book is big.
The box is black.
The pig is big.
The hen is black.

The pot is black.
The clock is big.
The cap is black.
The ship is big.

A thick sock and a thin net. A big net and a big fish.
A big box and a big pot. A thick cap and a black bag.

Ülesanne 1.

Tõlkida inglise keelde.

Näide: Koer on suur. The dog is big.

1. Karp on suur.
2. Kell on suur.
3. Laev on suur.
4. Pada on must.
5. Kübar on must.
6. Kana on must.
7. Raamat on paks.
8. Sokk on paks.
9. Vaagen on paks.

Ülesanne 2.

Täita puuduvad tähed.

sokk	s—c—	müts	c— —
pada	p—t	kübar	—a—
karp	bo—	lipp	f— —g
rebane	—ox	laev	— —ip
koer	—og	kepp	sti— —
kell	—lo—k	maakaart	m— —
lukk	l—ck	kuus	s— —

§ 6.

This

That



'This is a 'pencil and 'this is a 'pencil-box.



'This is a 'lamp and 'that is a 'clock.

thin	this
thick	that

'This is a 'thin 'book and 'that is a 'big 'map.

'This is a 'stamp and 'that is a 'flag.

'This is a 'thick 'bag and 'that is a 'thin 'net.

'This is a 'stick and 'this is a 'lock.

'This is a 'desk and 'that is a 'bed.

'This is a 'tent and 'that is a 'ship.

'This is 'Ted and 'that is 'Sam.

Ülesanne 1.

Tõlkida inglise keelde.

1. See on Meg. 2. Too on Ted. 3. See on kitsetall ja too on siga. 4. See on kass ja too on kana. 5. See on koolilaud ja too on lamp. 6. See on raamat.

Ülesanne 2.

Täita lüngad.

1. This ... a pen. 2. This ... a pencil. 3. This is ... pencil-box. 4. This ... a pig. 5. That is ... fish. 6. That is ... fox. 7. This ... a box. 8. That is ... pot. 9. This ... a dish.

§ 7.


in

on



This is a pencil.

This is a pencil-box.



The 'pencil is in the 'pencil-box.

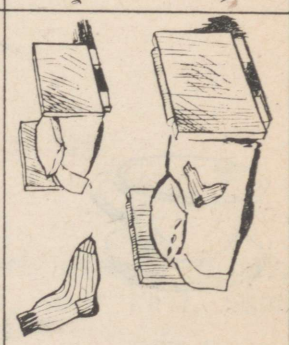
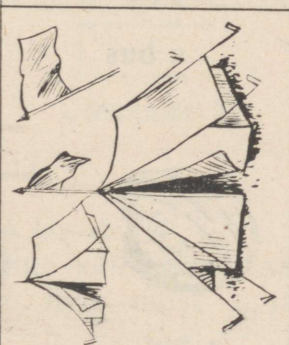



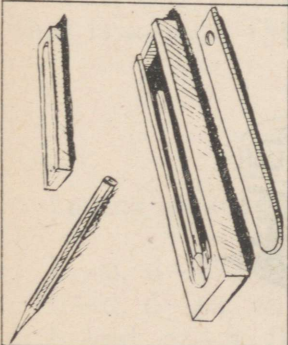
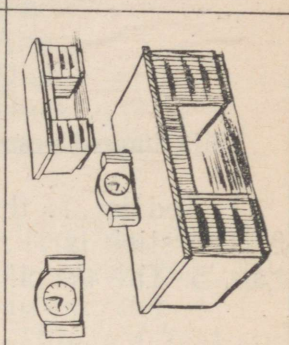
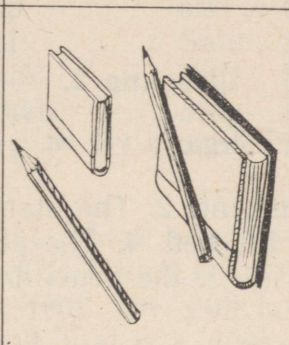


This is a big clock. This is a desk. The big clock is on the desk.

This is a fish and this is a net. The fish is in the net.

This is a black hen and this is a nest. The black hen is in the nest.

This is a man and this is a big ship. The man is on the big ship.

This is a red cap and this is a black box. The red cap is in the black box.



Ülesanne 1.

Tõlkida inglise keelde.


1. See on lipp ja see on laud. Lipp on laual. 2. See on pliiats ja see on pinal. Pliiats on pinalis. 3. See on voodi ja see on telk. Voodi on telgis. 4. See on vaagen ja see on kandekott. Vaagen on kandekotis. 5. See on raamat. Raamat on koolilaul.

Ülesanne 2.

Täita lüngad eessõnadega *in* või *on*.

1. Ted is ... the tent. 2. The stamp is ... the desk.
3. The stick is ... the bed. 4. The pencil-box is ... the bag.
5. The pencil is ... the pencil-box.

§ 8.



a bus



a cup




a nut



a gun



a duck



a hut



a brush

cap cup

hat hut

stick duck

dish brush

book bag

six ten

Sam Ann

Tim Dick

Meg Huck

pencil pencil-box

'Tim is in the 'hut. 'Huck is in the 'red 'bus. The 'big 'nut is in the 'cup. The 'brush is in the 'black 'bag. The 'red 'flag is on the 'tent. The 'gun is in the 'hut.

'This is a 'hen and 'that is a 'duck. 'This is a 'tent and 'that is a 'hut. 'This is a 'stick and 'that is a 'gun.

Ülesanne 1.

Lugeda sõnad.

h—n, d—ck; c—t, p—g, k—d;

b—d, d—sk, sh—p; m—p,


h—nd, m—n; fl—g, b—g, b— —k.

Ülesanne 2.

Tõlkida inglise keelde.

Näide: suur laev a big ship

Punane buss, suur kell, suur kaart, punane pliiats, suur pinal, punane lipp, must kana, suur kala, suur must koer.




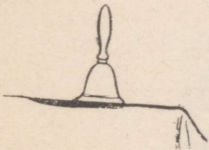
a watch



a bell



'What is 'this? It is a 'watch.



'What is 'that? It is a 'bell.

'What is 'this? It is a 'desk. It is a 'black 'desk.

'What is 'that? It is a 'bell. It is a 'big 'bell.

What is that? It is a box. It is a red box.

What is this? It is a watch.

What is this? It is a pencil.

What is that? It is a pencil-box.

This is a watch and that is a clock.

This is a desk and that is a flag.

This is a stamp and that is a map.

This is a pen and this is a pencil.

Ülesanne 1.

Täita lüngad nõutavate sõnadega.

1. What ... this? ... is a pen.
2. What ... this? It ... a bell.
3. What ... that? It ... a pot.
4. What ... this? ... is a sock.
5. ... is this? It ... a watch.
6. ... is that? ... is a clock.

Ülesanne 2.

Tõlkida inglise keelde.

1. Mis see on? See on kirjamark.
2. Mis see on? See on koolilaud.
3. Mis see on? See on kelluke.
4. See on käekell ja too on seinakell.
5. Mis too on? Too on part.
6. See on tass ja too on pada.


§ 10.



a cake



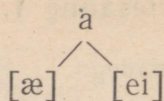
a plate



a gate



a snake



cap	cake
lamp	plate
cat	gate
stamp	snake

'Meg has a 'cake. The 'cake is on the 'plate. 'Dick has a 'big 'dog. The 'dog is 'black. 'Kate has a 'cap. The 'cap is 'red. 'Sam has a 'pig. The 'pig is 'big. 'Bess has a 'hen. The 'hen is 'black.

The cake is on the plate. The duck is on the dish. The snake is in the nest. The lock is on the gate (värava ees). The watch is on the bed.

What is this? It is a big plate. What is that? It is a black snake. What is this? It is a red flag.

Ülesanne 1.

Täita lüngad eessõnadega *in, on*.

1. The fish is ... the plate. 2. The cap is ... the gate. 3. The cake is ... the box. 4. The clock is ... the desk. 5. The duck is ... the pot. 6. The bag is ... the desk. 7. The brush is ... the bed.

Ülesanne 2.


Täita lüngad sõnadega *is või has*.

1. Kass on must.	The cat ... black.
2. Kassil on kala.	The cat ... a fish.
3. Dick on bussis.	Dick ... in the bus.
4. Dickil on lipp.	Dick ... a flag.
5. Tedil on kell.	Ted ... a watch.
6. Ted on telgis.	Ted ... in the tent.
7. Kanal on pesa.	The hen ... a nest.
8. Kana on pesas.	The hen ... in the nest.

§ 11.



a rose



a stove



a nose




a bone



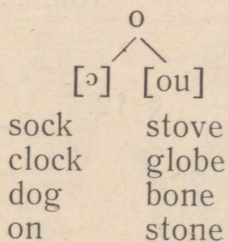
a stone



a globe



a sofa



Ann Fox has a red rose.
 Huck has a globe and Dick has a map.
 Spot is a dog. Spot has a bone.

Kit is a cat. Kit has a fish.
 Rose Stone has a cat and a dog.
 Kate Black has a bed and a sofa.
 Ted has a watch and a clock.
 Dick is a big man; Dick has a big nose.

Ülesanne 1.

Tõlkida inglise keelde.

Näide: Megil on kass.
 Meg has a cat.


1. Tedil on püss. 2. Bessil on käekell. 3. Rose'il on kook. 4. Kitty'l on punane müts. 5. Tomil on suur koer. 6. Nellyl on punane pinal.

Ülesanne 2.



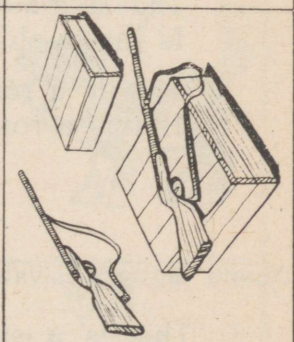
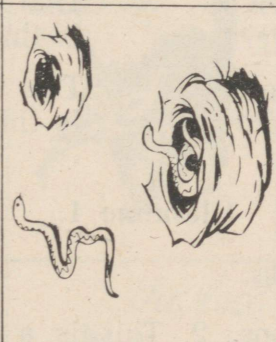
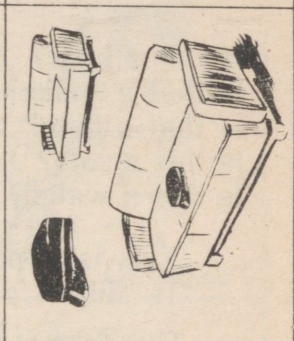


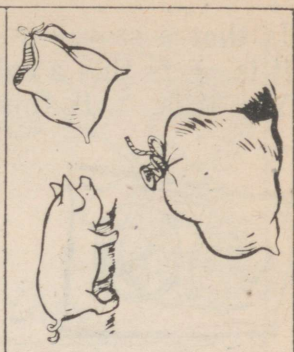
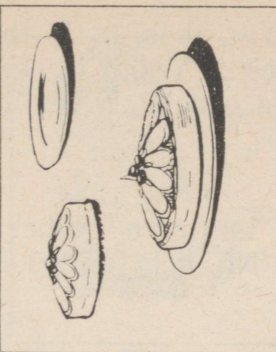

Täita lüngad sõnadega *is* või *has*.

- | | |
|--------------------------|-----------------------------|
| 1. Ted on suur mees. | Ted ... a big man. |
| 2. Tedil on suur diivan. | Ted ... a big sofa. |
| 3. Spot on koer. | Spot ... a dog. |
| 4. Spotil on suur kont. | Spot ... a big bone. |
| 5. Uss on kivil. | The snake ... on the stone. |
| 6. Uss on suur. | The snake ... big. |
| 7. Tomil on koer. | Tom ... a dog. |
| 8. Tomil on kepp. | Tom ... a stick. |


§ 12.



'Is 'this a 'sofa? ↑ 'Yes, it 'is. ↓



Is that a stove? ↑ Yes, it is. ↓ Is that a bone? ↑ Yes, it is. ↓ Is this a cake? ↑ Yes, it is. ↓ Is that a snake? ↑ Yes, it is. ↓ Is this a pencil? ↑ Yes, it is. ↓



'Is 'this a 'globe? ↑
'No, it is 'not; ↓ it is a 'map. ↓

Is this a bone? ↑ No, it is not; ↓ it is a stick. ↓
Is that a snake? ↑ No, it is not; ↓ it is a fish. ↓
Is that a gate? ↑ No, it is not; ↓ it is a net. ↓
Is this a sofa? ↑ No, it is not; ↓ it is a bed. ↓
Is this a watch? ↑ No, it is not; ↓ it is a bell. ↓

'This is a 'pencil. ↓	This is a plate. ↓
'Is 'this a 'pencil? ↑	Is this a plate? ↑
That is a stove. ↓	That is a cake. ↓
Is that a stove? ↑	Is that a cake? ↑
This is a rose. ↓	This is Kate. ↓
Is this a rose? ↑	Is this Kate? ↑

Ülesanne 1.

Muuta laused küsivateks.

1. This is a stone. 2. This is a rose. 3. This is a globe. 4. This is a sofa. 5. That is a stove.

Ülesanne 2.

Tõlkida eesti keelde.

1. Tom has a dog. 2. Spot is a dog. 3. Kit is a cat. 4. Kate has a black cat. 5. Rose has a duck. 6. Ann has a big red rose. 7. The stick is on the bench. 8. The pot is in the hut.


 <p>Meg</p>	 <p>Ted</p>	 <p>Ann</p>
 <p>Mike</p>	 <p>Kate</p>	 <p>the man</p>
<p>the hen</p> 	<p>the cat</p> 	<p>the dog</p> 
<p>the duck</p> 	<p>the fox</p> 	 <p>the man</p>

Näide: Meg has a cup. She has a cup.

The hen has a nest. It has a nest.




a pipe




a knife



a bike



a kite



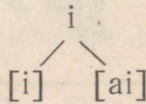
a line

5

five

9

nine



kid	kite
pig	pipe
six	nine
fish	five

I have a 'knife. 'This is my 'knife. My 'knife is on my 'plate.

I have a 'kid. 'This is my 'kid. My 'kid is 'white.

I have a bike. This is my bike. My bike is in the tent.

I have a cat. My cat is white. My cat is on the gate.

Tom has a kite. Is the kite white? ↑ Yes, it is.

Ted has a pipe. Is the pipe red? ↑ No, it is not; it is black.

Is this a line? ↑ Yes, it is. It is a line on the globe.

F f [ef]	N n [en]
L l [el]	S s [es]
M m [em]	X x [eks]

Ülesanne 1.

Tõlkida inglise keelde.

Näide: See on nuga. See on minu nuga.

This is a knife. It is my knife.

1. See on jalgratas. See on minu jalgratas. 2. See on käekell. See on minu käekell. 3. Too on roos. Too on minu roos. 4. See on tass. See on minu tass.

Ülesanne 2.

Täita lüngad sõnadega *have* või *has*.

1. I ... a white hen. 2. Tom ... a gun. 3. I ... a brush in my hand. 4. I ... a fish on my plate. 5. Ted ... a knife.

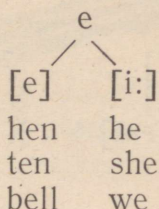
Ülesanne 3.

Tõlkida inglise keelde.

1. Mul on gloobus. 2. Tedil on gloobus. 3. Tomil on jalgratas. 4. Mul on jalgratas. 5. Mul on roos. 6. Kitty on roos. 7. Mul on käekell. 8. Nellyl on käekell.

§ 14.

he she we



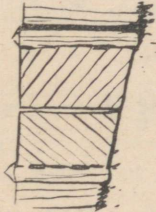


- 'Is 'Jack at 'home? † 'Yes, he 'is. ↘
 'Is he at 'school? † 'No, he is 'not. ↘
 Is Jane at home? † No, she is not. ↘
 Is she at school? † Yes, she is. ↘
 Are you at school? † Yes, we are. ↘
 Are you at home? † No, we are not. ↘
 Has Jack a good bike? † Yes, he has. ↘
 Has Jane a watch? † No, she has not. ↘
 Jack and Jim, ↘ have you a kite? † No, we have not. ↘
 Has Jack a dog? † Yes, he has. ↘
 Has Jane a hen? † Yes, she has. ↘
 Jack and Jim, ↘ have you a kid? † No, we have not. ↘

A a	[ei]	B b	[bi:]
E e	[i:]	C c	[si:]
I i	[ai]	D d	[di:]
O o	[ou]	G g	[dʒi:]
U u	[ju:]	P p	[pi:]
		T t	[ti:]
		V v	[vi:]

Ülesanne 1.

Asendada nimed asesõnadega *he, she*.

1. *Tom* is on the ship. 2. *Bella* has a rose. 3. *Meg* is at home. 4. *Max* is at school. 5. *Ted* has a good watch. 6. *Bill* has a good knife.



Ülesanne 2.

Täita lüngad asesõnadega *I, we* või *you*.

Mul on jalgratas.	... have a bike.
Meil on lohe.	... have a kite.
Teil on suur tort.	... have a big cake.
Me oleme koolis.	... are at school.
Te olete kodus.	... are at home.
Meil on seinakell.	... have a clock.
Sul on käekell.	... have a watch.
Mul on hea raamat.	... have a good book.
Sa oled bussis.	... are in the bus.
Me oleme telgis.	... are in the tent.
Te olete laeval.	... are on the ship.

Ülesanne 3.

Täita lüngad sõnadega *have* või *are*.

1. We ... at home. 2. We ... not at school. 3. You ... in the tent. 4. You ... not in the hut. 5. We ... on a big stone. 6. You ... a big stove. 7. We ... a good sofa. 8. You ... a big desk. 9. We ... a bike. 10. You ... in a red bus. 11. We ... a big net. 12. You ... a good lamp. 13. We ... a pencil-box. 14. You ... in bed.

§ 15.

Ülesanne 1.

Lugeda täht-tähelt.

fox, five, stone, ten, six, gun, flag, nut.

Ülesanne 2.

Nimetada puuduv täht ja sõna.

ma-, pip-, do-, c-t, p-g, nes-, b-s, -up.

H h	[eit/]	R r	[ɑ:]
J j	{dzei}	W w	{'dʌblju:}
K k	[kei]	Y y	[wai]
Q q	[kju:]	Z z	[zed]

Ülesanne 3.

Missuguse tähega algavad järgmised sõnad?

Nimetage täht ja sõna.

—and, —id, —atch, —ose, —at, —ite, —en,
—nife, —hat, —es, —ed.

A B C

a b c d e f g h i j k

l m n o p q r s t u v w

q r s t u v w x y z and

now you see how well I know the A B C!

A B C D E F G
H I J K L M N O P
Q R S T U V W
X Y Z

And now you see
How well I know the A B C.

INGLISE TÄHESTIK.

Trüki-täht	Kirjatäht	Tähe nime-tus	Trüki-täht	Kirjatäht	Tähe nime-tus
A a	<i>A (A) a</i>	[ei]	N n	<i>N n</i>	[en]
B b	<i>B b</i>	[bi:]	O o	<i>O o</i>	[ou]
C c	<i>C c</i>	[si:]	P p	<i>P p</i>	[pi:]
D d	<i>D d</i>	[di:]	Q q	<i>Q q</i>	[kju:]
E e	<i>E e</i>	[i:]	R r	<i>R r</i>	[ɑ:]
F f	<i>F f</i>	[ef]	S s	<i>S s</i>	[es]
G g	<i>G g</i>	[dʒi:]	T t	<i>T t</i>	[ti:]
H h	<i>H h</i>	[eitʃ]	U u	<i>U u</i>	[ju:]
I i	<i>I i</i>	[ai]	V v	<i>V v</i>	[vi:]
J j	<i>J j</i>	[dʒei]	W w	<i>W w</i>	[ˈdʌblju:]
K k	<i>K k</i>	[kei]	X x	<i>X x</i>	[eks]
L l	<i>L l</i>	[el]	Y y	<i>Y y</i>	[wai]
M m	<i>M m</i>	[em]	Z z	<i>Z z</i>	[zed]

PŌHIKURSUS.

LESSON ONE.

AT SCHOOL.

It is Friday. It is eight o'clock. We are at school. We are in the classroom. We are at an English lesson. The English teacher is in the classroom. The classroom is big.

Where are you at six o'clock? ↘ At six o'clock we are at home.

Where are you at eight o'clock? ↘ At eight o'clock we are at school.


Where are you now? ↘ We are at school.

Where are you, Tom? ↘ I am in the classroom.



Are Enn and Epp in the classroom? ↗ No, they are not; they are at home.

Is the teacher in the classroom? ↗ Yes, she is.

Is the classroom big? ↗ Yes, it is.



It is eight o'clock.



This is Aavo.
He is at school.

This is Epp.
She is at school.

This is a book.
It is on the desk.

GRAMMATIKA.

1. Isikulised asesõnad.

Ainsus		Mitmus	
I	mina	we	meie
you	sina	you	teie
he	} tema	they	nemad
she			
it			

2. Tegusõna *be* (olema) pööramine.

Present Indefinite (Olevik)

Jaatav		Küsiv	
I am	ma olen	am I?	kas ma olen?
you are	sa oled	are you?	kas sa oled?

JAATAV		KÜSIV	
he is	} ta on	is he?	} kas ta on?
she is		is she?	
it is		is it?	
we are	me oleme	are we?	kas me oleme?
you are	te olete	are you?	kas te olete?
they are	nad on	are they?	kas nad on?
Eitav			
I am not		ma ei ole	
you are not		sa ei ole	
he is not	} ta ei ole		
she is not			
it is not			
we are not		me ei ole	
you are not		te ei ole	
they are not		nad ei ole	

Exercise 1.

Lugeda.

[w]

what	one	where
watch	white	where
one	well	where

Exercise 2.

Täita lüngad asesõnadega *I, you, he, she, it, we, they*.

1. At eight o'clock . . . am at school. 2. Aavo is not at school, . . . is at home. 3. Ann and Kate are not at home, . . . are at school. 4. This is Silvia Raid, . . . is my teacher. 5. Where is the book? . . . is in my schoolbag. 6. Tom and Raivo, where are . . . ?

Exercise 3.

Muuta laused eitavateks ja küsivateks.

1. I am in the bus. 2. You are in the tent. 3. He is at home. 4. She is a teacher. 5. We are at an English lesson.

6. You are in the classroom. 7. They are on the ship.
8. My book is on the desk.

Exercise 4.

Täita lüngad.

1. The classroom ... big. 2. We ... in the classroom.
3. I ... at school. 4. At eight o'clock Ted ... not at home;
he ... at school. 5. Edith and Meg ... not in the class-
room. 6. Bill, where ... you? I ... in the bus. 7. Ned and
Sam, where ... you? We ... in the tent. 8. My pen ...
not in the pencil-box; it ... on the desk.

Exercise 5.

Täita lüngad artikliga *a* või *the*.

Näide: Ma näen (*üht*) meest. (*See*) mees on laeval.
I see *a* man. *The* man is on the ship.

- Meil on (*üks*) koer. (*See*) koer on suur.
We have ... dog. ... dog is big.
- Ma näen väraival (*üht*) kassi.
I see ... cat on the gate.
- Lindal on (*üks*) suur roos. (*See*) roos on punane.
Linda has ... big rose. ... rose is red.
- Mul on (*üks*) punane pliiats. (*See*) pliiats on minu
pinalis.
I have ... red pencil. ... pencil is in my pencil-box.
- Ma näen (*ühel*) suurel taldrikul (*üht*) kooki.
I see ... cake on ... big plate.

LESSON TWO.


AT THE LESSON.

It is nine o'clock. We are at the English lesson.

Where is the teacher? ↯ She is in the classroom.
Where are your books and copy-books? ↯ They are on
our desks.



The copy-book is open.



The copy-books are open.

Teacher. Toivo, are you on duty today? ↑

Toivo. No, I am not.

Teacher. Who is on duty today? ↓

Enn. I am.

Teacher. Who is absent today? ↓

Enn. Milvi Pint and Aarne Sepp are absent.

Teacher. Now open your books.

We open our books.

Teacher. Read lesson two.

We read lesson two.

Teacher. Take your copy-books and pens. Write exercise one.

We take our copy-books and pens and write exercise one.

GRAMMATIKA.

Nimisõnade mitmus.

- | | |
|----------------------|--------------------|
| 1. book — books [s] | cake — cakes [s] |
| lamp — lamps [s] | plate — plates [s] |
| 2. bag — bags [z] | globe — globes [z] |
| hand — hands [z] | stone — stones [z] |
| pencil — pencils [z] | sofa — sofas [z] |

3. bus — buses [iz] rose — roses [iz]
 class — classes [iz] nose — noses [iz]
 box — boxes [iz] exercise — exercises [iz]
 dish — dishes [iz]
 watch — watches [iz]

Exercise 1.

[t], [d]

two	take	teacher
desk	duty	today

Dick and Dan are on duty today.

Exercise 2.

Täita lüngad.

1. Milvi ... absent. 2. Milvi and Aarne ... absent.
 3. Toivo ... on duty. 4. Toivo and Aino ... on duty.
 5. My copy-book ... on my desk. 6. Our copy-books ...
 on our desks. 7. This classroom ... big. 8. The class-
 rooms in our school ... big.

Exercise 3.

Tarvitada mitmuses.

1. The book is in the bag. 2. The map is on the desk.
 3. The globe is in the classroom. 4. The stamp is in the
 book. 5. The lamp is on the desk. 6. The cake is on the
 plate. 7. The box is on the sofa. 8. Write the exercise at
 home.

Exercise 4.

Tõlkida inglise keelde.

1. Ma olen klassis. 2. Me oleme klassis. 3. Sa oled
 koolis. 4. Te olete koolis. 5. Aarne on kodus; ta ei ole
 koolis. 6. Hilda on inglise keele tunnis; ta on korra-
 pidaja. 7. Kus on Hillar? Ta on bussis.

Exercise 5.

Tõlkida eesti keelde.

1. I know who is on duty today. 2. We know who is absent today. 3. I see a flag on the ship. 4. Tom and Dick see a big fish in the net. 5. The brush is in that box. Open the box and take the brush.

Exercise 6.

Täita lüngad artikliga *a* või *the*.

Näide:

1. See on taldrik, see ei ole vaagen.
This is *a* plate, it is not *a* dish.
2. See on kivi (mitte kont).
This is a stone.

1. See on vihik. (*See*) vihik on paks.
This is ... copy-book. ... copy-book is thick.
2. See on käekell. (*See*) käekell on hea.
This is ... watch. ... watch is good.
3. See on diivan, see ei ole voodi.
This is ... sofa, it is not ... bed.
4. See on rebane, see ei ole koer.
This is ... fox, it is not ... dog.
5. Too on part. (*See*) part on valge.
That is ... duck. ... duck is white.
6. See on kala, see ei ole uss.
This is ... fish, it is not ... snake.

LESSON THREE.

THE TEACHER AND THE PUPIL.

Teacher. 'Stand 'up, Linda.

Linda. I 'stand 'up.

Teacher. 'Take your 'book, please.

Linda. I 'take my 'book.

Teacher. 'Come to the 'blackboard.

Linda. 'Now I am at the 'blackboard.



Linda is a pupil.
She is at the blackboard.

Teacher. 'Open your
'book.

Linda. I 'open my 'book.

Teacher. 'Shut your 'book.

Linda. I 'shut my 'book.

Teacher. 'Write your
'name on the 'blackboard.

Linda. I 'write my 'name
on the 'blackboard.

Teacher. 'Read your
'name.

Linda. I 'read my 'name.

Teacher. 'Now 'go to your
'seat, Linda, and 'sit 'down.

Linda. I 'sit 'down.

GRAMMATIKA.

Infinitive (tegevusnimi).

Imperative (käskiv kõneviis).

read — lugema, lugeda
stand up — püsti tõusma,
püsti tõusta

read — loe! lugege!
stand up — tõuse püsti!
tõuske püsti!

Exercise 1.

Lugeda.

		th		
		—		
[θ]				[ð]
thin	a thin cup		this	the man
thick	a thick cap		that	the name
Smith	a thin line		they	the lesson

Exercise 2.

Tarvitada mitmuses.

Näide: The blackboard is big.
The blackboards are big.

1. The cake is good.
2. The plate is white.
3. The sofa is red.
4. The book is good.
5. The map is big.
6. The hen is black.
7. The copy-book is thin.
8. The book is thick.
9. The brush is black.
10. The dish is red and white.

Exercise 3.

Täita lüngad:

1. My name ... Helmi Kuus.
2. I ... a pupil.
3. I ... on duty today.
4. You ... our teacher.
5. We ... pupils.
6. We ... at an English lesson.
7. Exercise three ... on the blackboard.

Exercise 4.

Moodustada küsimused.

Näide: The book is *in my hand*.
Where is the book?

1. The pupils are *in the classroom*.
2. The teacher is *at the lesson*.
3. I am *at school*.
4. Salme is *at home*.
5. The cat is *on the stove*.
6. The copy-books are *in my schoolbag*.

Exercise 5.

Lõpetada laused.

my *our*

1. Open your book. I open
2. Open your books. We open
3. Shut your books. We shut
4. Take your copy-books. We take
5. Write your name on the copy-book. I write
6. Emma, read your name. I read

Exercise 6.


Tõlkida inglise keelde.

1. Võta minu raamat!
2. Mine tahvli juurde!
3. Kirjuta oma nimi!
4. Kirjutage see harjutus!
5. Tõuske püsti!
6. Istuge!
7. Lu-gege õppetükk kolm!

LESSON FOUR.


OUR FAMILY.

My 'name is 'Rein 'Lepp. I am 'twelve 'years 'old. I have a 'brother and a 'sister. My 'brother 'Aavo is 'ten 'years old and my 'sister 'Ann is 'eight. We are 'schoolchildren. Our 'father and 'mother are 'collective 'farmers.



A collective farmer.


What is your name? ↘ My name is Rein Lepp. How old are you? ↘ I am twelve years old. Have you a brother? ↗ Yes, I have. How many sisters have you? ↘ I have one sister. Are you schoolchildren? ↗ Yes, we are.



Rein has a dog.



Ann has a kid.



Näide: Dick has a bike. He has a bike.

Tom an Jack have a flag. They have a flag.

GRAMMATIKA.

Tegusõna *have* (omama) pööramine.

Present Indefinite (Olevik)

Jaatav		Küsiiv	
I have	mul on	have I?	kas mul on?
you have	sul on	have you?	kas sul on?
he has	} tal on	has he?	} kas tal on?
she has		has she?	
it has		has it?	
we have	meil on	have we?	kas meil on?
you have	teil on	have you?	kas teil on?
they have	neil on	have they?	kas neil on?

Exercise 1.

a[æ]		a + r[ɑ:]	
stamp	start	farmer	park
lamp	farm	park	start
bag	park	start	farmer

Exercise 2.

Täita lüngad.

1. Jack Sharp ... four children.
2. The children ... ^{have} a big kite.
3. Jack Sharp ... a sister, Jane.
4. My brother ... ^{has} a bike.
5. We ... a pig.
6. The pupils ... six lessons today.
7. Mark and Max ... two sisters.
8. Our mother ... a black hat.
9. I ... many books at home.

Exercise 3.

Muuta laused küsivateks.

1. I have a good lamp.
2. You have a good pencil-box.
3. They have an English book.
4. Edith has a red cap.
5. They have English lessons at school.
6. Jim March has a big family.
7. Jane Lark has two children.

Exercise 4.

Tõlkida inglise keelde.

1. Mul on vend.
2. Kas sul on vend?
3. Sul on käekell.
4. Kas sul on käekell?
5. Meil on hea tahvel.
6. Kas teil on hea tahvel?
7. Õpetajal on punane pliiats.
8. Kas õpetajal on punane pliiats?
9. Aimil on ingliskeelne raamat.

Exercise 5.

Tarvitada mitmuses.

1. The pupil is at the blackboard.
2. Go to your desk and take your book.
3. My brother and my sister have many stamps.
4. The child is at home.
5. The pot is on the stove.
6. Your copy-book is thin.
7. The exercise is in the copy-book.

Exercise 6.

Täita lüngad artikliga *a, an* või *the*.

1. Dick is ... pupil, he is not ... teacher. Dick has ... brother and ... sister.
2. Fred Hope is ... teacher. He has ... good watch.
3. We have ... big clock in our classroom.
4. Jack has ... English stamp. ... stamp is in the English book.
5. Dick has ... English book. ... book is not thick.
6. Ted Smith is ... old man. He has ... big black pipe.
7. Rose Stone has ... child. ... child is four years old.

LESSON FIVE.

IN THE COUNTRY.

We 'live in the 'country. Our 'house is 'old. We have a 'big 'garden. We have 'many 'apple-trees in our 'garden.

We have a 'cow, a 'pig, a 'cat and a 'dog. We have 'many 'hens, but we have 'no 'ducks. Our 'hens are 'white.

We have 'no 'car, but our 'uncle 'Martin has a 'new 'car.

no car and nyuka



This is a cow.



This is an apple-tree.



This is an apple.

Is your house new? † No, it is not; it is old. Have you a garden? † Yes, we have; we have a big garden. Have you many apple-trees in your garden? † Yes, we have. How many apple-trees have you? † We have twelve. Have you a car? † No, we have not, but we have three bikes in our family.

GRAMMATIKA.

1. Tegusõna *have* pööramine.

Present Indefinite (Olevik)

Eitav vorm

I have no garden.	Mul ei ole aeda.
You have no garden.	Sul ei ole aeda.
He has no garden.	} Tal ei ole aeda.
She has no garden.	
We have no garden.	Meil ei ole aeda.
You have no garden.	Teil ei ole aeda.
They have no garden.	Neil ei ole aeda.

2. Täielik ja lühivastus tegusõnaga *have*.

'Have you a 'bike? †	'Yes, I have. †
'Has 'Elmar a 'car? †	'Yes, † I have a 'bike. †
	'No, he has 'not. †
	'No, † he has 'no 'car. †

Exercise 1.

Lugeda.

1. cat	car	lamp	lark
man	Mark	hat	farm
at	start	flag	park

2. Farmer Lark has a car. Mark Clapp has a garden.

Exercise 2.

Muuta laused eitavateks.

1. We have a cow.
2. We have a pig.
3. My brother has a car.
4. I have a knife.
5. My sister has a watch.
6. We have a sofa.
7. They have an uncle in the country.

Exercise 3.

Vastata küsimustele.

Näide: Have you a garden? Yes, we have.

Has Ned a car? No, he has not.

1. Have you a brother?
2. Have you a sister?
3. Has your teacher a dog?
4. Have you a cat?
5. Has your uncle a big family?
6. Has your father a new bike?
7. Has your mother a watch?

Exercise 4.

Täita lüngad.

1. I ... twelve years old now.
2. My sister ... ten years old.
3. Ted and Mark ... six years old.
4. Ann ... eight years old.
5. My brother ... not eight years old, he ... nine now.
6. How old ... your uncle?
7. How old ... your father and your mother?

Exercise 5.

Tõlkida inglise keelde.

1. Meil on aed.
2. Meil ei ole aeda.
3. Kas teil on suur aed?
4. Ainol on roos.
5. Lindal ei ole roosi.
6. Kas Helmil on roos?
7. Täna on meil kaks tundi.
8. Täna meil ei ole inglise keele tundi.
9. Kas neil on täna viis tundi?

Exercise 6.

A. Täita lüngad.

a, an

... man	... apple	... brother	... exercise
... old man	... tree	... uncle	... English exercise
... book	... apple-tree	... sister	... copy-book
... English book	... garden	... child	... pencil-box

B. Lugeda.

The man, the old man; the book, the English book; the apple, the apple-tree; the house; the father, the uncle; the exercise, the English exercise.

LESSON SIX.

WHERE IS DICK'S BALL?

'Where is 'Dick's 'ball? ↘

It is in the 'box.

'Where is the 'box? ↘

It is under the 'table.

'Where is the 'table? ↘

It is in the 'room.

'Where is the 'room? ↘

It is in the 'house.

'Where is the 'house? ↘

It is in 'Factory Street.

'Where is 'Factory Street? ↘

It is in 'Tallinn.

'Where is 'Tallinn? }
It is in the 'E.S.S.'R.
'Where is the 'E.S.S.'R? }
It is in the 'U.S.S.'R.

W
A RHYME

Big
Be quick, Paddy Wick!
Give the dog a bone.
Be quick, Paddy Wick!
Put it on a stone.

GRAMMATIKA.

Ainsuse omastav kääne.

Dick's [s] ball	Dick'i pall
your sister's [z] name	sinu õe nimi

Exercise 1.

Lugeda.

- | | | |
|------|----------|--------|
| 1. | ea | ee |
| seat | teacher | three |
| read | please | street |
| | | tree |
| 2. | [b], [p] | |

Ben, put the pen and the pencil in the pencil-box.

Exercise 2.

Täita lüngad:

be have

1. Linda's mother ... at home. 2. Linda's sister ... a new ball.
3. The ball ... in the box. 4. We ... three English books. 5. They
... no apple-trees. 6. We ... two rooms, but the rooms ... not
big. 7. Viljandi ... in the E.S.S.R. 8. Vello's uncle ... a house in
Viljandi. 9. He ... a teacher. 10. That pupil ... on duty today.

Exercise 3.

Täita lüngad.

at in on to under

1. The children are ... the classroom. 2. They are ... the English lesson. 3. Come ... the blackboard! 4. Now I am ... the blackboard. 5. Exercise four is ... the blackboard. 6. My school-bag is ... the desk. 7. Fred is absent today, he is ... home. 8. Where is your dog? It is ... the table.

Exercise 4.

Tõlkida inglise keelde.

1. Tõuske püsti! 2. Istuge! 3. Avage (oma) raamatud! 4. Sulgege (oma) raamatud! 5. Vello, tule tahvli juurde! 6. Kirjuta tahvlile oma nimi! 7. Võta (oma) vihik ja loe harjutus kaks!

Exercise 5.

Tõlkida inglise keelde.

Hilda tuba. Aino õde. Aavo vend. Kalevi isa. Olevi ema. Minu venna raamat. Teie õe vihik. Selle lapse nimi. Meie onu maja. Sinu isa jalgratas. Selle õpetaja lapsed.

LESSON SEVEN.

MY FRIEND AND I.



a girl



a boy

I am a 'boy. My 'first 'name is 'Vello, my 'family 'name is 'Link. We 'live in 'Linda Street. I have a 'sister. My 'sister's 'name is 'Ella. She is a 'little 'girl, she is 'only 'seven 'years 'old. She is in the 'first 'class.

I have 'many 'friends at 'school. We are 'pioneers. My 'best 'friend is 'Ain 'Pint. He is 'thirteen 'years 'old. He 'lives in 'Kalevi Street.



Vello and Linda are pioneers.

What is your name? ↘ My name is Vello. What is your family name? ↘ It is Link. How old are you? ↘ I am twelve years old. Are you a pioneer? ↗ Yes, I am. Is your sister a pioneer? ↗ No, she is not.

Have you many friends at school? ↗ Yes, I have. Who is your best friend? ↘ Ain Pint is. How old is Ain? ↘ He is thirteen.

GRAMMATIKA.

Tegusõna *live* (elama) pööramine.

Present Indefinite (Olevik)

Jaatav vorm

I live	ma elan	we live	me elame
you live	sa elad	you live	te elate
he lives	} ta elab	they live	nad elavad
she lives			
it lives			

Exercise 1.

Lugeda.

i[i]		i + r [ər]	
kid	girl	first	thirteen
fish	first	thirteen	girl
thick	thirteen	girl	first

Exercise 2.

Pöörata.

1. I live in Linda Street.
2. I take English lessons.

Exercise 3.

Täita lüngad tegusõnadega *come, go, live, read, take, write*.

1. We ³ in the U.S.S.R.
2. I ² to school at eight o'clock.
3. The pupils ... home (koju) at one o'clock.
4. At the lessons they ... exercises on the blackboard.
5. You ... books at home.
6. We ⁵ our copy-books and ⁴ to the blackboard.

Exercise 4.

Täita lüngad.

- | | |
|--|-----------|
| 1. He ... English books. | read |
| 2. She ... exercises at home and at school. | write |
| 3. My friend's uncle ... in the country. | live |
| 4. Vilma's sister ... English lessons. | take |
| 5. Jack's father ... home (koju) at two o'clock. | come |
| 6. He ... the bell and ... it on the table. | take, put |

Exercise 5.

Asendada nimed asesõnadega *he, she, they*.

1. *Vello* knows English.
2. *Ellen Rink* gives English lessons at our school.
3. *Jack and Jim* live in Globe Street.
4. *Betty and Kitty* go home at three o'clock.
5. *Rose* stands up and comes to the blackboard.
6. *Ain* takes the lamp and puts it on my table.

Exercise 6.

Tõlkida inglise keelde.

Selle poisi isa. Minu ema tuba. Meie õpetaja laud. Selle pioneeeri nimi. Minu sõbra koer.

LESSON EIGHT.

SNOW.

Chandra is a little Indian boy. He is seven years old. One winter † his family goes to England. They live in a little house in the country.

One day † Chandra goes into the garden: the garden is white. Chandra sees snow on the trees † and on the gate. He takes some snow in his hand † and goes home.

Now Chandra is in the house. The snow in his hand is wet. "Oh, it is wet!" he says.

He goes to the stove † and puts the snow on the stove to dry.

GRAMMATIKA.

Tegusõna go (minema, käima) pööramine.

Present Indefinite (Olevik)

I go	ma lähen (käin)	we go	me läheme (käime)
you go	sa lähed (käid)	you go	te lähete (käite)
he goes	} ta läheb (käib)	they go	nad lähevad (käivad)
she goes			
it goes			

Exercise 1.

[s]	[z]
he sits	she sees
he shuts	she comes
he thanks	she lives
he takes	she gives
he writes	she goes

Exercise 2.

Tarvitada ainsuses.

1. Dick's brothers come home at two o'clock. 2. The girls shut the gate at eight o'clock. 3. The children live in that house.

4. The teachers say, "Who is on duty today?" 5. The pupils stand up and go home. 6. My friends know my father. 7. One day the boys go into the street and take some snow. 8. The dogs see the cats.

Exercise 3.

Tarvitada mitmuses.

1. He lives in England. 2. He knows English. 3. He reads English books. 4. She gives English lessons. 5. She has three children. 6. The tree is white. 7. The stone is wet. 8. I stand up and go to the blackboard.

Exercise 4.

Täita lüngad eessõnadega *at, in, into, on, under*.

1. The children go ... the garden and sit down ... an apple-tree. 2. Put that rose ... my table. 3. Your uncle is ... the car. 4. Our pioneers are ... the country today. 5. Your friend is not ... home. 6. We live ... the E.S.S.R.

Exercise 5.

Tõlkida inglise keelde, tarvitades asesõnu

he	we	you
his	our	your

Näide: *Tema* on kaksteist aastat vana.

He is twelve years old.

Tema vend on kümme aastat vana.

His brother is ten years old.

1. Tiit on mu sõber. *Ta* elab Paides. *Tema õde* elab Tartus. 2. *Meie* oleme koolis, *meie ema* on kodus. 3. *Sina* oled kolhoosnik (a collective farmer); *sinu nimi* on Rein Rink. 4. *Teie* olete autos, aga *teie sõbrad* on bussis. 5. *Meie* oleme klassis, aga *meie õpetaja* ei ole klassis.

Exercise 6.

Täita lüngad artikliga *a, an* või *the*.

1. Chandra is ... Indian boy, Ted is ... English boy. 2. Kate is ... little girl. She has ... red ball. ... ball is big. 3. I have ... uncle in the country. He has ... car. ... car is new. 4. Aino is ... pioneer. She has ... little brother, Rein. Rein is not ... pioneer. 5. I have five apples. Please, take ... apple.

THE FARMER IS AT HOME.

The farmer is at home, The
far - mer is at home, O hol - ly ho, o
hol - ly no, The far - mer is at home.

The image shows three staves of musical notation in G major and 4/4 time. The first staff begins with a treble clef, a key signature of one flat (B-flat), and a common time signature (C). The melody consists of quarter notes: G4, A4, Bb4, A4, G4, F4, E4, D4. The second staff continues the melody: G4, A4, Bb4, A4, G4, F4, E4, D4. The third staff continues: G4, A4, Bb4, A4, G4, F4, E4, D4. The lyrics are written below the notes.

1. The farmer is at home,
The farmer is at home,
O-holly-ho, o-holly-ho,
The farmer is at home.
2. The farmer calls his wife,
The farmer calls his wife,
O-holly-ho, o-holly-ho,
The farmer calls his wife.
3. The wife then calls the child,
The wife then calls the child,
O-holly-ho, o-holly-ho,
The wife then calls the child.
4. The child then calls the dog, ...
5. They all then pat the dog, ...
6. The child then leaves the room, ...
7. The wife then leaves the room, ...
8. The farmer leaves the room, ...
9. The dog is now alone, ...

LESSON NINE.

WE ARE SCHOOLCHILDREN.

We are Estonian boys and girls. We are schoolchildren. We go to school every day. Now we are in the fifth class. We learn Estonian, Russian and English at school. We have five Estonian lessons, four Russian lessons and three English lessons every

week. We have English on Monday, on Wednesday and on Saturday. On Monday, Tuesday, Thursday and Friday we have Russian.

We know only two hundred English words, but we know many Russian words. We speak Russian at the Russian lessons and English at the English lessons. At home we speak Estonian.

Do you go to school? ↑ Yes, we do. ↓

Are you in the fifth class? ↑ Yes, we are. ↓

Do you learn English at school? ↑ Yes, we do. ↓

Do you know Russian? ↑ Yes, we do. ↓

Are you an Estonian girl, Aino? ↑ Yes, I am. ↓

Do you learn Russian at school? ↑ Yes, I do. ↓

Do you know many Russian words? ↑ Yes, I do. ↓

Do you speak Estonian at home? ↑ Yes, I do. ↓

Are your friends schoolchildren? ↑ Yes, they are. ↓

Are they in the fifth class? ↑ Yes, they are. ↓

Do they read books at home? ↑ Yes, they do. ↓

GRAMMATIKA.

Present Indefinite (Olevik).

1. Küsiva vormi moodustamine.

I 'learn 'English.

Ma õpin inglise keelt.

'Do I 'learn 'English? ↑

Kas ma õpin inglise keelt?

You 'learn 'English.

Te õpite inglise keelt.

'Do you 'learn 'English? ↑

Kas te õpite inglise keelt?

We 'learn 'English.

Me õpime inglise keelt.

'Do we 'learn 'English? ↑

Kas me õpime inglise keelt?

They 'learn 'English.

Nad õpivad inglise keelt.

'Do they 'learn 'English? ↑

Kas nad õpivad inglise keelt?

2. Lühivastus.

'Do you 'learn 'English? ↑ 'Yes, I 'do.

Kas te õpite inglise keelt? Jah (õpin).

3. Sõnade järjekord jutustavas ja küsilause.

	I	II	III	IV
	You	learn	English	at school.
Do	you	learn	English	at school?

Exercise 1.

Lugeda.

[ə:]

- | | | |
|---------------------|--------------------|-------|
| 1. girl | word | learn |
| first | learn | word |
| thirteen | | |
| 2. Monday ['mʌndi] | Thursday ['θɜ:zdi] | |
| Tuesday ['tju:zdi] | Friday ['fraidi] | |
| Wednesday ['wenzdi] | Saturday ['sætədi] | |

Exercise 2.

Pöörata jaatavas ja küsivas vormis:

I learn English.

I speak Estonian.

Exercise 3.

Muuta laused küsivateks.

Näide: You know Jack.

Do you know Jack?

1. We write exercises at school. 2. They read Russian books at home. 3. I learn Estonian. 4. They give lessons in the fifth class. 5. You know that man. 6. My sister and brother take English lessons. 7. My uncles live in Stone Street. 8. I sit in that seat. 9. You come home at two o'clock.

Exercise 4.

Muuta laused jaatavateks.

1. Do the children go to school? 2. Do they leave the house at seven o'clock? 3. Do the pupils learn thirteen new words every week? 4. Do you live in that house in winter? 5. Do you see that big house? 6. Do we know a hundred words? 7. Do I know your name?

Exercise 5.

Täita lüngad artikliga *a, an* või *the*.

1. We know ... Russian boy and ... Indian boy. ... Indian boy lives in that house.

2. You see ... thick book and ... thin book on that desk. Take ... thick book.

3. Bob has ... old pencil-box and ... new pencil-box. He takes ... new pencil-box to school every day.

4. You have ... English book and ... Estonian book. Give Tom ... English book.

5. I have ... red cap and ... black cap. ... black cap is wet, ... red cap is dry.

Exercise 6.

Asetada mitmusse.

1. The child is at home. 2. The boy knows the new word. 3. The cake is on the table. 4. The man is in the garden. 5. The bus is in the street. 6. The girl is thirteen years old. 7. The teacher is in the car. 8. The schoolroom is big. 9. Jane's hand is wet.

LESSON TEN.

IN THE MORNING.

Kitty. I 'get 'up at 'seven o'clock 'every 'morning. 'Do you 'get 'up at 'seven o'clock 'too, Betty? †

Betty. 'No, I do 'not. We have 'breakfast at 'eight.

Kitty. I 'drink 'milk in the 'morning. 'Do you 'drink 'milk in the 'morning, Betty? †

Betty. 'Yes, I 'do, but I 'do not 'like it. I 'like 'coffee.

Kitty. I 'do not 'like 'coffee. I 'like 'milk.

Betty. I 'come to 'school on 'foot. 'Do you 'come to 'school on 'foot, Kitty? †

Kitty. 'No, I do 'not. I 'come to 'school by 'bus, and I 'go 'home from 'school by 'bus 'too. I 'live 'far from the 'school-house.

GRAMMATIKA.

Present Indefinite.

1. Eitava vormi moodustamine.

I 'like 'milk.

Ma armastan piima.

I 'do not 'like 'milk.

Ma ei armasta piima.

You 'like 'milk.

Te armastate piima.

You 'do not 'like 'milk.

Te ei armasta piima.

We 'like 'milk	Me armastame piima.
We 'do not 'like 'milk.	Me ei armasta piima.
They 'like 'milk.	Nad armastavad piima.
They 'do not 'like 'milk.	Nad ei armasta piima.

2. Eitav lühivastus.

'Do you 'like 'milk? ↑ 'No, I do 'not.
 Kas te armastate piima? Ei (ei armasta).

Exercise 1.

Lugeda.

o[ɔ] o + r [ɔ:]

- | | | | |
|----------|------|---------|---------|
| 1. Sport | fox | sport | morning |
| clock | sock | morning | sport |
2. Say "Good morning" every morning.

Exercise 2.

Muuta laused küsivateks.

Näide: You get up at seven o'clock.
 Do you get up at seven o'clock?

1. I know that man's name. 2. We go to school at eight.
 3. You drink coffee in the morning. 4. They read English books.
 5. You live in a new house. 6. They like nuts. 7. We see a flag on that ship. 8. I learn ten new words every week.

Exercise 3.

Muuta laused eitavateks.

Näide: We like apples.
 We do not like apples.

1. I see a snake under that stone. 2. The children live in that house. 3. Ned and Betty take English lessons. 4. We get up at seven o'clock in the morning. 5. My friends like winter. 6. I give lessons at that school. 7. The pioneers know that Indian boy's name. 8. We speak Russian at home.

Exercise 4.

Vastata jaatavalt või eitavalt.

Näide: Do you see the blackboard? Yes, I do.
 Do you read English books? No, I do not.

1. Do you like apples? 2. Do you drink milk in the morning?
 3. Do you live in the country? 4. Do you live in Kunda? 5. Do

you know Jack? 6. Do you get up at five o'clock? 7. Do you get up at seven o'clock? 8. Do you come to school by bus? 9. Do you live in England? 10. Do you give English lessons? 11. Do you live far from the schoolhouse? 12. Do you like cats?

Exercise 5.

Tarvitada mitmuses.

1. The street is wet. 2. The new pot is on the stove. 3. The child has breakfast at nine. 4. He comes to school by bus. 5. Your uncle goes home on foot. 6. The girl drinks milk in the morning. 7. The boy lives far from the schoolhouse.

Exercise 6.

Täita lüngad.

- | | |
|--|-----------|
| 1. I ... at seven o'clock, my sister ... at eight o'clock. | get up |
| 2. Our children ... milk in the morning, but Father ... coffee. | drink |
| 3. Enn and Epp ... to school on foot, but Ain ... by bus. | come |
| 4. You ... Estonian at home, but Olga ... Russian. | speak |
| 5. Father ... the house at six o'clock, but Uncle ... at nine o'clock. | leave |
| 6. That teacher ... Estonian lessons at our school. | give |
| 7. Bill White ... into the room and ..., "Good morning!" | come, say |


LESSON ELEVEN.

A FACTORY-WORKER.

Our father is a worker. He works at a factory. The factory is in Stone Street; it is far from our house. Every morning our father goes to work by bus. Father works from seven o'clock to three o'clock. At three o'clock the workers leave the factory.

When our father comes home, he has dinner. After dinner he rests and then he goes into the garden. We like to work in the garden with Father. Sometimes in the evening Father plays ball with us.

What is your father? ↘ He is a worker. Does he work at a factory? ↗ Yes, he does. Does he go to the factory on foot? ↗ No, he does not; he goes by bus. Does your father come home at two o'clock? ↗ No, he does not. He comes home at three o'clock. Do the workers leave the factory at three o'clock? ↗ Yes, they do.



A factory-worker

Does your father rest after dinner? ↗ Yes, he does. Does your father work in the garden? ↗ Yes, he does. He works in the garden in the evening. Do you like to work in the garden? ↗ Yes, we do.

GRAMMATIKA.

Present Indefinite.

1. Küsiva ja eitava vormi moodustamine ainsuse 3. pöördes.

He 'works at a 'factory.

'Does he 'work at a 'factory?

He 'does not 'work at a 'factory.

Ta töötab vabrikus.

Kas ta töötab vabrikus?

Ta ei tööta vabrikus.

2. Lühivastused.

'Does 'Ted 'work at a 'factory? †	'Yes, he 'does. †
Kas Ted töötab vabrikus?	Jah (töötab).
'Does 'Ann 'work at a 'factory? †	'No, she does 'not. †
Kas Ann töötab vabrikus?	Ei (ei tööta).

Exercise 1.

Lugeda:

winter	father	brother	worker
dinner	mother	sister	teacher

Exercise 2.

Pöörata:

Do I get up at seven o'clock?

I do not drink coffee.

Exercise 3.

Muuta laused küsivateks ja eitavateks.

Näide: He *works* at a factory.

Does he work at a factory?

He *does not work* at a factory.

1. He plays ball with his friends. 2. She gives English lessons at that school. 3. Jane drinks coffee in the morning. 4. Mother rests after dinner. 5. Dick knows that worker. 6. My uncle lives at Loksa. 7. My brother goes to work on foot. 8. My sister learns English at an evening school.

Exercise 4.

Täita lüngad.

be *have*

1. The coffee ... in that pot. 2. I ... many friends at school. 3. Jack ... my best friend. 4. Jim ... a good watch. 5. My hands ... wet. 6. Snow ... white. 7. My mother ... a new stove. 8. Our uncle ... thirteen apple-trees. 9. The girls ... a big red and white ball. 10. That collective farmer ... no cow. 11. The dog ... under the table. 12. How many friends ... you? 13. Where ... you, Betty? I ... in the garden. 14. ... Kitty in the garden too? 15. My uncle ... many Russian books. 16. The U.S.S.R. ... a big country.

Exercise 5.

Tõlkida inglise keelde.

1. Raivo isa on tööline. 2. Toivo pall on punane. 3. Vilma käed on märjad. 4. Minu sõbra õde on kodus. 5. Minu isa jalgratas on uus.

Exercise 6.

Lugeda.

1. We live in the U.S.S.R. 2. Tallinn is in the E.S.S.R. 3. The English teacher is on duty. 4. The Estonian teacher is absent. 5. The Russian teacher is in that classroom. 6. The copy-books are on the desks. 7. The exercise is on the blackboard. 8. The new knife is good, the old knife is not good. 9. The apples are not on the table, they are in the box.

LESSON TWELVE.

CHIRP, SPOT AND KIT.

Chirp is a bird.
It sings all day.
Where does it rest? ↘
It rests in its nest.



Spot is a dog.
He barks all day.
Where does he sleep? ↘
He sleeps in the hay.

The cat's name is Kit.
Where does she sit? ↘
She sits in the sun.
She sits there all day.



GRAMMATIKA.

1. Tegusõna *live* pööramine.

Present Indefinite

Jaata vorm	Küsiv vorm	Eitav vorm
I live	do I live?	I do not live
you live	do you live?	you do not live
he lives	does he live?	he does not live
she lives	does she live?	she does not live
it lives	does it live?	it does not live
we live	do we live?	we do not live
you live	do you live?	you do not live
they live	do they live?	they do not live

2. Küsimused küsivate sõnadega *where?* (kus? kuhu?) ja *when?* (millal?).

They 'live in the 'country. ↘

'Do they 'live in the 'country? ↗

'Where do they 'live? ↘

He 'comes 'home at 'two o'clock. ↘↗

'Does he 'come 'home at 'two o'clock? ↗

'When does he 'come 'home? ↘

Nad elavad maal.

Kas nad elavad maal?

Kus nad elavad?

Ta tuleb koju kell 2.

Kas ta tuleb koju kell 2?

Millal ta tuleb koju?

3. Sõnade järjekord küsilauses küsiva sõnaga *where?* (kus? kuhu?).

	I	II	III	IV
	Mother	rests	—	on the sofa.
	Does	mother	rest	— on the sofa?
Where	does	mother	rest?	—

4. Sõnade järjekord küsilause küsiva sõnaga *when?* (millal?).

		I	II	III	IV
		Mother	rests	—	after dinner.
	Does	mother	rest	—	after dinner?
When	does	mother	rest?	—	

Exercise 1.

Pöörata jaatavas, küsivas ja eitavas vormis:

1. I know Mike.
2. I see a bird there.

Exercise 2.

Moodustada küsimused sõnaga *where* (kus? kuhu?).

Näide: My father works *at a factory*.

Where does my father work?

1. Black's family lives *in the country*.
2. Kate's mother works *on a bus*.
3. This worker goes *to the factory* every morning.
4. We go *to school* by bus.
5. The pupils speak English *at the English lessons*.
6. Ellen sleeps *on that sofa*.

Exercise 3.

Moodustada küsimused sõnaga *when* (millal?).

Näide: My father goes to work *at six o'clock*.

When does your father go to work?

1. This worker goes to the factory *in the morning*.
2. The boy plays with his sister *in the evening*.
3. *In winter* we go to school by bus.
4. My brothers leave the house *after breakfast*.
5. The children get up *at seven o'clock in the morning*.
6. Father rests *after work*.

Exercise 4.

Moodustada küsimused sõnadega *when* ja *where*.

1. The birds sing *in the morning*.
2. The dog Spot sleeps *in the hay*.
3. Our cat sits *in the sun* all day.
4. Kit sleeps *on the sofa*.
5. We rest *after school*.
6. The boys play ball *there*.
7. Tom and Bill read books *after dinner*.

Where? when?

Exercise 5.

Täita lüngad eessõnadega *at, by, from, in, on, to, with.*

1. My stamps are ... this box. 2. I go ... school ... foot, but my father goes ... work ... bus. 3. We are ... school ... eight ... two. 4. We live far ... Tartu. 5. Who*is ... duty today? 6. We have no English lesson ... Friday. 7. Go ... the blackboard and write this exercise ... the blackboard. 8. My little sister likes to write ... a pen.

LESSON THIRTEEN.

MIKE AND THE BOXES.

I

Mike is a farmer. He is poor. One day Mike's wife says, "Mike, we have no hay, we must sell our cow."

Mike takes the cow to the market. He meets a little old man. The little old man has a black box in his hand. The man says, "Mike, take this box and give me your cow."

"No," says Mike, "I do not want the box."

"This box can make you rich," says the man. "You must only say: 'Box, do your duty!'"

Mike takes the box and the man takes the cow.

When Mike comes home, he puts the box on the table and says, "Box, do your duty!"

Two little girls come out of the box and put a good dinner on the table.

Now Mike and his wife have a good dinner every day.

GRAMMATIKA.

1. Kõsimus küsiva sõnaga *what? (mida?)*.

You 'like 'milk. ↘

'Do you 'like 'milk? ↗

'What do you 'like? ↘

Sa armastad piima.

Kas sa armastad piima?

Mida sa armastad?

2. Sõnade järjekord küsilauses küsiva sõnaga *what?* (mida?).

		I	II	III	IV
		He	writes	exercises	at home.
	Does	he	write	exercises	at home?
What	does	he	write	—	at home?

Exercise 1.

[iz]

box	fox	bus	watch	brush	dish
boxes	foxes	buses	watches	brushes	dishes
nose	rose	exercise	house [haus]		
noses	roses	exercises	houses [hauziz]		

Exercise 2.

Moodustada küsimused sõnaga *what*.

Näide: Mike takes *the box* home.

What does Mike take home?

1. Mother makes *coffee* in the morning. 2. This boy wants *a new knife*. 3. That old worker makes *locks*. 4. That man opens *the gate* every morning. 5. The pupils write *exercises* every day. 6. The children read *books* at home. 7. They see *a big car* in the street. 8. That man sells *apples* at the market.

Exercise 3.

Täita lüngad artiklitega *a, the*.

1. This is ... pen and that is ... pencil. 2. Is this your book? Put ... book in your bag. 3. This is ... table and that is ... desk. 4. Have you ... garden? Yes, we have. Is ... garden big? Yes, it is. 5. Have you ... ball, Dick? Yes, I have. Give me ... ball, Dick. 6. Take this copy-book. Put ... copy-book on the teacher's desk. 7. Ben Hill is ... farmer and Ted Lake is ... factory-worker.

Exercise 4.

Tõlkida eesti keelde.

1. I must get up at seven o'clock every morning. 2. You can do that work today. 3. He must do his lessons after dinner. 4. Then the children can make a kite. 5. I must write my name on the copy-book. 6. They can read English books now.

Exercise 5.

Muuta eelmise harjutuse laused küsivateks.

Näide: You must go there today?

Must you go there today?

He can do that exercise.

Can he do that exercise?

Exercise 6.

Valida vastused küsimustele:

A. 1. What is Mike? ↘ 2. Is he poor? ↗ 3. What does his wife say one day? ↘ 4. Where does Mike go? ↘ 5. What does he take to the market? ↘ 6. What does the little man say? ↘ 7. What does Mike say? ↘

B. 1. Does Mike take the box? ↗ 2. Does the little man take Mike's cow? ↗ 3. Where does Mike go? ↘ 4. Where does he put the box? ↘ 5. What does he say? ↘ 6. What do the girls put on the table? ↘

Vastused:

A. He goes to the market.

She says, "We have no hay, we must sell our cow."

He takes the cow to the market.

He is a farmer.

Yes, he is.

He says, "Mike, take this box and give me your cow."

He says, "I do not want the box."

B. He goes home.

He says, "Box, do your duty!"

Yes, he does.

He puts it on the table.

They put a good dinner on the table.

Yes, he does.

LESSON FOURTEEN.

MIKE AND THE BOXES.

II

A rich farmer hears about Mike's black box. One Sunday morning he goes to Mike and says, "Can you give me your box?" †

"Yes, I can," says Mike, "only you must bring it back this evening."

But the rich farmer does not give the box back to Mike.

Now poor Mike has no cow and no box, he has only a pig. He must sell the pig. He takes the pig to the market. He meets the little old man, who has a brown box in his hand.

"Mike," says the man, "take this box and give me your pig."

Mike takes the box and goes home. He puts the box on the table and says, "Box, do your duty!"

Two big men with sticks come out of the box. They beat Mike with their sticks and then go back into the box.

Mike takes the box and goes to the rich farmer's house. "Where is my black box?" ‡ asks Mike. "Give it back to me." But the farmer does not want to give it back. Then Mike puts the brown box on the table and says, "Box, do your duty!" The men come out of the box and beat the rich farmer with their sticks.

"Stop! Stop!" says the farmer.

"Give me back my black box!" says Mike.

The farmer calls his wife and says, "Bring the box!"

When Mike has the black box in his hand, the men stop. They go back into the brown box. Mike takes the boxes and goes home. Now he has two boxes, a black box and a brown box.

GRAMMATIKA.

Tegusõna *do* (tegema) pööramine.

Jaatav vorm	Küsiv vorm	Eitav vorm
I do	do I do?	I do not do
you do	do you do?	you do not do

Jaatav vorm	Küsiv vorm	Eitav vorm
he does	does he do?	he does not do
she does	does she do?	she does not do
it does	does it do?	it does not do
we do	do we do?	we do not do
you do	do you do?	you do not do
they do	do they do?	they do not do

You 'do your 'lessons after 'school. ↘

'Do you 'do your 'lessons after 'school? ↗

You 'do not 'do your 'lessons after 'school. [↘]

He 'does 'this 'work at 'home. [↘]

'Does he 'do 'this 'work at 'home? ↗

He 'does not 'do 'this 'work at 'home. ↘

Exercise 1.

Lugeda.

	[w]	
1. wife	want	when
white	watch	where
wet	what	one

2. [t, d, p, b, k, g]

Take this box and give me your pig. Box, do your duty.
Give me back my black box.

Exercise 2.

Tarvitada mitmuses.

friend, day, map, stick, box, watch, week, house, man, child,
brother, pipe, kite, ball, pupil, name, apple, bus, exercise, class,
bird.

Exercise 3.

Muuta laused küsivateks.

1. Martin works at a factory. 2. Ann Fox is a teacher. 3. That worker makes nets. 4. Fred has many friends. 5. You hear the bell. 6. The pupils write exercises at the lesson. 7. She knows my name. 8. Mike is at home. 9. They have three English lessons every week. 10. I meet Dick in the street every morning. 11. Dick does his exercises in the evening.

Exercise 4.

Muuta laused antud näite eeskujul.

Näide: Endel *speaks* Russian.

Endel *can speak* Russian.

1. We *read* English. 2. My brother *gives* Estonian lessons in the first class. 3. Edith *sings* that new song. 4. You *go* there by bus. 5. On Sunday we *get up* at nine o'clock. 6. Now I *do* my exercises in the evening. 7. Father *rests* on the sofa after dinner.

Exercise 5.

Tõlkida inglise keelde.

1. Ma kohtasin Fredi iga päev. 2. Kas sa kohtad Fredi iga päev? 3. Ma ei kohta Fredi iga päev. 4. Me tunneme toda meest. 5. Kas te tunnete toda meest? 6. Me ei tunne toda meest. 7. Te kuulete kella (the bell). 8. Kas te kuulete kella? 9. Meie ei kuule kella.

Exercise 6.

Valida vastused küsimustele.

A. 1. Does the rich farmer want the box? ↑ 2. Does the rich farmer give the box back? ↑ 3. What have Mike and his wife? ↓ 4. Where must Mike take the pig? ↓ 5. What does the little man give Mike? ↓ 6. What does Mike say to the box? ↓

B. 1. What have the two big men? ↓ 2. Where does Mike go with the box? ↓ 3. What does the farmer say when the men beat him? ↓ 4. What does he say to his wife? ↓ 5. How many boxes has Mike now? ↓

Vastused:

A. They have only a pig.

He gives Mike a box.

He must take the pig to the market.

No, he does not.

Yes, he does.

He says, "Box, do your duty!"

B. He goes to the rich farmer.

He says, "Stop! Stop!"

He has two boxes.

They have sticks.

He says, "Bring the box!"

LESSON FIFTEEN.

SKATING AND SKIING.

Tom. Do you like sports, Huck? †

Huck. Yes, I do.

Tom. What winter sports do you like best? †

Huck. I like skating.

Tom. When do you go skating? †

Huck. I often go skating after school and sometimes in the evening.

Tom. Where do you skate? †

Huck. I skate at the skating-rink near our school.

Tom. Do many children skate there? †

Huck. Oh yes, very many children come and skate there every day.

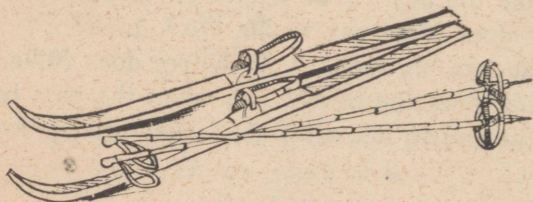
Tom. Do you skate well, Huck? †

Huck. Not so very well.

Tom. Can you ski too? †

Huck. No, I cannot. I have no skis. Do you ski, Tom? †

Tom. Yes, I do; I can ski, but I cannot skate. I have no skates.



skis



skates

Exercise 1.

	[ŋ]	[ŋg]	[ŋk]
skating	morning	English	drink
skiing	evening	England	skating-rink

Exercise 2.

Muuta laused jaatavaks.

1. I do not skate after school. 2. He does not drink milk in the morning. 3. Kate is not on duty today. 4. My friends do not ski

- well. 5. Ellen's family does not live near the schoolhouse. 6. The pioneers are not there. 7. We do not play in our uncle's garden. 8. We do not sing at the Russian lessons.

Exercise 3.

Tõlkida inglise keelde.

- Näide: Kas ta elab seal? Ei ela.
Does he live there? No, he does not.
Kas te käite koolis? Jah, käime.
Do you go to school? Yes, we do.

1. Kas te armastate (like) õunu? Jah, armastame. 2. Kas ma tunnen teie venda? Jah, tunnete. 3. Kas Dick loeb hästi? Jah, loeb. 4. Kas teie isa puhkab pärast lõunat? Ei puhka. 5. Kas te näete toda laeva seal? Ei näe. 6. Kas Bill peksab oma (his) koera? Ei peksa. 7. Kas te kohtate Betty't iga päev? Jah, kohtame. 8. Kas te õpite koolis inglise keelt? Jah, õpime.

Exercise 4.

Asendada asesõnad nimisõnadega.

- Näide: *They* go skiing after school.
The pupils go skiing after school.

1. *She* goes to the market every morning. 2. Sometimes *they* play ball with us. 3. *They* often work in that room. 4. *He* goes to the factory on foot. 5. *He* is not a collective farmer. 6. *They* meet me every morning. 7. *He* has a new bike.

(my brother, my friends, Mother, the pioneers, our teachers, our uncle, that worker)

Exercise 5.

Täita lüngad eessõnadega.

1. They go ... school at eight o'clock. At nine o'clock they are ... school. They come home ... school at two.
2. You must give this book ... Ted Smith. His name is ... the book.
3. Do you live far ... the market? No, we do not; we live ... the market.
4. After school we work ... the garden. ... home I often play ... my brother and sister.
5. The ball is ... the box. The box is ... the table. Take the ball ... the box and give it to me.

Exercise 6.

Täita lüngad artikliga *a* või *the*.

Näide:



Take the apple.
(Taldrikul on üks õun
ja palutakse see
võtta.)



Take an apple.
(Taldrikul on mitu
õuna ja palutakse
võtta üks nendest.)



Take the apples.
(Taldrikul on mitu
õuna ja palutakse võtta
kõik need õunad.)




Take ~~the~~ plate.



Take ~~the~~ plates.



Take ~~the~~ plate.



Take *the* ... cups.



Take *the* ... cup.



Take *the* ... cup.

Exercise 7.

Tõlkida inglise keelde.

1. Meie klass on suur. 2. Dick on koolis, aga ta vend on kodus. 3. Meie õpetaja puudub täna. 4. Kus on teie suusad? 5. Jack on minu sõber. Tema isa on tööline. 6. Minu müts on must ja sinu müts on pruun.

LESSON SIXTEEN.

TOM AND HIS AUNT.

Aunt Polly is in her room. She calls Tom, but the boy does not answer her. She calls him again. No answer. She goes to the door and looks out. "Where are you, Tom?" she calls. But Tom is not in the garden.

Aunt Polly looks behind the door. Whom does she see there? It is Tom. He wants to run out.

“Stop, Tom!” says Aunt Polly. “Look at your hands. What is that?” ↴

“I do not know,” says Tom.

“I know what it is,” says Aunt Polly. “It is jam, you bad boy. Now I must beat you, Tom. Where is my stick?” ↴



Aunt Polly



Tom

She takes the stick and wants to beat the boy.

“Oh, Aunt Polly, the hens!” says Tom. “Look at them! They are in the garden.”

Aunt Polly goes to the window and Tom runs out of the door.

GRAMMATIKA.

Isikulised asesõnad.

1. Alus	I	you	he	she	it	we	you	they
Sihitis	me	you	him	her	it	us	you	them

2. Sihitis

He sees me.	Ta näeb mind.
He sees you.	„ sind
He sees him.	„ teda
He sees her.	„ teda
He sees it.	„ seda
He sees us.	„ meid
He sees you.	„ teid
He sees them.	„ neid

Kaudsihitis

He gives me lessons.	Ta annab mulle ...
He gives you lessons.	„ sulle ...
He gives him lessons.	„ talle ...
He gives her lessons.	„ talle ...
He gives us lessons.	„ meile ...
He gives you lessons.	„ teile ...
He gives them lessons.	„ neile ...

Father plays *with us* in the evening.
Isa mängib õhtul *meiega*.

Fred sits *behind me*.
Fred istub *minu taga*.

Exercise 1.

Lugeda.

1. car	class
market	after
bark	father

2. Three and thirteen are sixteen. Their father and mother are there.

Exercise 2.

Tõlkida eesti keelde.

1. Do you see me? 2. Give me that pen. 3. I know you. 4. I can bring you a new book. 5. Call him home. 6. Ellen gives him English lessons. 7. We like her. 8. Give her some coffee. 9. They often meet us in the street. 10. They sometimes bring us a cake. 11. We hear them in the garden. 12. Give them some jam.

Exercise 3.

Asendada nimisõnad isikuliste asesõnadega.

Näide: I often meet *your aunt* in the street.
I often meet *her* in the street.

1. I know your sister. 2. We know your brothers. 3. We like Aunt Polly. 4. Do you like Uncle Bill? 5. Call the boys home. 6. Call the girls home too. 7. Bring your bike into the garden. 8. Bring your bikes into the garden.

Exercise 4.

Moodustada küsimused sõnadega *what, where*.

1. Aunt Polly is in her room. 2. She sees Tom behind the door. 3. She takes her stick. 4. Tom runs into the garden. 5. She opens the door. 6. Tom likes jam. 7. Aunt Polly has a stick in her hand.

Exercise 5.

Täiendada laused antud näite eeskujul.

1. Huck has a new bike. This is Huck's new bike.
2. Mother has a black hat. This is
3. Pete has a new knife. This is
4. My sister has a red cup. This is
5. Bob has a big ball. This is
6. My aunt has a cow. This is
7. My father has a car. This is

Exercise 6.

Tõlkida inglise keelde.

1. Ma näen Reinu puu taga. 2. Kas sa näed Reinu puu taga? 3. Ma ei näe Reinu puu taga. 4. Aavo uisutab väga hästi. 5. Kas Aavo uisutab väga hästi? 6. Aavo ei uisuta hästi. 7. Hella onu teeb ahjusid. 8. Kas Hella onu teeb ahjusid? 9. Hella onu ei tee ahjusid.

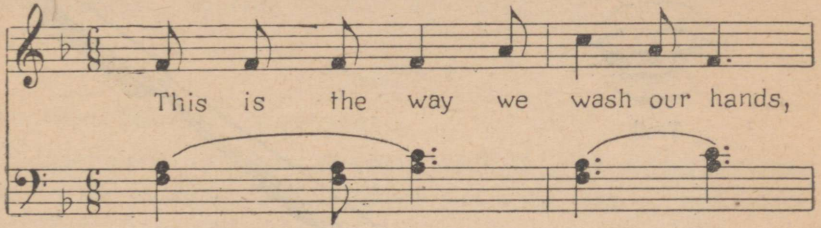
Exercise 7.

Vastata küsimustele.

1. Where is Aunt Polly? ↘ 2. Whom does she call? ↘ 3. Does the boy answer her? ↗ 4. Where does Tom's aunt go? ↘ 5. Is Tom in the garden? ↗ 6. Where is Tom? ↘ 7. Can Tom run away? ↗ 8. What does Tom answer? ↘ 9. What does Aunt Polly see on Tom's hands? ↘ 10. What does she take? ↘ 11. Does she beat Tom? ↗ 12. What does Tom do? ↘

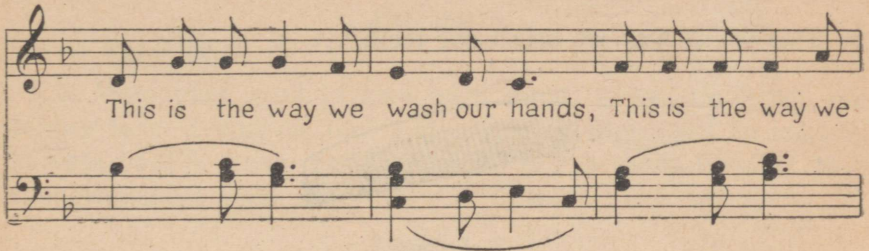
LESSON SEVENTEEN.

A SONG.



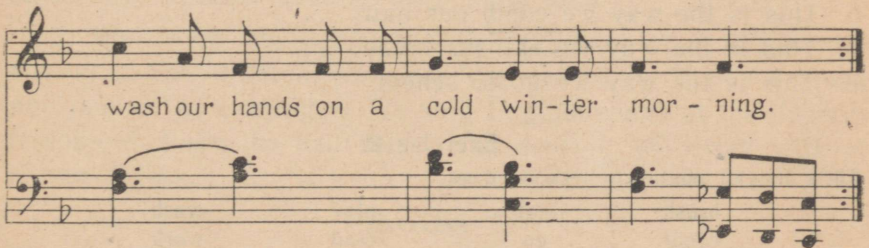
This is the way we wash our hands,

The first system of musical notation features a treble clef, a key signature of one flat (B-flat), and a 6/8 time signature. The melody is written on a single staff with eighth and quarter notes. The bass line is on a single staff with chords and some eighth notes.



This is the way we wash our hands, This is the way we

The second system continues the melody and bass line. The melody includes a dotted quarter note and eighth notes. The bass line features chords and a melodic line with eighth notes.



wash our hands on a cold winter morning.

The third system concludes the first phrase. The melody ends with a quarter note and a half note. The bass line includes a final chord and a melodic line with eighth notes.

1. This is the way we wash our hands,
This is the way we wash our hands,
This is the way we wash our hands on a cold winter morning.
2. This is the way we dry our hands, ...



A face

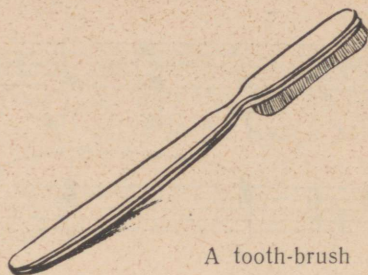
400

3. This is the way we wash our face,...

4. This is the way we dry our face,...



Teeth



A tooth-brush

5. This is the way we brush our teeth, ...



A comb

6. This is the way we comb our hair, ...

7. This is the way we eat our bread, ...

8. This is the way we go to school, ...

Exercise 2.

Täita lüngad nõutavate tegusõnadega:

brush	eat	play	wash
comb	go	read	work
come	have	rest	write
drink	have		

1. Every morning we ... our face and hands. 2. We ... our teeth and ... our hair. 3. We ... breakfast at seven. 4. We ... bread and ... milk. 5. We ... to school on foot. 6. We ... exercises on the blackboard. 7. We ... home from school at two o'clock and ... dinner. 8. After dinner we ... in the garden and ... ball. 9. In the evening we 10. We often ... books in the evening.

Exercise 3.

Täita lüngad asesõnadega *me, you, him, her, us, them*.

1. Dick is my best friend. I like 2. Ann is our friend. We like 3. The children are in the classroom. I see 4. The

pioneers are in the garden. We hear 5. I am behind a tree; my friends do not see 6. We play ball every evening. Our friends come and play with 7. Where are you, Tom? I cannot see 8. This is your pen, take

Exercise 4.

Muuta laused küsivateks ja eitavateks.

1. They come to school at two o'clock. 2. Dick writes his exercises in the evening. 3. You like bread with jam. 4. Aunt Polly beats Tom. 5. My brother and sister can skate well.

Exercise 5.

Tõlkida inglise keelde.

1. Mina näen sind ja sina näed mind. 2. See on Ellen, ma tunnen teda. 3. Kus on Jim? Kutsu teda! 4. Sinu käed on märjad, kuivata nad! 5. Anna mulle mu müts! 6. Too meile lamp! 7. Nad tunnevad meid hästi.

Exercise 6.

Moodustada küsimused sõnadega *when, where, what*.

1. We go to the skating-rink after school. 2. I like winter sports. 3. The children skate near the school. 4. They eat bread and jam in the evening. 5. We sing English songs at the English lessons. 6. I see the ball behind the door. 7. We drink milk at eleven o'clock.

Exercise 7.

Täita lüngad artikliga *a* või *the*.



1. Wash dish.




2. Brush hats.



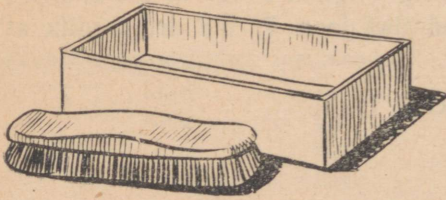
3. Take ball.



4. Take globe to the classroom.



5. Give me pencil.



6. Put brush in
..... box.

LESSON EIGHTEEN.

OUR SPORTSMEN.

We all like sports. This year our best sportsmen are: Heino, Hillar, Selma and Aino.

Heino is a very good runner. He can run three hundred metres in one minute.

Hillar jumps very far. Now he can jump 4 metres.

Selma is our best skater. She skates very well. She goes to the skating-rink every day after school. She can skate 500 metres in 2 minutes.

Aino likes skiing very much. In winter she goes skiing every day. She is only eleven years old, but she is the best skier in our school.

Many pupils in our class like to play chess. After school we often go to the Pioneers' Room and play chess there.

In summer the boys play football. We often have football matches with School Thirty-three and chess matches with School Twenty-eight.

GRAMMATIKA.

Arvsõnad.

1 one	11 eleven	20 twenty
2 two	12 twelve	30 thirty
3 three	13 thirteen	40 forty
4 four	14 fourteen	50 fifty
5 five	15 fifteen	60 sixty
6 six	16 sixteen	70 seventy
7 seven	17 seventeen	80 eighty
8 eight	18 eighteen	90 ninety
9 nine	19 nineteen	100 a hundred,
10 ten		one hundred

Exercise 1.

Lugeda.

thirteen	thirty	seventeen	seventy
fourteen	forty	eighteen	eighty
fifteen	fifty	nineteen	ninety
sixteen	sixty		

Exercise 2.

Lugeda.

17 boys, 26 girls, 45 pupils, 87 pioneers, 13 pencil-boxes, 50 exercises, 31 days, 98 workers, 64 cows, 79 pigs, 15 buses, 32 teeth, 43 sportsmen, 100 metres.

Exercise 3.

Vastata küsimustele.

1. How old are you?
2. How old is your father?
3. How old is your mother?
4. How old is your uncle?
5. How old is your aunt?
6. How old are your brothers?
7. How old are your sisters?

Exercise 4.

Asetada ainsusse.

1. Open the doors.
2. Give the balls to the sportsmen.
3. The boys are behind the trees.
4. The children go to school on foot.
5. The apple-trees in my uncle's garden are very old.
6. Take the boxes and put them there.
7. Henry's answers are very good.
8. The little birds sleep in that nest.
9. Your dogs bark all day.

Exercise 5.

Täita lüngad artikliga *a* või *the*.

Aunt May is old. She does not see very well. She lives in *a* big room. She has *a* bed, *a* sofa and *a* table in her room. Aunt May has *a* black cat. *The* cat likes to sit on *the* sofa.

One day Aunt May wants to leave *the* house. She must go to the market.

"Where is my black hat?" she says.

The hat is not on *the* sofa, *the* hat is not on *the* bed.

"There it is, on *the* table!" she says.

She goes to *the* table and wants to take *the* hat. But it is *the* cat.

Exercise 6.

Moodustada küsimused sõnadega *what*, *where*, *when*.

1. I wash my face *in the morning* and *in the evening*.
2. We go skating *after school*.
3. You play chess *in the Pioneers' Room*.
4. Tom plays with his friends *in the garden*.
5. Mother goes to *the market* in the morning.
6. Meg likes *apples*.
7. Cats like *milk*.

Exercise 7.

Vastata küsimustele.

1. Do you like sports? †
2. Who are your best sportsmen this year? †
3. Who is the best runner in your class? †
4. How many metres can he run in ten minutes? †
5. How far can you jump? †
6. Can you all skate? †
7. Where do you skate? †
8. Can

you all ski? † 9. Do you go skiing on Sunday? † 10. How many pupils can play chess? † 11. Where do they play chess? † 12. Do the boys play football in winter? † 13. When do they play football? †

LESSON NINETEEN.

SAY WHAT IT IS.

In this town there is a street that you know very well.

There is a big house in that street.

There are many big rooms in that house.

There are many boys and girls in the rooms.

There are many desks in each room. *uõs*

In each room there is a blackboard on the wall. *nyud*

There is a table and a chair in each room too. *teba*

There are many books and copy-books in the desks.

There is an inkpot on each desk. *inkpot*

There is ink in the inkpots.

What house is that? †

GRAMMATIKA.

1. *There is-, there are-*laused.

+ There is a lamp on the desk.	Laual on lamp.
? Is there a lamp on the desk? †	Kas lauall on lamp?
— There is no lamp on the desk.	Laual ei ole lampi.

2. Lühivastused.

'Is there a 'lamp on the 'desk? † 'Yes, there 'is. †






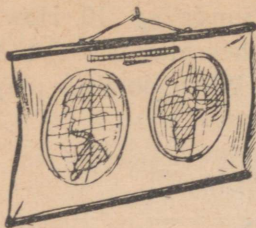
'Is there a 'clock on the 'desk? † 'No, there is 'not. †

Exercise 1.

Lugeda.

Rõhuta sõnad lauses.

- There are 'five 'schools in our 'town.
There are 'many 'pioneers in our 'country.
There are 'six good 'sportsmen in our 'class.



There is, there are...

in the Pioneers' Room, in the room, in the street, on the wall, on the table,
at the door, at the skating-rink, behind the tree.

2. in the 'street, on the 'table, at the 'skating-rink,
with my 'father, with my 'mother, with my 'brother,
to the 'blackboard, to the 'window, to the 'door, to the
'market.

Exercise 2.

Tõlkida eesti keelde.

1. There is a garden behind our house. There are eleven apple-trees in our garden. There are many apples on the apple-trees this year.

2. There is a table, two chairs and a bed in my room. There is no sofa in my room, but there is a big white stove.

3. There are many towns in the E.S.S.R. There are many schools in Tallinn.

Exercise 3.

Muuta laused küsivateks.

Näide: There are many tables and chairs in this room.

Are there many tables and chairs in this room? ↑

1. There is an exercise on the blackboard. 2. There are many pupils in the Pioneers' Room. 3. There are many cars in the street. 4. There is a big factory in our town. 5. There is a skating-rink near our school. 6. There are three new pupils in our class.

Exercise 4.

Täita lüngad asesõnadega.

- | | |
|--|-------|
| 1. Bill and Tom are my friends. I see ... every day. | neid |
| 2. Do you see Edith and Bess? Call ... into the house. | nad |
| 3. The boys have no book. Give ... a book. | neile |
| 4. Where is Tom? I do not see ... | teda |
| 5. Where is Betty? I do not see ... | teda |
| 6. Tom is in his room. Call ... to the garden. | teda |
| 7. Betty is in her room. Call ... to the window. | teda |
| 8. Mother has no knife. Bring ... a knife. | talle |
| 9. Father has no ink. Bring ... some ink. | talle |

Exercise 5.

Moodustada küsimused sõnadega *when, where, what*.

1. Ben goes to the skating-rink *after school*. 2. Ben goes *to the skating-rink* after school. 3. The children come *to the Pioneers' Room* at eleven o'clock. 4. The children come *to the Pioneers'*

Room at eleven o'clock. 5. Ella likes *cake*. 6. Our cat likes *fish*. 7. You drink *milk* in the evening. 8. You drink milk *in the evening*.

Exercise 6.

Täita lüngad artikliga a vôi *the*.

1. There is ... new house in our street. ... house is very big. 2. There are many roses in the garden. Go and bring me ... red rose. 3. There is only one knife on the table. Take ... knife. 4. There is ... bag on that chair. Give me ... bag, please. 5. There are four books in my bag. Take ... books. 6. There is ... brown cap on the sofa. Bring me ... cap, please. 7. There is ... red pencil in my pencil-box. Give Bob ... pencil.

Exercise 7.

Muuta laused antud näite eeskujul.

Näide: He *works* all day.
He *must work* all day.

1. We wash our hands after school. 2. We brush our teeth in the evening. 3. We comb our hair every morning. 4. We learn four new words at every English lesson. 5. The pupils do their work well. 6. Father goes to Toila every Monday morning. 7. Dick goes and shuts the door. 8. Bella comes to school at two o'clock.

LESSON TWENTY.

IN THE GARDEN.

Look at the picture! What do you see in the picture? We see a garden. It is a big garden; it is near the schoolhouse. There are many trees in the garden. The trees are not old. They are all young. There are many flower-beds in the garden too.

It is spring. The sun is shining and the birds are singing.

We see five pupils in the picture. They are working in the



garden. There are three boys and two girls there. The girls are making a flower-bed. One boy is helping them. Two boys are planting a tree. It is a young apple-tree.

GRAMMATIKA.

Tegusõna read (lugema) pööramine.

Present Continuous (Kestev olevik)

Jaatav vorm

I am reading	Ma loen (parajasti)
you are reading	sa loed
he is reading	ta loeb
she is reading	ta loeb
we are reading	me loeme
you are reading	te loete
they are reading	nad loevad

Exercise 1.

Lugeda.

1. -ing [in]

standing	making	shutting	singing
resting	taking	running	bringing

2. [t, d, k, g, p, b]

What do the boys and the girls do in the garden every day?
Pete and Bert are Dan's best friends.

Exercise 2.

Pöörata.

I am 'working.
I am 'writing.

Exercise 3.

Tõlkida eesti keelde.

1. We are at school. We are reading.
2. Dick is in the garden. He is running with his dog.
3. I am at home. I am playing chess with my friends.
4. Jane is here. She is drinking milk.
5. You are at the blackboard. You are writing an exercise.
6. They are in the Pioneers' Room. They are making a kite.

Exercise 4.

Täita lüngad.

1. It is seven o'clock. Tom ... washing his face. Sam ... combing his hair, Dick ... brushing his teeth. Father and Mother ... sitting at the table, they ... drinking coffee.

2. We are at the English lesson. The teacher ... standing at the table. Bess ... writing an exercise on the blackboard. The other pupils ... writing the exercise too.

3. I am at home. I ... learning a new song. My brother ... playing chess with uncle Bob. Father ... resting on the sofa. My sisters ... looking at the pictures in a picture-book.

Exercise 5.

Täita lüngad.

- | | |
|---|-------|
| 1. She meets ... in the street every day. | mind |
| 2. She often brings ... flowers. | mulle |
| 3. Give ... some bread and some milk. | meile |
| 4. Our teacher knows ... well. | meid |
| 5. My uncle knows ... | sind |
| 6. I want to give ... this book. | sulle |
| 7. I can give ... some good ink. | teile |
| 8. Where are you? I can't see ... | teid |

Exercise 6.

Lugeda.

1. There is only 1 picture on this wall. 2. I have 2 inkpots on my desk. 3. There are 27 chairs in that room. 4. There are 43 pupils in our class. 5. There are 12 flower-beds in the garden. 6. There are 2 beds in that tent. 7. How many teeth have you? I have 28 teeth.

Exercise 7.

Täita lüngad eessõnadega.

1. ... Sunday we do not go ... school. 2. ... Tuesday we have only five lessons. 3. The boys play chess ... the Pioneers' Room. 4. Aunt Polly cannot see Tom; he is ... the door. 5. There are many books in that box. Take them ... the box. 6. We leave the house ... breakfast. 7. We can go ... the Pioneers' Room ... the English lesson today. 8. Give a copy-book ... each pupil. 9. What can you see ... that picture?

LESSON TWENTY-ONE.

AT THE SCHOOL HOSTEL.


At our school hostel the pupils must help the cook every day. They peel potatoes and bring firewood and water to the kitchen. They lay the table and wash the dishes.



Helmi is peeling potatoes.

Vilma is laying the table.

Today six pupils are on duty. Helmi and Selma are peeling potatoes in the kitchen and Vilma and Enn are laying the table. But Vello and Ain are in the garden. The cook goes to the window and calls them.



Ain is standing near the gate.

“Where are you, boys?” she says. “You are on duty today. Come and help us in the kitchen. There is no water and no fire-wood. What are you doing there?” √

“Nothing,” says Ain, who is standing near the gate.

Vello is sitting under a tree. He is reading a book. It is a very interesting book. He does not hear Ain’s answer.



Vello is reading an interesting book.

“And you, Vello?” ↑ says the cook. “What are you doing? ↓
Can you come and help us in the kitchen?” ↑

“No, I cannot,” says Vello, “I am helping Ain.”

GRAMMATIKA.

Tegusõna read pööramine.

Present Continuous (Kestev olevik)

<i>Küsi vorm</i>	<i>Eitav vorm</i>
am I reading? kas ma loen?	I am not reading ma ei loe
are you reading?	you are not reading
is he reading?	he is not reading
is she reading?	she is not reading
are we reading?	we are not reading
are you reading?	you are not reading
are they reading?	they are not reading

Lühivastused

'Are you 'reading? ↑

'Yes, I 'am. ↓

'Are you 'writing? ↑

'No, I am 'not. ↓

Exercise 1.

A. Liita *-ing* tegusõnadele.

Näide: read — reading
make — making
run — running

eat, skate, put, do, shine, shut.

B. Anda tegusõnade tegevusnimi.

looking, helping, leaving, sitting, giving, going, coming.

Exercise 2.

Muuta laused küsivateks ja eitavateks.

1. I am laying the table. 2. You are washing the dishes.
3. Selma is peeling potatoes. 4. Toivo is drinking water. 5. We
are helping the cook. 6. They are resting in the garden.

Exercise 3.

Täita lüngad tegusõnadega ajavormis Present Continuous.

- | | |
|---|------------|
| 1. We are in the Pioneers' Room. Lembit ... on the sofa. He ... a book. | sit |
| 2. Salme ... a cap and Hilda ... her. | read |
| 3. Three girls ... a song. | make, help |
| 4. I ... at Ain's stamps. | sing |
| 5. Two boys ... chess. | look |
| 6. Rein and Hillar ... near the stove. They ... nuts. | play |
| | stand, eat |

Exercise 4.

Moodustada küsimused sõnadega *when, where, what, whom*.

1. Jack brushes *his cap* every morning. 2. My friends live *at the hostel*. 3. I meet *Dan's uncle* in the street every day. 4. I meet Dan's uncle *in the street* every day. 5. Jane helps her mother *after school*. 6. We wash our hands *in the kitchen*.

Exercise 5.

Muuta laused eitavateks.

Näide: There is *some bread* on that plate.
There is *no bread* on that plate.

1. There is some coffee in this cup. 2. There is some water in the pot. 3. There is some firewood in the kitchen. 4. There is some jam on Jim's plate. 5. There is some black ink in this inkpot. 6. There is some snow on our flower-beds.

Exercise 6.

Muuta laused küsivateks.

1. There is a good hostel at your school. 2. There is a big kitchen at your hostel. 3. There is a big stove in the kitchen. 4. There are many plates and cups in the kitchen. 5. There are many beds in room two. 6. There are many tables and chairs in that room.

Exercise 7.

Vastata küsimustele.

1. How many pupils are on duty in the kitchen? ↘ 2. Whom must they help? ↘ 3. What are Helmi and Selma doing? ↘ 4. What are Vilma and Enn doing? ↘ 5. Where are Vello and

Ain? 6. What does the cook ask Ain? 7. What is Ain's answer? 8. Where is Vello sitting? 9. What is he doing? 10. Does he hear Ain's answer? 11. What does the cook ask Vello? 12. What does Vello say?

LESSON TWENTY-TWO.

MAY DAY.



May Day is very dear
To every Soviet pioneer.

IN SPRING.

Ilmi. Hallo, Linda!

Linda. Hallo, Ilmi! Where are you going?

Ilmi. I am going to the bus-stop. I do not live in town. I live with my aunt and uncle at Sillaste.

Linda. Is it very nice there now? ↑

Ilmi. Yes, it is. The grass is green, and the trees in our garden are green too.

Linda. Are there many flowers in your garden now? ↑

Ilmi. No, we have only a few spring flowers.

Linda. What colour are they? ↓

Ilmi. Yellow, blue and white.

Linda. How warm it is today and how blue the sky is!

Ilmi. Come to Sillaste on May Day, Linda.

GRAMMATIKA.

Isikulised asesõnad.

Omastavad asesõnad.

I	mina	my	minu oma
you	sina	your	sinu oma
he	tema	his	tema oma
she	tema	her	tema oma
it	tema, see	its	tema, selle oma
we	meie	our	meie oma
you	teie	your	teie oma
they	nemad	their	nende oma

This is *my pen*.

I am writing *with my pen*.

He is writing *with my pen*.

See on *minu sulg*.

Ma kirjutan *oma sulega*.

Ta kirjutab *minu sulega*.

Exercise 1.

Lugeda.

	ow [au]		ow [ou]	
how	down	flower	know	window
now	town	brown	snow	yellow
cow				

Exercise 2.

Täita lüngad sõnadega

blackboard	chairs	grass	rose
spring flowers	sky	teeth	

1. The ... is black.
2. The ... are brown.
3. Our ... are white.
4. The ... is blue.
5. ... are yellow.
6. That ... is red.
7. The ... is green in spring.

Exercise 3.

Pöörata.

- | | |
|-----------------------|----------------------|
| 1. I help my mother. | 2. I know my lesson. |
| You help your mother. | You ... |
| He ... | He ... |

Exercise 4.

Täita lüngad.

asesõna *oma*

1. We like ~~our~~ school.
2. Do you like ... school?
3. I must write ... name on all ... copy-books.
4. Ilmi meets ... friend at the bus-stop every day.
5. Fred is in ... room.
6. The children often work in the garden with ... teacher.
7. Eve washes ... face with cold water every morning.
8. Mike plays football with ... friends every Sunday.

Exercise 5.

Tõlkida inglise keelde.

1. Me elame internaadis. Meie internaat on suur.
2. Te töötate köögis. Valve Piir on teie kokk. Ta on kolmkümmend aastat vana. Ta õde elab linnas.
3. Heinol on aed. Ta töötab aias iga päev. Ta aed on väga kena.

Exercise 6.





Muuta laused eitavateks ja küsivateks.

1. Meg lays the table every day.
2. Meg is laying the table now.
3. Mother plants flowers every spring.
4. Mother is planting flowers in the garden now.
5. My brother helps me every day.
6. My brother is helping me now.
7. Ella makes very good cakes.
8. Ella is making a cake in the kitchen.

Exercise 7.

Vastata küsimustele.

1. Whom does Ilmi meet in the street?
2. Is the day warm?
3. What colour is the sky?
4. Where is Ilmi going?
5. Does Ilmi live in town?
6. Where does she live?
7. How does Ilmi go to Sillaste?
8. Does she live with her father and mother there?
9. Have they a garden?
10. Are there many flowers in their garden in spring?
11. What colour are spring flowers?



What are they doing?

LESSON TWENTY-THREE.

THE CUCKOO.

The win - ter days are o - ver, And
 spring is here at last. The sky is blue and
 cloud - less, And loud the cuck - oo calls. Cuck -
 oo! Cuck - oo! And loud the cuck - oo calls. The
 sky is blue and cloud - less, And loud the cuck - oo calls.

The winter days are over,
 And spring is here at last.
 The sky is blue and cloudless,
 And loud the cuckoo calls:
 Cuckoo! cuckoo! And loud the cuckoo calls.
 The sky is blue and cloudless,
 And loud the cuckoo calls.

Exercise 1.

Lugeda:

1. [k, g, p, b, t, d].

Dinner is at two.

Bring the plate back to the kitchen.

The girls can go and play in the garden.

2. chair	hear	loud	old	few	child
hair	near	cloud	cold	new	behind

Exercise 2.

Täita lüngad.

1. Where are Peter and Mike going? They to school.
2. What is Jane singing? She an English song.
3. What are you eating? We potatoes and fish.
4. What are the pioneers making? They a box.
5. What are you planting? I an apple-tree.
6. What am I making? You coffee.

Exercise 3.

Tõlkida inglise keelde.

Mida nad teevad praegu?

1. Bob mängib palli. 2. Dick loeb huvitavat raamatut. 3. Isa töötab aias. 4. Emä katab lauda. 5. Mina aitan ema. 6. Bella ja Linda laulavad. 7. Too väike tütarlaps joob piima. 8. Te puhkate oma toas.

Exercise 4.

Tõlkida inglise keelde.

Näide: Laual on tindipott.

There is an inkpot on the table.

1. Meie kooli lähedal on bussipeatus. 2. Selles toas on laud.
3. Selles klassis on hea tahvel. 4. Meie internaadis on suur köök.
5. Meie köögis on hea pliit. 6. Sellel laual on roheline lamp.

Exercise 5.

Täita lüngad.

1. brushes, is brushing

Where is Jane? She ... her teeth in the kitchen.

Jane ... her teeth every morning and evening.

2. go, am going

I ... to school every day.

I ... to school now.

3. do, are doing

We ... our exercises in the evening.

It is five o'clock now and we ... our exercises.

4. washes, is washing

Ilmi ... the dishes now.

Ilmi ... the dishes every day.

5. drink, are drinking

Now my aunts ... coffee in Mother's room.

My aunts ... coffee every morning.

Exercise 6.

Lugeda.

5, 15, 50; 3, 13, 30; 1, 10, 100; 9, 19, 99; 11, 21; 12, 52.

LISALEKTÜÜR.

THE ELEPHANT AND THE TAILOR.

Prem is a tailor in India. A big elephant works near the house where the tailor lives. Every day the tailor puts an apple on the window and the elephant takes it with its trunk. One day the elephant comes to the window, but Prem has no apple. He pricks the elephant's trunk with a needle.

The elephant goes to the river and fills its trunk with water. Then it comes back to the open window and pours all the water over the tailor.

THE FOX AND THE GRAPES.

One morning a fox goes into a garden where many grapes grow. There is a high brick wall round the garden. All the grapes are high up on the wall.

The fox likes grapes very much. He wants to eat some grapes for his breakfast. He jumps up, but the grapes are very high, he

elephant [ˈelɪfənt] elevant
tailor [ˈteɪlə] rätsep
near [niə] lähedal
window [ˈwɪndəʊ] aken
trunk [trʌŋk] lont
prick [prɪk] torkama
needle [ˈni:dl] nõel
river [ˈrɪvə] jõgi
fill [fɪl] täitma
water [ˈwɔ:tə] vesi
open [ˈoʊpən] lahtine
pour [pɔ:] valama

over [ˈoʊvə] üle
grapes [greɪps] viinamarjad
grow [grou] kasvama
high [haɪ] kõrge
brick [brɪk] telliskivi
wall [wɔ:l] müür, sein
round [raʊnd] ümber
high up [ˈhaɪˈʌp] kõrgel üleval
very much [ˈveriˈmʌtʃ] väga
for his breakfast [fə hɪzˈbrekfəst]
hommikueineks
jump [dʒʌmp] hüppama

cannot get them. He jumps up again and again, but the grapes are too high.

At last he says, "I do not like grapes. They are sour."

THE LITTLE FIR-TREE.

A little fir-tree stands near an old oak. It is a pretty little tree, but it is sad. One day it says, "The oak-tree has leaves. I have only needles. The birds do not make nests in a fir-tree. I want to have leaves, not needles."

The next day, when the little tree wakes up, it has green leaves. "Now I am happy," it says. But a kid comes to the tree and eats all the green leaves.

The little fir-tree is sad again. It says, "I want to have gold leaves. Kids do not eat gold leaves."

The next day, when the little tree wakes up, it has gold leaves.

"How happy I am!" it says.

But a man comes to the tree and takes all the gold leaves.

The little tree is sad again. It says, "I want glass leaves. Nobody likes glass leaves."

The next day, when the little tree wakes up, it has glass leaves.

"How happy I am!" it says. "How pretty my leaves are!"

The wind begins to blow and breaks all the glass leaves.

Now the little fir-tree is very sad. It says, "I do not like glass leaves. The wind breaks them. I do not like gold leaves. Men take them. I do not like green leaves. Kids eat them. I want to have

get [get] kätte saama
again [ə'gen] uuesti
too [tu:] liiga
at last [ət'la:st] lõpuks
sour [sauə] hapu
fir-tree ['fɜ:tri:] kuusk
oak [ouk] tamm
pretty ['priti] ilus
sad [sæd] kurb
leaf [li:f] (*mitm.* leaves) leht
needle ['ni:d] okas, nõel
next [nekst] järgmine

wake up ['weik'ʌp] ärkama; äratama
green [grin] roheline
eat [i:t] sööma
gold [gould] kuld
happy ['hæpi] õnnelik
glass [glɑ:s] klaas
nobody ['noubadi] mitte keegi
wind [wind] tuul
begin [bi'gin] hakkama
blow [blou] puhuma
break [breik] purustama
them [ðem, ðəm] neid

my needles again. Kids do not eat them, men do not take them, the wind cannot break them."

When the little tree wakes up the next morning, it has all its needles again.

OLD WHITE SHEEP'S HOUSE.

Old White Sheep meets Big Fat Pig on the road. Old White Sheep says, "I want to make a house."

Big Fat Pig says, "I want to help you." Old White Sheep says, "Come with me."

They go along the road, trot-trot, trot-trot. They meet a rabbit. The rabbit's name is Peter.

"Where are you going?" asks Peter Rabbit.

And Old White Sheep says, "We are going to the wood to make a house."

Peter Rabbit says, "I want to come with you."

Big Fat Pig says, "What can you do?"

Peter Rabbit says, "Look at my big, big teeth. I can cut sticks for your house."

Then Old White Sheep says, "Good! Come with us."

And Big Fat Pig says, "Yes, come with us. Help us to make a house."

They go along the road, trot-trot, trot-trot.

They meet a cock. The cock's name is Red Comb.

"Where are you going?" says Red Comb.

"We are going to the wood. We want to make a house."

"I want to go with you," says Red Comb.

"What can you do?" asks Big Fat Pig.

"Yes, what can you do?" asks Peter Rabbit.

"I can wake you up in the morning," says Red Comb. "Cock-a-doodle-doo! I can help you to make the house."

Then Old White Sheep says, "Come with us."

sheep [ʃi:p] lammas
fat [fæt] paks, rasvane
road [roud] maantee
rabbit [ræbit] küülik
help [help] aitama
along [ə'ləŋ] piki, mööda

wood [wud] mets; puit
cut [kʌt] lõikama
for [fɔ:,fə,fə] jaoks
cock [kɒk] kukk
comb [kəʊm] kamm; kukehari
wake up ['weik 'ʌp] äratama; ärkama

And Big Fat Pig says, "Come with us."

And Peter Rabbit says, "Come to the wood with us."

They go along the road, trot-trot, trot-trot. They come to the wood and begin to make a house.

"I can bring some straw," says Old White Sheep.

"I can bring some bricks," says Big Fat Pig.

"I can bring some sticks," says Peter Rabbit. And Red Comb says, "Cock-a-doodle-doo!"

And so they make a house in the wood.

PETE'S A B C.

Pete is a schoolboy now. He is in the first class. One day his father asks him, "Do you know the A B C, Pete?"

"Yes, Father, I do," says Pete.

"What letter comes after C?" asks his father.

"The letter D," says Pete.

"And what letter comes after D?"

"All the others, Father," says Pete.

begin [bi'gin] hakkama
straw [strəi] õled
brick [brik] telliskivi
some bricks telliskive

ask [ɑ:sk] küsima
letter ['letə] (kirja)täht
other [ʌðə] teine

GRAMMATIKA.

ARTIKLID.

1. Inglise keeles tarvitatakse nimisõna ees artikleid. Eesti keelde neid ei tõlgita. Artikleid on kaks: **a** — umbmäärane artikkel ja **the** — määrav artikkel.

Umbmäärase artikli tähendus on lähedane arvsõnale *üks*:

a pen (üks) sulg

a dog (üks) koer

Määrava artikli tähendus on lähedane asesõnale *see*:

the pen (see) sulg

the dog (see) koer

2. Artiklid on nimisõna ees rõhuta:

a pen [ə 'pen] the pen [ðə 'pen]

a dog [ə 'dɔg] the dog [ðə 'dɔg]

3. Umbmäärasel artiklil on kaks vormi:

a) a [ə], kui järgnev sõna algab kaashäälikuga:

a lesson [ə 'lesn]

b) an [ən], kui järgnev sõna algab täishäälikuga:

an English lesson [ən 'ɪŋglɪʃ lesn]

4. Määravat artiklit loetakse kahte moodi:

a) [ðə], kui järgnev sõna algab kaashäälikuga:

the lesson [ðə 'lesn]

b) [ði], kui järgnev sõna algab täishäälikuga:

the English lesson [ði 'ɪŋglɪʃ lesn]

NIMISÕNA.

1. Nimisõnade mitmuse moodustamine.

1. Mitmuses liidetakse nimisõnadele lõpp -s:

book — books

2. Kui nimisõna lõpeb tähtedega s, ss, x, sh, ch, liidetakse mitmuses -es:

bus — buses

box — boxes

dish — dishes

3. Mitmuse lõppu loetakse kolmel viisil:

- a) [s] helitute häälikute p, t, k, f järel:

lamp — lamps [s]

cake — cakes [s]

- b) [z] heliliste häälikute järel:

bag — bags

globe — globes

- c) [iz] «sisisevate» häälikute [s, z, f, tʃ] järel:

bus — buses

rose — roses

box — boxes

exercise — exercises

dish — dishes

4. Erandlikud mitmuse vormid:

man — men

child — children

foot — feet

tooth — teeth

house [s] — houses [ˈhauziz]

II. Ainsuse omastav kääne.

1. Ainsuse omastav kääne moodustatakse lõpu 's abil, kui nimisõna tähistab elusolendit:

Dick's [s] ball
the man's [z] pipe
my brother's [z] name

Dicki pall
mehe piip
minu venna nimi

2. Ainsuse omastava käände lõppu 's loetakse [s] helitute ja [z] heliliste häälikute järel.

OMADUSSÕNA.

Inglise keeles on omadussõnal sama vorm ainsuses ja mitmuses:

the thick book	paks raamat
the thick books	paksud raamatud
My copy-book is thin.	Minu vihik on õhuke.
My copy-books are thin.	Minu vihikud on õhukesed.

ASESÕNA.

I. Isikulised asesõnad.

1. Isikulised asesõnad on:

I	mina	we	meie
you	sina	you	teie
he*	tema	}	they nemad
she**	tema		
it***	tema, see		

2. Isikulised asesõnad *I, you, he, she, it, we, you, they* on lauses aluseks:

I am a pupil.	Ma olen õpilane.
We are pupils.	Me oleme õpilased.
You are a pioneer.	Sa oled pioneer.
You are pioneers.	Te olete pioneerid.

* meessoost isiku kohta

** naissoost isiku kohta

*** asja kohta

3. Sihitised tarvitatakse isikuliste asesõnade järgmisi vorme:

me	us
you	you
him*	} them
her**	
it***	

Neid vorme tõlgitakse eesti keelde omastava, osastava, alaleütleva ja nimetava käändega ning koos eessõnaga ka teiste käänedega:

Ann knows him. Ann tunneb teda.

Ann gives him lessons. Ann annab talle tunde.

Call him into the house. Kutsu ta tuppa!

Ann plays chess with him. Ann mängib temaga malet.

Alus		Sihitis
I	mina	me
you	sina	you
he*	tema	him
she**	tema	her
it***	tema, see	it
we	meie	us
you	teie	you
they	nemad	them

II. Omastavad asesõnad.

Omastavad asesõnad on:

my	minu (oma)	our	meie (oma)
your	sinu (oma)	your	teie (oma)
his	tema (oma)	} their	riende (oma)
her	tema (oma)		
its	tema, selle (oma)		

This is my pen. See on minu sulg. I am writing with my pen. Ma kirjutan oma sulega. He is writing with my pen. Ta kirjutab

* meessoost isiku kohta

** naissoost isiku kohta

*** asja kohta

minu sulega. I open my book. Ma avan (oma) raamatu. The cat is washing its face. Kass peseb (oma) nägu.

TEGUSÕNA.

Tegusõna *be* (olema) pööramine.

Olevik (Present Indefinite)

Jaata	Küsi	Eita
I am	am I?	I am not
you are	are you?	you are not
he is	is he?	he is not
she is	is she?	she is not
it is	is it?	it is not
we are	are we?	we are not
you are	are you?	you are not
they are	are they?	they are not

1. Küsivas vormis seisab tegusõna aluse ees:

Are you a teacher? Kas te olete õpetaja?

Is the teacher in the classroom? Kas õpetaja on klassis?

2. Eitavas vormis lisatakse tegusõnale **not**:

You are not a teacher.

Teie ei ole õpetaja.

Ella Fish is not a teacher.

Ella Fish ei ole õpetaja.

Tegusõna *have* (omama) pööramine.

Olevik (Present Indefinite)

Jaata	Küsi	Eita
I have a dog.	Have I a dog?	I have no dog.
You have a dog.	Have you a dog?	You have no dog.
He has a dog.	Has he a dog?	He has no dog.
She has a dog.	Has she a dog?	She has no dog.
We have a dog.	Have we a dog?	We have no dog.
You have a dog.	Have you a dog?	You have no dog.
They have a dog.	Have they a dog?	They have no dog.

1. Käsivas vormis seisab tegusõna aluse ees:

Have you a garden? Kas teil on aed?

2. Eitavas lauses tarvitatakse eitust **no**, mis seisab nimisõna ees:

We have **no** garden. Meil ei ole aeda.

3. Eitavas lühivastuses tarvitatakse tegusõna järel **not**:

Have you a garden? No, we have not.

4. Tegusõna *have* (omama) vormide tõlkimisel eesti keelde tarvitatakse tavaliselt *ma oman* asemel *mul on*, *sa omad* asemel *sul on* jne.

Tegusõna *read* (lugema) pööramine.

Olevik (Present Indefinite)

Jaataav

I read well.

You read well.

He reads well.

She reads well.

We read well.

You read well.

They read well.

Küsiv

Do I read well?

Do you read well?

Does he read well?

Does she read well?

Do we read well?

Do you read well?

Do they read well?

Eitav

I do not read well.

You do not read well.

He does not read well.

She does not read well.

We do not read well.

You do not read well.

They do not read well.

1. Oleviku ainsuse 3. pöördes on lõpp s:

he reads, she learns, it stands

2. Kui tegusõna lõpeb tähtedega **s, ss, x, sh, ch**, liidetakse 3. pöördes **-es**:

he washes ta peseb

3. Tegusõnade **go** (minema, käima) ja **do** (tegema) oleviku ainsuse 3. pööre on goes [gouz] ja does [dʌz].

4. Oleviku ainsuse 3. pöörde lõppu loetakse

a) [s] helitute häälikute järel:

he works [s], she writes [s], it sits [s]

b) [z] heliliste häälikute järel:

he opens [z], she reads [z], it comes [z]

c) [iz] «sisisevate» häälikute järel:

he washes [iz]

5. Küsiv ja eitav vorm moodustatakse abitegusõna **do** (ainsuse 3. pöördes **does**) ja tegevusnime abil.

Do you know English? Kas te oskate inglise keelt?

Does he speak Estonian? Kas ta räägib eesti keelt?

Does Dick read Russian? Kas Dick loeb vene keelt?

We do not live in that house. Me ei ela selles majas.

He does not sit in that seat. Ta ei istu sellel kohal.

Ella does not know that word. Ella ei tea seda sõna.

Tegusõna *read* (lugema) pööramine.

Kestev olevik (Present Continuous)

Jaatav	Küsiv	Eitav
I am reading	am I reading?	I am not reading
you are reading	are you reading?	you are not reading
he is reading	is he reading?	he is not reading
she is reading	is she reading?	she is not reading
we are reading	are we reading?	we are not reading
you are reading	are you reading?	you are not reading
they are reading	are they reading?	they are not reading

1. *Present Continuous* moodustatakse abitegusõna **be** oleviku ja põhitegusõna **ing**-vormi abil:

I am reading ma loen (parajasti)
Ann is writing Ann kirjutab (parajasti)

ing-vorm moodustatakse tegevusnimest:

read — reading
write — writing
run — running

2. Käsivas vormis seisab abitegusõna aluse ees:

Are you reading? Kas te loete (parajasti)?
Is Jack writing? Kas Jack kirjutab (parajasti)?

3. Eitavas vormis seisab abitegusõna järel **not**:

We are not reading. Me ei loe (praegu).
Jim is not writing. Jim ei kirjuta (praegu).

4. *Present Continuous* (kestev olevik) väljendab tegevust, mis kestab kõnesoleval momendil olevikus:

It is nine o'clock. Pete is playing chess with his brother and Eve is helping Mother.

Kell on 9. Pete mängib (parajasti) oma vennaga malet ja Eve aitab ema.

Present Indefinite ja Present Continuous.

Kui *Present Continuous* väljendab antud momendil toimuvat kestvat tegevust, siis *Present Indefinite* seevastu väljendab tegevust, mis toimub

a) pidevalt või tavaliselt:

I go to school. Ma käin koolis.

I get up at seven o'clock every morning. Ma tõusen igal hommikul kell 7

b) korduvalt:

I often meet Rein in the street. Ma kohtan sageli Reinu tänaval

c) ühekordselt olevikus ja mis viiakse kohe lõpule:

I stand up and go to the blackboard. I write an exercise on the blackboard and go back to my seat.

*There is-, there are-*laused.

+ There is a lamp on the desk.	Laual on lamp.
? Is there a lamp on the desk?	Kas laual on lamp?
— There is no lamp on the desk.	Laual ei ole lampi.

*There is-, there are-*lausetete tõlkimisel eesti keelde algab lause kohamäärusega. Sõna *there* ei tõlgita. Väljenditele *there is, there are* vastab eesti keeles *on (on olemas)*.

Võrrelda.

- | | |
|--------------------------------|----------------|
| 1. What is there on the table? | Mis on laual? |
| There is a lamp on the table. | Laual on lamp. |
| 2. Where is the lamp? | Kus on lamp? |
| The lamp is on the table. | Lamp on laual. |

SÕNADE JÄRJEKORD LAUSES.

Jaata lause.

1. Sõnade järjekord ingliskeelses lihtlauses on järgmine:

ALUS—ÕELDIS—SIHITIS

The boy sees the dog.	Poiss näeb koera.
The dog sees the boy.	Koer näeb poissi.

2. Lauseliikmed, mis vastavad küsimustele *kus? kuhu? ja millal?*, seisavad lause lõpus või aluse ees:

We learn English at school.
At school we learn English.

The children know a hundred words now.
Now the children know a hundred words.

They work in the garden every day.

Küsi v lause.

1. Üldküsimus algab tegusõnaga ja küsi v sõna puudub. Eesti keeles võib üldküsimuses esineda küsi v sõna *kas?*

Is Sam at home? Kas Sam on kodus?

On Sam kodus?

Has Sam a sister? Kas Samil on õde?

On Samil õde?

Do you read books at home? Kas te loete kodus raamatuid?

Does Sam read books at home? Kas Sam loeb kodus raamatuid?

Is Sam reading? Kas Sam loeb (praegu)?

2. Eriküsimused algavad küsi vate sõnadega *who?* (*kes?*), *whom?* (*keda?*), *what?* (*mis?* *mida?*), *where?* (*kus?* *kuhu?*), *when?* (*millal?*), *how?* (*kuidas?*), *how many?* (*kui palju?* *mitu?*) jt.

Where is Sam's book? Kus on Sami raamat?

When is Father at home? Millal on isa kodus?

What has Sam? Mis on Samil?

What do you read at home? Mida te loete kodus?

When does he come home? Millal ta tuleb koju?

What are they reading? Mida nad loevad (praegu)?

Lühivastused.

Üldküsimustele ja *who*-küsimustele antakse lühivastused.

1. Lühivastus üldküsimusele:

Are you a pupil? Yes, I am. *Jah olen.*

Are you a teacher? No, I am not. *Ei ole.*

Has your sister a watch? Yes, she has. *Jah (tal) on.*

Has your brother a watch? No, he has not. *Ei, tal ei ole.*

Do you read books at home? Yes, we do. *Jah (loeme).*

Does Jim read books at home? Yes, he does. *Jah (loeb).*

Does Jim read English books? No, he does not. *Ei (ei loe).*

Are you reading? Yes, I am. *Jah (loen).*

Is Jane reading? No, she is not. *Ei (ei loe).*

2. Lühivastus *who*-küsimusele:

Who is your friend? Dan is.

Who are your friends? Dan and Dick are.

Who has a good pen? Ellen has.

Sõnade järjekord jaatavas ja küsivas lauses.

a. Õeldiseks on tegusõna *be* ajavormis Present Indefinite.

	Is	Father	is	at home	in the evening.
When	is	father		at home	in the evening?
Where	is	father		at home?	
	is	father			in the evening?
		Who	is	at home	in the evening?

b. Õeldiseks on tegusõna *have* ajavormis Present Indefinite.

	Has	Sam	has	a car.
What	has	Sam		a car?
		Sam?		
		Who	has	a car?

c. Õeldiseks on mõni teine tegusõna ajavormis Present Indefinite.

	Does	Vello	goes	to school at 8 o'clock.
When	does	Vello	go	to school at 8 o'clock?
Where	does	Vello	go	to school?
What	does	Vello	go	at 8 o'clock?
	does	Vello	do	at 8 o'clock?

d. Õeldiseks on tegusõna ajavormis Present Continuous.

	Is	Vello	is reading	a book	in his room.
Where	is	Vello	reading	a book	in his room?
What	is	Vello	reading	a book?	
What	is	Vello	reading		in his room?
	is	Vello	doing		in his room?

HÄÄLDAMIS- JA LUGEMISHARJUTUSI.

1.	cat back bed bad best	its ten stand six net	rest stick drink stamp desk	fish pat ship sit nest
2.	hut run hen help brush much	when well shut wet sun stop	gun chess match milk rich box	not net map pat stand duck
3.	sand dust hot bit send	fist log land let top	fat fog lend tub left	cut band leg ditch cross
4.	plate take gate make	cake face snake skate	stone home so sofa	no so face name
5.	he she we be	my by sky dry	five like nice shine	wife white knife cry

6. me met cat skate mad made
 no not lick like fact face
 go got stop stone bag game
 I it its ice not note
7. pin pen pan pun me my make mole
 bit bat but bet he hike hate hole
 hut hot hat hit no nape nine nose
 log leg lag lug Eve gave five rove
8. teacher eat tree street
 please each three meet
 seat speak sleep peel
 leave beat week teeth
9. house loud day play ball call
 out cloud say May all wall
10. car start girl dirt
 far part first shirt
 farm bark bird sir
 park dark chirp firm
11. far for part port lark spark
 park pork tart sort fork sport
12. lack lake lark kid kite skirt
 bake back bark not note snort
 stark stake stack pock poke pork
13. teacher over duty fifty
 winter runner twenty sixty
 summer skater forty ninety
14. pig big tick dig town down back bag
 pat bat Kate gate pack back park bark

15. beat peat P B ten den pest best
 T D too do class glass got cot

16. pike bike cup cub dock dog cap cab
 lock log Dick dig not nod pin bin

17. Helilised ja helitud kaashäälikud.

Pete's brother is a bad boy.

It is cold today.

Pete and Ben play ball well.

Bella goes there by bus every day.

Call Kate to the gate.

There is a big bag behind the door.

That girl gives good lessons.

Bring back the bell and the box.

18.

[ŋ]

morning	evening	bring	young
skating	skiing	sing	song
nothing	interesting	spring	shining

19.

win	well	watch	water
window	west	what	wall
wine	went	wash	warm

Will's wife wants a new watch.

20.

bell	sell	milk	apple	uncle
well	ball	peel	pupil	table

21.

[θ]

[ð]

thin	three	this	they	father
thick	Thursday	that	them	mother
tooth	thirteen	then	their	brother
teeth		there	with	

39. Paigutada sõnad vastavatesse lahtritesse.

[e]	[æ]	[i]	[ɔ]	[ʌ]	[u]
-----	-----	-----	-----	-----	-----

cup, not, ink, put, match, chess, but, give, back, foot, wash, well,
look, help, bring, jam, wet, what, jump, cook.

40. Paigutada sõnad vastavatesse lahtritesse.

[ei]	[ou]	[ai]	[i:]	[ju:]	[u:]
------	------	------	------	-------	------

pupil, like, school, go, few, lay, sky, old, blue, eat, nose, note,
nice, teeth, duty, cold, each, say, new, snow, face, too.

41. Paigutada sõnad vastavatesse lahtritesse.

[ɑ:]	[ɔ:]	[ə:]	[ɛə]	[iə]
------	------	------	------	------

far, work, warm, where, sport, word, near, grass, plant, girl, wall,
there, aunt, here, chair, farm, their, her, are, door, class, four,
hear.

42. Missuguseid kaashäälikuid ei loeta järgmistes sõnades:

knife, write, rhyme, what, who, answer, comb, eight, often, know.

HARJUTUSI LAUSETE MOODUSTAMISEKS.

<p>1. The English teacher The Russian teacher The Estonian teacher My friends My sister and brother</p>	<p>is (not) are (not)</p>	<p>at school. at home. at the blackboard. in the Pioneers' Room.</p>
---	-------------------------------	--

<p>2. My sister My brother My father My mother My uncle My friend</p>	<p>is is not</p>	<p>a worker. a teacher. a pupil. a pioneer. a collective farmer.</p>
---	----------------------	--

<p>3. Today</p>	<p>the English teacher the Russian teacher my friends my sister and brother</p>	<p>is (not) are (not)</p>	<p>at school. at home. here.</p>
--------------------------	---	-------------------------------	--

<p>4. Are Is</p>	<p>your sister your brothers your father your mother your friends the children</p>	<p>at home? at school? at the lesson? at the factory? in the garden?</p>
-------------------------------	--	--

5. I		two English books.
My sister		a new hat.
My brother	have	an old bike.
We	has	no skates.
You		no Russian lesson today.
My friends		no Estonian lesson on Friday.

6.			
Our family		live	in Market Street.
My aunt and uncle		lives	near the factory.
Fred's uncle			in the country.
My friends			far from our house.

7. I			
We		to play ball	with us.
You	want	to play chess	with you.
Your sister	wants	to play football	with them.
My brother		to sing that song	with me.
My friends			

8. I			apples.
My friend			milk.
My cat	like		coffee.
My dog	likes		jam.
We			cake.
You			fish.

9.			
I		to skate	
Jane		to ski	in summer.
Tom	like	to run	in winter.
We	likes	to jump	
You			
My friends			

10.	I You We My sister My brother My friends	do not like does not like	to go to the country to come home to go there	on foot. by bus.
-----	---	------------------------------	---	---------------------

11.	Do Does	you your brother your sister your friend your friends	speak read write	Estonian? Russian? English?
-----	------------	---	------------------------	-----------------------------------

12.	Do Does	you your father your sister your friends your aunt and uncle	come home go to work go to school go there	in the morning? in the evening? at seven o'clock? after dinner? after school?
-----	------------	--	---	---

13.	What	do does	you your friend your sisters that pupil the children the workers that worker	do	at school? at the factory? at home? after school? after work? in the evening?
-----	------	------------	--	----	--

14.	Where	do does	the pioneers their teacher your friends the workers	go	after work? after school? in summer?
-----	-------	------------	--	----	--

- 15.
- | | | |
|-----------|----------------------|------------------------|
| There is | thirty-eight pupils | in the Pioneers' Room. |
| There are | twenty-four pioneers | in our class. |
| | many children | in the classroom. |
| | a boy | in that room. |
| | a girl | at the blackboard. |
| | only one window | |
- 16.
- | | | |
|-----------|--------------------|---------------------|
| Is there | a good blackboard | in the fifth class? |
| Are there | many apple-trees | in your classroom? |
| | a garden | near your school? |
| | only one inkpot | on each desk? |
| | only eighteen boys | in that garden? |
- 17.
- | | | | |
|----------|-------------|-----------|---------------------|
| How many | boys | are there | in your town? |
| | girls | | in this classroom? |
| | pupils | | in the fifth class? |
| | inkpots | | on the desks? |
| | blackboards | | at your school? |
| | schools | | |

KLASSIS TARVITATAVAID VÄLJENDEID.

- | | |
|--------------------|-----------------|
| 1. Good morning! | Tere hommikust! |
| 2. Good afternoon! | Tere päevast! |
| 3. Good-bye! | Head aega! |
| 4. How do you do? | Tere! |

* * *

- | | |
|---|---|
| 5. Stand up, please. | Palun tõuse (tõuske) püsti! |
| 6. Sit down, please. | Palun istu (istuge)! |
| 7. Who is on duty today?
I am on duty. | Kes on täna korrapidaja?
Mina olen korrapidaja. |
| 8. Who is absent?
Aino Rand is absent.
Aino Rand and Milvi Palm
are absent.
Nobody is absent. | Kes puudub?
Aino Rand puudub.
Aino Rand ja Milvi Palm puu-
duvad.
Keegi ei puudu. |
| 9. Don't talk! | Ära aja (ärge ajage) juttu! |
| 10. Sit still! | Istu(ge) rahulikult! |
| 11. Why are you late? | Miks sa hilinesid? |
| 12. Excuse my coming late. | Vabandage, et ma hilinesin. |
| 13. May I leave the room? | Kas ma tohin klassist lahkuda? |
| 14. Put up your hands. | Tõstke käsi! |

* * *

- | | |
|--------------------------------------|--|
| 15. Open your books, please. | Palun avage raamatud! |
| 16. Open your books at page
five. | Avage raamatud viiendal lehe-
küljel! |
| 17. Read the lesson on page
six. | Loe (lugege) õppetükki kuuen-
dalt leheküljelt! |
| 18. Read lesson one. | Loe (lugege) esimest õppe-
tükki! |

- | | |
|---|--|
| 19. Let us read now. | Hakkame nüüd lugema. |
| 20. Translate the text. | Tõlgi (tõlkige) tekst! |
| 21. Translate the text into English (Estonian). | Tõlgi tekst inglise keelde (eesti keelde)! |
| 22. Who can translate the sentence? | Kes oskab lauset tõlkida? |
| 23. You made a mistake. | Sa tegid (te tegite) vea. |
| 24. Correct the mistake(s). | Parandage viga (vead)! |
| 25. Who can correct the mistake? | Kes oskab viga parandada? |
| 26. Read that sentence again. | Loe see lause veel kord! |
| 27. Say that word again. | Ütle see sõna veel kord! |
| 28. Repeat the word. | Korda (seda) sõna! |
| 29. That is right (wrong). | See on õige (vale). |

* * *

- | | |
|--|----------------------------------|
| 30. Speak (read) in a loud voice. | Räägi (loe) valju häälega! |
| 31. Speak louder. | Räägi valjemini! |
| 32. That is enough. | Küllalt (aitab)! |
| 33. Go on reading, please. | Palun loe edasi! |
| 34. What is the Estonian for "pencil"? | Kuidas on "pencil" eesti keeles? |
| 35. What is the English for "sulg"? | Kuidas on inglise keeles "sulg"? |

* * *

- | | |
|---|--|
| 36. Answer this question. | Vasta (vastake) sellele küsimusele! |
| 37. Answer the following questions. | Vasta(ke) järgmistele küsimustele! |
| 38. Ask some questions about the text. | Esita(ge) küsimusi teksti kohta! |
| 39. Ask Enn a question (some questions). | Esita(ge) Ennule küsimus (küsimusi)! |
| 40. Ask a question beginning with <i>what</i> (<i>where</i> , <i>when</i>). | Esita(ge) küsimus, mis algab sõnaga <i>mis</i> (<i>kus</i> , <i>millal</i>)! |
| 41. Read the text in chorus. | Lugege teksti kooris! |
| 42. Shut your books. | Sulgege raamatud! |

* * *

- | | |
|--|--|
| 43. Take your copy-books. | Võtke vihikud! |
| 44. Open your copy-books. | Avage vihikud! |
| 45. Let's correct exercise three. | Hakkame nüüd kolmandat harjutust parandama. |
| 46. Come here and show me your copy-book. | Tule siia ja näita mulle oma vihikut! |
| 47. Let's write a dictation (translation) now. | Hakkame nüüd etteütlust (tõlget) kirjutama. |
| 48. Put down your pens. | Pange sullepead ära! |
| 49. Collect the copy-books, Enn. | Enn, korja vihikud kokku! |
| 50. Give out the copy-books. | Jaga vihikud välja! |
| | * * * |
| 51. Come to the blackboard. | Tule tahvli juurde! |
| 52. Take the chalk. | Võta kriit! |
| 53. Go and bring a piece of chalk, please. | Palun too tükk kriiti! |
| 54. Thank you. | Täna (sind). |
| 55. Write exercise four on the blackboard. | Kirjuta neljas harjutus tahvli! |
| 56. Underline that word. | Kriipsuta (ge) see sõna alla! |
| 57. Cross out that letter. | Tõmba see täht maha! |
| 58. Look at the blackboard. | Vaata (vaadake) tahvli! |
| 59. Take the duster. | Võta tahvilapp! |
| 60. Wipe the blackboard. | Puhasta tahvel! |
| 61. Go to your seat (place). | Mine oma kohale! |
| | * * * |
| 62. Your answer is good. | Sinu vastus on hea. |
| 63. Your mark is five. | Sinu hinne on viis. |
| 64. Take your diaries. | Võtke päevikud! |
| 65. This is your homework for the next lesson. | Teie kodune ülesanne järgmiseks tunniks on (järgmine). |
| 66. Read lesson seven and learn the new words. | Lugege seitsmes õppetükk ja õppige ära uued sõnad! |
| 67. Do exercise one on page twelve. | Tehke esimene harjutus kahe-teistkümnendalt leheküljelt! |
| 68. Learn the rhyme (song) by heart. | Õppige värss (laul) pähe! |
| 69. The bell is ringing. | Kell heliseb. |
| 70. The lesson is over. | Tund on lõppenud. |

SÕNASTIK.

§ 1

a [ə] *umbmäärane artikkel*
pen [pen] sulg, sullepea
desk [desk] koolilaud, kirjutuslaud
bed [bed] voodi
tent [tent] telk
nest [nest] pesa
hen [hen] kana
net [net] võrk
ten [ten] kümme

§ 2

lamp [læmp] lamp
man [mæn] mees
hat [hæt] kaabu, kübar
cap [kæp] müts
map [mæp] maakaart
flag [flæg] lipp
stamp [stæmp] kirjamark
hand [hænd] käsi
bag [bæg] kott, kandekott, koolikott
cat [kæt] kass

§ 3

ship [ʃip] laev
fish [fiʃ] kala
dish [diʃ] vaagen
six [siks] kuus
stick [stik] kepp
kid [kid] kitsetall
pig [pig] siga

§ 4

book [buk] raamat
thin [θin] õhuke

thick [θik] paks
black [blæk] must
big [big] suur
and [ænd, ənd] ja

§ 5

clock [klɒk] laua-, seinakell
dog [dɒg] koer
fox [fɒks] rebane
box [bɒks] karp, kast
sock [sɒk] sokk (soki)
lock [lɒk] lukk
pot [pɒt] pada, pott
is [iz] (ta) on
the [ði, ðə, ði] *määrav artikkel*

§ 6

this [ðis] see
that [ðæt] too, see seal
pencil [ˈpensl] pliiats
pencil-box [ˈpenslbɒks] pinal

§ 7

in [in] sees, -s; sisse, -sse
on [ɒn] peal, -l; peale, -le
red [red] punane

§ 8

bus [bʌs] buss
cup [kʌp] tass
nut [nʌt] pähkel
gun [gʌn] püss
duck [dʌk] part

hut [hʌt] onn
brush [brʌʃ] hari

§ 9

watch [wɒtʃ] käekell
bell [bel] kelluke, kõlisti
what [wɒt] mis

§ 10

cake [keik] tort, kook
plate [pleit] taldrik
gate [geit] värav
snake [sneik] uss
has [hæz] (tal) on

§ 11

rose [rouz] roos
stove [stouv] ahi
nose [nouz] nina
bone [boun] kont
stone [stoun] kivi
globe [gloub] gloobus
sofa [ˈsoufə] diivan

§ 12

yes [jes] jah
no [nou] ei
not [nɒt] ei, mitte

§ 13

pipe [paip] piip
knife [naif] nuga
bike [baik] jalgratas
kite [kait] tuulelohe
line [lain] joon
five [faiv] viis
nine [nain] üheksa
I [ai] mina
have [hæv] omama
I have [ai hæv] mul on
my [mai] minu (oma)
white [wait] valge

§ 14

he [hi:] tema (*meessoost*)
she [ʃi:] tema (*naissoost*)
we [wi:] meie
home [houm] kodu
at [æt, ət] juures, -s (*seesütl.*); -l
(*alalütl.*)

at home [ət ˈhoum] kodus
school [sku:l] kool
at school koolis
are [ɑ:] oled, oleme, olete, *(nad) on
you [ju:] sina; teie
good [gud] hea

§ 15

now [nau] nüüd
see [si:] nägema
how [hau] kuidas
well [wel] hästi
know [nou] teadma, tundma

LESSON 1

lesson [ˈlesn] õppetund
one [wʌn] üks
Friday [ˈfraɪdi] reede
eight [eit] kaheksa
it is eight o'clock [əˈklɒk] kell on
kaheksa

classroom [kla:ɪsrʊm] klass
än [æn, ən] *umbmäärane artikkel*
täishäälikuga algava sõna ees

English [ˈɪŋɡliʃ] inglise keel; inglise
teacher [ˈti:tʃə] õpetaja
where [weə] kus, kuhu
I am [ai æm, ai (ə)m] ma olen
they [ðei] nemad
be [bi:] olema
exercise [ˈeksəsaɪz] harjutus

LESSON 2

two [tu:] kaks
your [jɔ:, jɒ] sinu, teie (oma)
copy-book [ˈkɒpɪbuk] vihik
our [ˈauə] meie (oma)

duty ['dju:ti] kohus, kohustus
on duty [ɔn 'dju:ti] kohuste täit-
misel
who is on duty? kes on korrapidaja?
today [tə'deɪ] täna
who [hu:] kes
absent ['æbs(ə)nt] puuduv
who is absent? kes puudub?
open ['əʊpn] avama; lahti, lahtine
read [ri:d] lugema
take [teɪk] võtma; viima
write [raɪt] kirjutama

LESSON 3

three [θri:] kolm
pupil ['pju:pəl] õpilane
stand up ['stænd'ʌp] püsti tõusma
please [pli:z] palun
come [kʌm] tulema
to [tu:, tu, tə] juurde, -le (*alaleütl.*),
-sse (*sisseütl.*)
blackboard ['blækbɔ:d] (kooli)tahvel
shut [ʃʌt] sulgema
name [neɪm] nimi
go [gou] minema, käima
go to school ['gou tə 'sku:l] koolis
käima
seat [si:t] iste, istekoht
sit [sɪt] istuma
sit down [daʊn] istet võtma

LESSON 4

four [fɔ:] neli
family ['fæmili] perekond
twelve [twelv] kaksteist(kümmend)
year [jɪə] aasta
old [əʊld] vana
brother ['brʌðə] vend
sister ['sɪstə] õde
child [tʃaɪld] laps; *mitm.* children
[tʃɪldr(ə)n]
father ['fɑ:ðə] isa
mother ['mʌðə] ema
collective farmer [kə'lektɪv 'fɑ:mə]
kolhoosnik

many ['meni] palju
how many ['hau 'meni] kui palju,
mitu

LESSON 5

country ['kʌntri] maa
in the country maal
live [lɪv] elama
house [haus] maja; *mitm.* houses
['hauzɪz]
garden ['gɑ:dn] aed
apple ['æpl] õun
tree [tri:] puu
apple-tree ['æpltri:] õunapuu
cow [kau] lehm
car [kɑ:] (sõidu)auto
uncle ['ʌŋkl] onu
but [bʌt, bət] aga, kuid
new [nju:] uus

LESSON 6

ball [bɔ:l] pall
under ['ʌndə] all
table ['teɪbl] laud
room [rum] tuba, ruum
factory ['fæktəri] vabrik
street [stri:t] tänav
E.S.S.R. ['i: es es 'ɑ:] ENSV
U.S.S.R. ['ju: es es 'ɑ:] NSVL
quick ['kwɪk] kiiresti, kiire
be quick tee kiiresti
rhyme [raɪm] värss
give [gɪv] andma
put [put] panema

LESSON 7

seven ['sevn] seitse
friend [frend] sõber
boy [bɔɪ] poiss
first [fɜ:st] esimene
little ['lɪtl] väike
girl [gɜ:l] tüdruk, tütarlaps
only ['əʊnli] ainult
pioneer [paɪə'niə] pioneer
best [best] parim
thirteen ['θɜ:'ti:n] kolmteist(kümmend)

LESSON 13

poor [puə] vaene
 must [mʌst, məst] pean, pead *jne.*
 sell [sel] müüma
 market ['mɑ:kɪt] turg
 meet [mi:t] kohtama
 me [mi:, mi] mind; mulle
 want [wɒnt] tahtma
 can [kæn, kən] saan, saad *jne.*; võin,
 võid *jne.*

make [meik] tegema
 rich [ritʃ] rikas
 do [du:] tegema
 do **your duty** täida oma kohust
 out [aʊt] välja; väljas
 out of [aʊt əv, əv] välja; seest, -st

LESSON 14

fourteen ['fɔ:ˈti:n] neliteist(kümmend)
 hear [hiə] kuulma
 about [əˈbaʊt] (millegi) kohta, mil-
 lestki

Sunday ['sʌndi] pühapäev
 bring [brɪŋ] tooma
 back [bæk] tagasi
 again [əˈgeɪn] uuesti
 brown [braʊn] pruun
 men [men] (*mitm. sõnast man*) mehed
 beat [bi:t] lööma
 he does not want to give it back
 ta ei taha seda tagasi anda
 their [ðeə] nende (oma)
 stop [stɒp] peatuma; peatama; peatus

LESSON 15

fifteen ['fɪfˈti:n] viisteist(kümmend)
 skating ['skeɪtɪŋ] uisutamine
 skiing ['ski:ɪŋ] suusatamine
 sports [spɔ:ts] sport, sportlikud män-
 gud
 often ['ɒfn] sageli
 skate [skeɪt] uisutama; uisk
 skating-rink ['skeɪtɪŋrɪŋk] liuväli
 near [niə] lähedal
 very ['veri] väga

so [sou] nii
 ski [ski:] suusatama; suusk
 cannot ['kænət] ei või, ei saa

LESSON 16

sixteen ['sɪksˈti:n] kuusteist(kümmend)
 aunt [ɑ:nt] tädi
 her [hə:, hə] teda (*naiss.*); temale;
 tema (oma)
 answer ['ɑ:nsə] vastama; vastus
 him [hɪm] teda (*meess.*); temale
 door [dɔ:] uks
 look [lʊk] (at) (midagi) vaatama
 behind [biˈhaɪnd] taga; taha
 whom [hu:m] keda
 run [rʌn] jooksmata
 jam [dʒæm] keedis, džemm
 bad [bæd] halb
 them [ðem, ðəm] neid
 window ['wɪndəʊ] aken

LESSON 17

seventeen ['sevnˈti:n] seitseteist(küm-
 mend)
 song [sɒŋ] laul
 this is the way [wei] nii, sel viisil
 wash [wɒʃ] pesema
 cold [kəʊld] külm
 face [feɪs] nägu
 brush [brʌʃ] harjama, puhastama
 (harjaga)
 tooth [tu:θ] hammas; *mitm. teeth*
 [ti:θ]
 comb [kəʊm] kamm; kammima
 hair [heə] juuksed
 eat [i:t] süüa
 bread [bred] leib

LESSON 18

eighteen ['eɪˈti:n] kaheksateist(küm-
 mend)
 nineteen ['naɪnˈti:n] üheksateist(küm-
 mend)
 twenty ['twenti] kaksikümmend
 thirty ['θɜ:ti] kolmkümmend

forty [ˈfɔːti] nelikümmend
fifty [ˈfifti] viiskümmend
sixty [ˈsɪksti] kuuskümmend
seventy [ˈsevnti] seitsekümmend
eighty [ˈeɪti] kaheksakümmend
ninety [ˈnaɪnti] üheksakümmend
sportsman [ˈspɔːtsmən] sportlane;
mitm. sportsmen

runner [ˈrʌnə] jookaja
metre [ˈmiːtə] meeter
minute [ˈmɪnɪt] minut
jump [dʒʌmp] hüppama; hüpe
skater [ˈskeɪtə] uisutaja
much [mʌʃ] väga
very much väga

skier [ˈskiːə] suusataja
chess [tʃes] male
summer [ˈsʌmə] suvi
football [ˈfʊtbɔːl] jalgpall
match [mætʃ] võistlus, kohtumine,
matš

Pioneers' Room pioneeride tuba

LESSON 19

town [taʊn] linn
that [ðæt, ðət] mis, mida
(*siduv asesõna*); kes, keda
each [iːʃ] iga(üks)
wall [wɔːl] sein, müür
chair [tʃeə] tool
inkpot [ˈɪŋkpɒt] tindipott
ink [ɪŋk] tint

LESSON 20

picture [ˈpɪktʃə] pilt
young [jʌŋ] noor
flower [ˈflaʊə] lill
flower-bed [ˈflaʊəbed] lillepeenar
spring [sprɪŋ] kevad
shine [ʃaɪn] paistma, särama
help [help] aitama; abi
plant [plɑːnt] istutama; taim

LESSON 21

hostel [ˈhɒst(ə)l] internaat
cook [kʊk] kokk; keetma
peel [piːl] koorima
potato [pəˈteɪtəʊ] kartul; *mitm.*
potatoes [pəˈteɪtəʊz]
firewood [ˈfaɪəwʊd] põletuspuud
water [ˈwɔːtə] vesi
kitchen [ˈkɪtʃɪn] köök
lay [leɪ] panema
lay the table lauda katma
nothing [ˈnʌθɪŋ] ei midagi
interesting [ˈɪntrɪstɪŋ] huvitav

LESSON 22

May [meɪ] mai (kuu)
dear [diə] kallis, armas
Soviet [ˈsouvjet] nõukogude
hallo [hæˈləʊ] halloo! tere!
bus-stop [ˈbʌsstɒp] bussipeatus
nice [naɪs] kena, ilus
grass [grɑːs] rohi
green [grɪn] roheline
a few [fjuː] mõned, vähesed
colour [ˈkʌlə] värv, värvus
yellow [ˈjeləʊ] kollane
blue [bluː] sinine
warm [wɔːm] soe
sky [skai] taevas

LESSON 23

cuckoo [ˈkukuː] kagu
over [ˈoʊvə] möödada
here [hɪə] siin
last [lɑːst] viimane
at last lõpuks
cloudless [ˈklaʊdlɪs] pilvitu
loud [laʊd] kõvasti, valjusti

TÄHESTIKULINE SÕNASTIK.

A

- a [ei, ə] 1* *umbmäärane artikkel*
about [ə'baʊt] 14 (millegi) kohta, milledski
absent [æbs(ə)nt] 2 puuduv
 be **absent** puuduma
after [ˈɑːftə] 11 pärast
again [ə'geɪn] 14 uuesti
all [ɔːl] kõik, kogu
 all **day** 12 kogu päev
alone [ə'loun] 8 üksinda
an [æn, ən] 2 *umbmäärane artikkel*
täishäälikuga algava sõna ees
and [ænd, ənd] 4* ja
answer [ˈɑːnsə] 16 vastama; vastus
apple [ˈæpl] 5 õun
apple-tree [ˈæpltriː] 5 õunapuu
are [ɑː] 14* oled, oleme, olete, (nad) on
aunt [ɑːnt] 16 tädi

B

- back** [bæk] 14 tagasi
bad [bæd] 16 paha, halb
bag [bæg] 2* kott, kandekott, koolikott
ball [bɔːl] 6 pall
bark [bɑːk] 12 haukuma
be [biː] 1 olema; viibima; asetsema
beat [biːt] 14 lööma
bed [bed] 1* voodi
behind [bi'haind] 16 taga; taha
bell [bel] 9* kelluke, kõlisti
best [best] 7 parim; 15 kõige paremini

- big** [big] 4* suur
bike [baɪk] 13* jalgratas
bird [bɜːd] 12 lind
black [blæk] 4* must
blackboard [ˈblækbɔːd] 3 (kooli) tahvel
blue [bluː] 22 sinine
bone [bəʊn] 11* kont
book [buk] 4* raamat
box [bɒks] 5* karp, kast
boy [bɔɪ] 7 poiss
bread [bred] 17 leib
breakfast [ˈbrekfəst] 10 hommikueine
 have **breakfast** einetama
bring [brɪŋ] 14 tooma
brother [ˈbrʌðə] 4 vend
brown [braʊn] 14 pruun
brush [brʌʃ] 8* hari; 17 harjama, puhastama
bus [bas] 8* buss
bus-stop [ˈbasstɒp] 22 bussipeatus
but [bʌt, bət] 5 kuid, aga
by [baɪ] 10 kaudu, teel; juures;
 -ga (*kaasaüt.*)
 by **bus** 10 bussiga

C

- cake** [keɪk] 10* tort, kook
call [kɔːl] 8 hüüdma, kutsuma
can [kæn, kən] 13 saan, saad *jne.*;
 võin, võid *jne.*
cannot [ˈkænət] 15 ei saa
cap [kæp] 2* müts
car [kɑː] 5 (sõidu)auto
cat [kæt] 2* kass

* märgitud sõnad esinevad eelkursuse osas

get up [ˈget ʹʌp] 10 tõusma
girl [gɔ:l] 7 tütarlaps, tüdruk
give [giv] 6 andma
globe [gloub] 11* gloobus
go [gou] 3 minema; käima
go to school 9 koolis käima
good [gud] 14* hea
grass [grɑ:s] 22 rohi
green [grin] 22 roheline
gun [gʌn] 8* püss

H

hair [hæ] 17 juuksed
hallo [hæˈlou] 22 hallo! tere!
hand [hænd] 2* käsi
has [hæz] 10* (tal) on
hat [hæt] 2* kaabu, kübar
have [hæv] 13* omama
I have mul on
hay [hei] 12 hein
he [hi:, hi] 14* tema (*meessoost*)
hear [hiə] 14 kuulma
help [help] 20 aitama; abi
hen [hen] 1* kana
her [hə:] 16 teda; temale (*naissoost*);
tema (oma) (*naissoost*)
here [hiə] 23 siin; siia
him [him] 16 teda; temale (*meessoost*)
his [hiz] 8 tema (oma) (*meessoost*)
home [houm] 14* kodu; koju
at home kodus
hostel [ˈhɒst(ə)l] 21 internaat
house [haus] 5 maja; *mitm.* houses
[ˈhauziz]
how [hau] 15* kui; kuidas
hundred [ˈhʌndrɪd] 9 sada
huf [hʌt] 8* onn, hurtsik

I

I [ai] 13* mina
in [in] 7* sees, -s (*seesütl.*); sisse,
-sse (*sissesütl.*)
Indian [ˈɪndiən] 8 india; hindu
ink [ɪŋk] 19 tint
inkpot [ˈɪŋkpɒt] 19 tindipott
interesting [ˈɪntrɪstɪŋ] 21 huvitav

into [ˈɪntu:, ˈɪntə, ˈɪntu] 8 sisse, -sse
(*sissesütl.*)
its [ɪts] 12 tema (oma)
(*asjade ja loomade kohta*)
is [ɪz] 5* (ta) on

J

jam [dʒæm] keedis, džemm
jump [dʒʌmp] 18 hüppama, kargama;
hüpe

K

kid [kɪd] 3* kitsetall
kitchen [kɪtʃɪn] 21 köök
kite [kɑɪt] 13* tuulelohe
knife [naɪf] 13* nuga
know [nou] 15* teadma, tundma

L

lamp [læmp] 2* lamp
last [lɑ:st] 23 viimane
at last 23 lõpuks
lay [lei] 21 panema
lay the table 21 lauda katma
learn [lɜ:n] 9 õppima
leave [li:v] 8 jätma, lahkuma (kusa-
gill)
lesson [ˈlesn] 1 õppetund
like [laɪk] 10 armastama
I like that book mulle meeldib see
raamat
line [lain] 13* joon
little [ˈlɪtl] 7 väike
live [liv] 5 elama
lock [lɒk] 5* lukk; lukustama
look [luk] (at) 16 (midagi) vaatama
loud [laud] 23 kõvasti, valjusti

M

make [meɪk] 13 tegema
man [mæn] 2* mees; *mitm.* men
many [ˈmeni] 4 palju
how many [ˈhau ˈmeni] 4 kui palju
map [mæp] 2* maakaart

market [ˈmɑːkɪt] 13 turg
match [mætʃ] 18 võistlus, kohtumine,
matš

May [meɪ] 22 mai (kuu)
me [miː, mi] 13 mind; mulle
meet [mi:t] 13 kohtama, kohtuma
men [men] 14 (*mitmus sõnast man*)
mehed

metre [ˈmi:tə] 18 meeter
milk [mɪlk] 10 piim
minute [ˈmɪnɪt] 18 minut
Monday [ˈmʌndi] 9 esmaspäev
morning [ˈmɔːnɪŋ] 10 hommik
mother [ˈmʌðə] 4 ema
much [mʌtʃ] 18 palju
very much [ˈveri ˈmʌtʃ] väga
must [mʌst, məst] 13 pean, pead *jne.*
my [maɪ] 13* minu (oma)

N

name [neɪm] 3 nimi
near [niə] 15 lähedal
nest [nest] 1* pesa
net [net] 1* võrk
new [njuː] 5 uus
nice [nais] 22 kena, ilus
nine [nain] 13* üheksa
nineteen [ˈnaɪnˈtiːn] 18 üheksateist-
(kümmend)
ninety [ˈnaɪnti] 18 üheksakümmend
no [nou] 12* ei, mitte
nose [nouz] 11* nina
not [ˈnɒt] 12* ei, mitte
nothing [ˈnʌθɪŋ] 21 ei midagi
now [nau] 15* nüüd
nut [nʌt] 8* pähkel

O

often [ˈɒfn] 15 sageli
old [ould] 4 vana
on [ɒn] 7* peal, peale; -l, -le
one [wʌn] 1 üks
only [ˈəʊnli] 7 ainult
open [ˈəʊpn] 2 avama, avatud; lahti,
lahtine
our [ˈaʊə] 2 meie (oma)

out [aut] 13 välja
out of [aut əv, əv] 13 välja
over [ˈəʊvə] 23 möödas

P

pat [pæt] 8 patsutama
peel [pi:l] 21 koorima
pen [pen] 1* sulg
pencil [ˈpensl] 6* pliiats
pencil-box [ˈpenslbɒks] 6* pinal
picture [ˈpɪktʃə] 20 pilt
pig [pɪg] 3* siga
pioneer [ˈpaɪəˈniə] 7 pioneer
pipe [paɪp] 13* piip
plant [plɑːnt] 20 istutama; taim
plate [pleɪt] 10* taldrik
play [pleɪ] 11 mängima
please [pliːz] 3. palun
poor [puə] 13 vaene
pot [pɒt] 5* pada, pott
potato [pəˈteɪtəʊ] 21 kartul; *mitm.*
potatoes [pəˈteɪtəʊz]
pupil [ˈpjuːpl] 3 õpilane
put [put] 6 panema

Q

quick [ˈkwɪk] 6 kiire, kiiresti
be quick tee kiiresti!

R

read [ri:d] 2 lugema
red [red] 7* punane
rest [rest] 11 puhkama; puhkus
rhyme [raɪm] 6 värss, riim
rich [rɪtʃ] 13 rikas
room [ru:m] 6 tuba, ruum
rose [rouz] 11* roos
run [rʌn] 16 jooksuma
runner [ˈrʌnə] 18 jooksjä
Russian [ˈrʌʃn] 9 vene keel; vene

S

Saturday [ˈsætədi] 9 laupäev
say [sei] 8 ütleva
he says [sez] ta ütleb
school [sku:l] 14* kool
at school [ət ˈsku:l] koolis
to school [tə ˈsku:l] kooli
seat [si:t] 3 iste, istekoht

see [si:] 15* nägema
 sell [sel] 13 müüma
 seven ['sevn] 7 seitse
 seventeen ['sevn'ti:n] 17 seitseteist-
 (kümmend)
 seventy ['sevnti] 18 seitsekümmend
 she [ʃi:, ʃi] 14* tema (naissoost)
 shine [ʃain] 20 paistma, särama
 ship [ʃip] 3* laev
 shut [ʃʌt] 3 sulgema
 sing [siŋ] 12 laulma
 sister ['sistə] 4 õde
 sit [sit] 3 istuma
 sit down ['sit 'daun] istet võtma
 six [siks] 3* kuus
 sixteen ['siks'ti:n] 16 kuusteist(küm-
 mend)
 sixty ['siksiti] 18 kuuskümmend
 skate [skeit] 15 uisutama; uisk
 skater ['skeitə] 18 uisutaja
 skating ['skeitiŋ] 15 uisutamine
 skating-rink ['skeitɪŋriŋk] 15 liuväli
 ski [ski:] 15 suusatama; suusk
 skier ['skia] 18 suusataja
 skiing ['skiɪŋ] 15 suusatamine
 sky [skai] 22 taevas
 sleep [sli:p] 12 magama; uni
 snake [sneik] 10* uss
 snow [snou] 8 lumi; lund sadama
 so [sou] 15 nii
 sock [sək] 5* sokk
 sofa ['soufə] 11* diivan
 some [sʌm, səm] 8 mõni, mõned, tea-
 tav hulk
 some snow [səm 'snou] 8 lund
 sometimes ['sʌmtaimz] 11 mõnikord
 song [sɔŋ] 17 laul
 Soviet ['souvjət] 22 nõukogude
 speak [spi:k] 9 rääkima
 sports [spɔ:ts] 15 sport
 sportsman ['spɔ:tsmən] 18 sportlane,
 mitm. sportsmen
 spring [sprɪŋ] 20 kevad
 stamp [stæmp] 2* kirjamark
 stand [stænd] 3 seisma
 stand up ['stænd'ʌp] 3 püsti tõusma
 stick [stik] 3* kepp
 stone [stoun] 11* kivi

stop [stɒp] 14 peatama; peatuma; pea-
 tus
 stove [stouv] 11* ahi, pliit
 street [stri:t] 6 tänav
 summer ['sʌmə] 18 suvi
 sun [sʌn] 12 päike
 Sunday ['sʌndi] 14 pühapäev

T

table ['teibl] 6 laud
 take [teik] 2 võtma; viima
 teacher ['ti:tʃə] õpetaja
 ten [ten] 1* kümme
 tent [tent] 1* telk
 that [ðæt] 6* too, see seal
 that [ðæt, ðət] 19 mis, kes; mida,
 keda (siduv asesõna)
 the [ði, ðə, ði] 5* määrav artikkel
 their [ðeə] 14 nende (oma)
 them [ðem, ðəm] 16 neid; neile
 then [ðen] 8 siis
 there [ðeə] 12 seal; sinna
 they [ðei] 1 nemad, nad
 thick [θik] 4* paks
 thin [θin] 4* õhuke
 thirteen ['θɜ:'ti:n] 7 kolmteist(küm-
 mend)
 thirty ['θɜ:ti] 18 kolmkümmend
 this [ðis] 6* see
 three [θri:] 3 kolm
 Thursday ['θɜ:zdi] 9 neljapäev
 to [tu:, tu, tə] 3 juurde, -le
 (alaleütl.); -sse
 today [tə'dei] 2 täna
 too [tu:] 10 ka, samuti
 tooth [tu:θ] 17 hammas; mitm. teeth
 [ti:θ]
 town [taun] 19 linn
 tree [tri:] 5 puu
 Tuesday ['tju:zdi] 9 teisipäev
 twelve [twelv] 4 kaksteist(kümmend)
 twenty ['twenti] 18 kakskümmend
 two [tu:] 2 kaks

U

uncle ['ʌŋkl] 5 onu
 under ['ʌndə] 6 all; alla

us [ʌs, əs] 11 meid; meile
U.S.S.R. [ˈju: es es ˈɑ:] 6 NSVL

V

very [ˈveri] 15 väga
very much [ˈveri ˈmatʃ] 18 väga

W

wall [wɔ:l] 19 sein, müür
want [wɒnt] 13 tahtma
warm [wɔ:m] 22 soe
wash [wɔʃ] 17 pesema
watch [wɒtʃ] 9* käekell; taskukell
water [ˈwɔ:tə] 21 vesi
we [wi:, wi] 14* meie
Wednesday [ˈwenzdi] 9 kolmapäev
week [wi:k] 9 nädal
well [wel] 15* hästi
wet [wet] 8 märg
what [wɒt] 9* mis, mida
when [wen] 11 kui; millal

where [weə] 1 kus; kuhu
white [wait] 13* valge
who [hu:] 2 kes?
whom [hu:m] 16 keda?
wife [waif] 8 naine, abikaasa
window [ˈwindəʊ] 16 aken
winter [ˈwintə] 8 talv
with [wið] 11-ga (*kaasaütlev*), kaasas
word [wɔ:d] 9 sõna
work [wɜ:k] 11 töötama; töö
worker [ˈwɜ:kə] 11 tööline, töötaja
write [rait] 2 kirjutama

Y

year [jiə] 4 aasta
yellow [ˈjeləʊ] 22 kollane
yes [jes] 12* jah
you [ju:] 14* teie; sina
young [jʌŋ] 20 noor
your [jɔ:] 2 teie, sinu (oma)

LISAD.

Kuupäevad

Kirjutatakse:

September 1, 1959

Loetakse:

1. September the first, nineteen fifty-nine
või
2. The first of September, nineteen fifty-nine

Nädalapäevade nimetused

Monday	Friday
Tuesday	Saturday
Wednesday	Sunday
Thursday	




Kuude nimetused



January February March
April May June
July August September
October November December



Järgarvud 1—31


the first, the second, the third, the fourth, the fifth, the sixth, the seventh, the eighth, the ninth, the tenth, the eleventh, the twelfth, the thirteenth, the fourteenth, the fifteenth, the sixteenth, the seventeenth, the eighteenth, the nineteenth, the twentieth [‘twentiiθ], the twenty-first, the twenty-second, the twenty-third, the twenty-fourth, the twenty-fifth, the twenty-sixth, the twenty-seventh, the twenty-eighth, the twenty-ninth, the thirtieth, the thirty-first.




Rõhuliste täishäälikute lugemine.

a	æ  lamp	ei  cake	ɑ:  car
---	--	---	--

o	ɔ  clock	ou  rose	ɔ: sport
---	---	---	-------------

u	ʌ  bus	ju:  pupil	ə: Thursday
---	---	---	----------------

e	e  pen	i: she	ə: her
---	---	-----------	-----------


i	i  ship	ai  pipe	ə:  girl
---	--	---	---




This ... a girl. ... name is Aino. She is sitting ... her desk. She ... doing her homework. ... is writing an exercise. She ... a pen in her hand.



This is ... boy. His ... is Tom. He is ... at the table. He ... reading a book. ... book is thick. It ... interesting. Tom likes ... read books.



Linda is laying the She ... a plate in her hand. There are four ... on the table. There ... some bread on the table, too. Linda ... helping her mother.



There ... many big apples in the box. Harry ... giving an apple to Fred. Fred is taking the ... from Harry. He likes ... very much.



It is summer. ... sun is shining. Two ... are making hay. The hay ... dry.
"Make hay while the sun shines."

SISUKORD.

§ 1. Häälikud [e] ja [p, b, t, d, k, g, n, h, s]	3
§ 2. Häälikud [æ] ja [m, f, l]; täht <i>c</i> = [k]	4
§ 3. Häälikud [i] ja [ʃ]; täht <i>x</i> ; täheühendid <i>sh, ck</i>	5
§ 4. Häälikud [u] ja [θ]	6
§ 5. Häälikud [ɔ] ja [ð, z]	9
§ 6. Häälik [l] sõna ja silbi lõpus; täht <i>c</i> = [s]	10
§ 7. Eessõnad <i>in, on</i>	12
§ 8. Häälik [ʌ]	14
§ 9. Häälikud [w] ja [tʃ]; <i>w</i> + <i>a</i> kinnises silbis; täheühend <i>tch</i>	16
§ 10. Häälik [ei]	17
§ 11. Häälikud [ou] ja [v]	19
§ 12. Tõusev ja langev meloodia; häälik [j]; täht <i>y</i> = [j]	20
§ 13. Häälik [ai]; täht <i>y</i> = [ai]	24
§ 14. Häälikud [i, u, ɑ:] ja [dʒ]; täht <i>j</i> = [dʒ]; täheühend <i>qu</i> = [kw]	26
§ 15. Tähestik	28
Lesson 1. At School. Isikulised asesõnad alusena. Tegusõna <i>be</i>	31
Lesson 2. At the Lesson. Nimisõnade mitmus	34
Lesson 3. The Teacher and the Pupil. Käskiv kõneviis	37
Lesson 4. Our Family. Tegusõna <i>have</i> (jaatavas ja küsivas vormis)	40
Lesson 5. In the Country. Tegusõna <i>have</i> (eitav); <i>a</i> + <i>r</i> lugemine	43
Lesson 6. Where is Dick's Ball? Ainsuse omastav	46
Lesson 7. My Friend and I. Present Indefinite (jaatav); <i>i</i> + <i>r</i> lugemine	48
Lesson 8. Snow. Tegusõna <i>go</i>	51
Lesson 9. We are Schoolchildren. Present Indefinite (küsiiv)	53
Lesson 10. In the Morning. Present Indefinite (eitav); <i>o</i> + <i>r</i> lugemine	56
Lesson 11. A Factory-Worker. Present Indefinite (küsiiv ja eitav; ains. 3. pööre)	58
Lesson 12. Chirp, Spot and Kit. Küsimused sõnadega <i>where</i> ja <i>when</i>	61
Lesson 13. Mike and the Boxes I. Küsimus sõnaga <i>what</i>	64
Lesson 14. Mike and the Boxes II. Tegusõna <i>do</i>	67
Lesson 15. Skating and Skiing. Artiklite tarvitamine	70
Lesson 16. Tom and his Aunt. Isikulised asesõnad sihitisena	73
Lesson 17. A Song	77
Lesson 18. Our Sportsmen. Arvsõnad 1—100	80
Lesson 19. Say what it is. <i>There is-, there are-</i> laused	83

Lesson 20. In the Garden. Present Continuous (jaatav)	86
Lesson 21. At the School Hostel. Present Continuous (küsiv ja eitav)	89
Lesson 22. May Day. In Spring. Omastavad asesõnad	93
Lesson 23. The Cuckoo	97

Lisalektüür

The Elephant and the Tailor	100
The Fox and the Grapes	100
The Little Fir-Tree	101
The Old White Sheep's House	102
Pete's A B C	103

Grammatika

Artiklid	104
Nimisõna	105
I. Nimisõnade mitmuse moodustamine	105
II. Ainsuse omastav kääne	105
Omadussõna	106
Asesõna	106
I. Isikulised asesõnad	106
II. Omastavad asesõnad	107
Tegusõna	108
Tegusõna <i>be</i> pööramine (Present Indefinite)	108
Tegusõna <i>have</i> pööramine (Present Indefinite)	108
Tegusõna pööramine ajavormis Present Indefinite	109
Tegusõna pööramine ajavormis Present Continuous	110
There is-, there are-laused	112
Sõnade järjekord lauses	112
Jaatav lause	112
Küsiv lause	113
Lühivastused	113
Häälde- ja lugemisharjutusi	115
Harjutusi lausete moodustamiseks	121
Klassis tarvitata vaid väljendeid	125
Sõnastik õppepalade järgi	128
Tähestikuline sõnastik	134
Lisad	140

13 kop.

